

MONTGOMERY COUNTY PUBLIC SCHOOLS

Preventative Maintenance/Service for Electric Buses

Department of Transportation
Montgomery County Public Schools (MCPS)
Rockville, Maryland 20855

Date ___/___/___ Start Time ___:___ a.m. p.m. End Time ___:___ a.m. p.m.

Bus # _____ Odometer Reading _____ Inspection Site _____

USE: X-OK, S-Serviced, C-Cleaned, N-Need Repair, O-Comment, R-Replace, I-Not Applicable, L-Leak, A-Adjust, P-Pass, F-Fail
TIRE CODES: U-Uneven Wear, T-Tread Damaged, S-Slick, H-Hole

INTERIOR OF VEHICLE	EV INSPECTIONS	BRAKES		
Door, Hinges, Seats, Jump Seat	Air Compressor Filter	Inspection		
Seatbelts, Mirrors	Air Compressor Oil Separator	Brake System/Air Lines		
Key, Ignition, Neutral Switch	Air Compressor Main Seal	Static Brake Test		
Horn, Gauges, Warning Device	Air Compressor Oil Level Check	Air Tanks/Lines		
Air Pressure	Air Dryer			
Aisle, Flooring	Battery Ancillary Bay Plug	OTHER		
Glass	Battery Pack Desiccant Maintenance	Windshield Washer Fluid		
Steering, Parking Brake, Heater	Charge Port Inspection	Windshield,Wiper		
Lights: Head, Parking, Turn, Back-Up	Coolant System Maintenance	Battery (LV) Cables, Shutoff Switch		
Lights: Emergency, Stop Lights, Strobe	Electric Motor Inspection	Battery Holddown/Tray		
First Aid Kit, Body Fluid Kit	High Voltage Heaters			
Back-Up Alarm	High Voltage Battery			
Back-Up Camera	High Voltage Wiring Inspection			
Child Minder	Power Steering Motor Lube			
Heated Seat	Torque Mark Inspection			
Air Conditioning, Front and Rear	Transmission Oil Level			
Emergency Window Exit Buzzer				
Emergency Window Latches and Decals	UNDER INSPECTION/LUBE	LIST ADDITIONAL PARTS USED BELOW		
Roof Hatch	Suspension, Steering			
Fire Extinguisher and Flares	Tie Rods			
	King Pin			
	Frame, Rail, Holddowns			
EXTERIOR: LEFT, RIGHT, FRONT, REAR				
Tire Condition Tread Depth	Springs			
LF ___/32 <input type="checkbox"/> RF ___/32	Shocks			
LR ___/32 <input type="checkbox"/> RR ___/32	U-Bolts			
RR ___/32 <input type="checkbox"/> ___/32	Shackles			
Inflation: Front ___ Rear ___	Air Suspension			
Lugs, Wheels, Rims, Mud Flaps				
Logos, Paint, Numbers	PREVENTIVE MAINTENANCE	QTY	PART NUMBER	
Body Damage (use diagram on back)	PMJ			
Emergency Door	PMK			
Stop Signs, Crossing Arm	PML			
All Lights, Strobe Light	PMN			
Back-Up Sensor	PMQ			
	PMR			

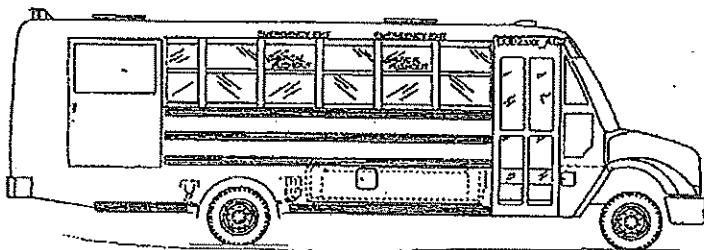
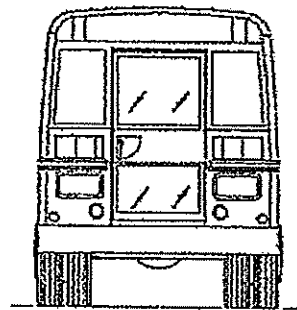


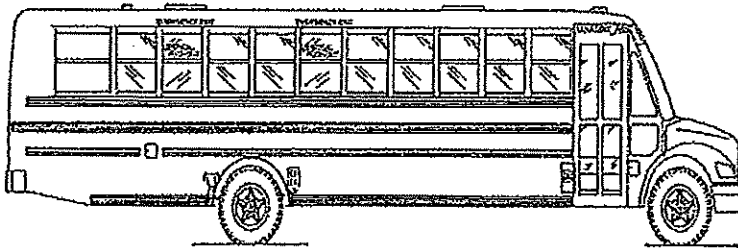

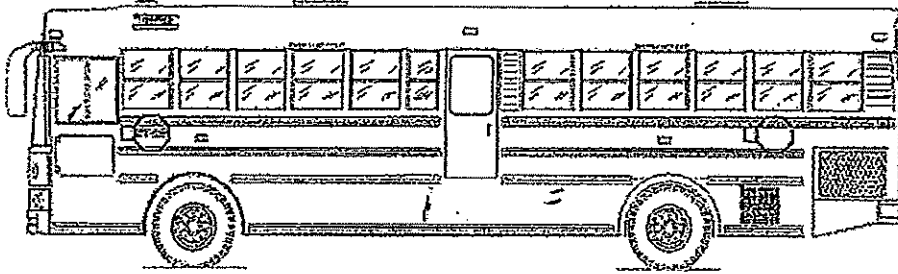

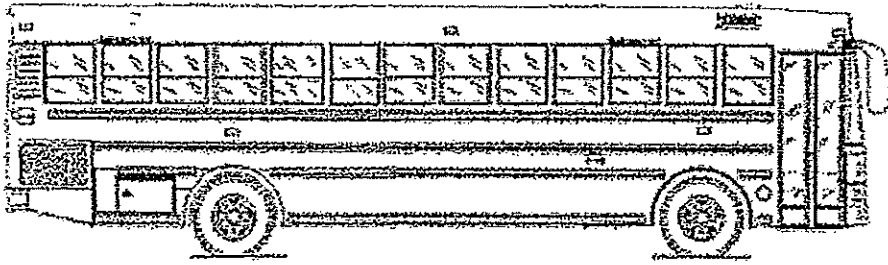
Comments

Check box if vehicle needs follow-up service.

Printed name of Shift Supervisor _____ Printed Name of Technician _____

Released by _____ Signature, Shift Supervisor
Work Performed by _____ Signature, Technician

Body Damage and Rust Report from 30 Day Inspection



Bus # _____

- Check Overall Condition of Bus Body
- Check for Body Damage and Rust
- Check Step Well
- Check Inside and Outside of Rear Wheel Wells
- Check Inside and Outside of Emergency Door
- Check Emergency Window for Rust
- Check Inside and Outside of Wheel Chair Door
- Check Lower Panels for Damage and Cracks
- Check for Broken Glass
- Check Bumper and End Caps

Notes