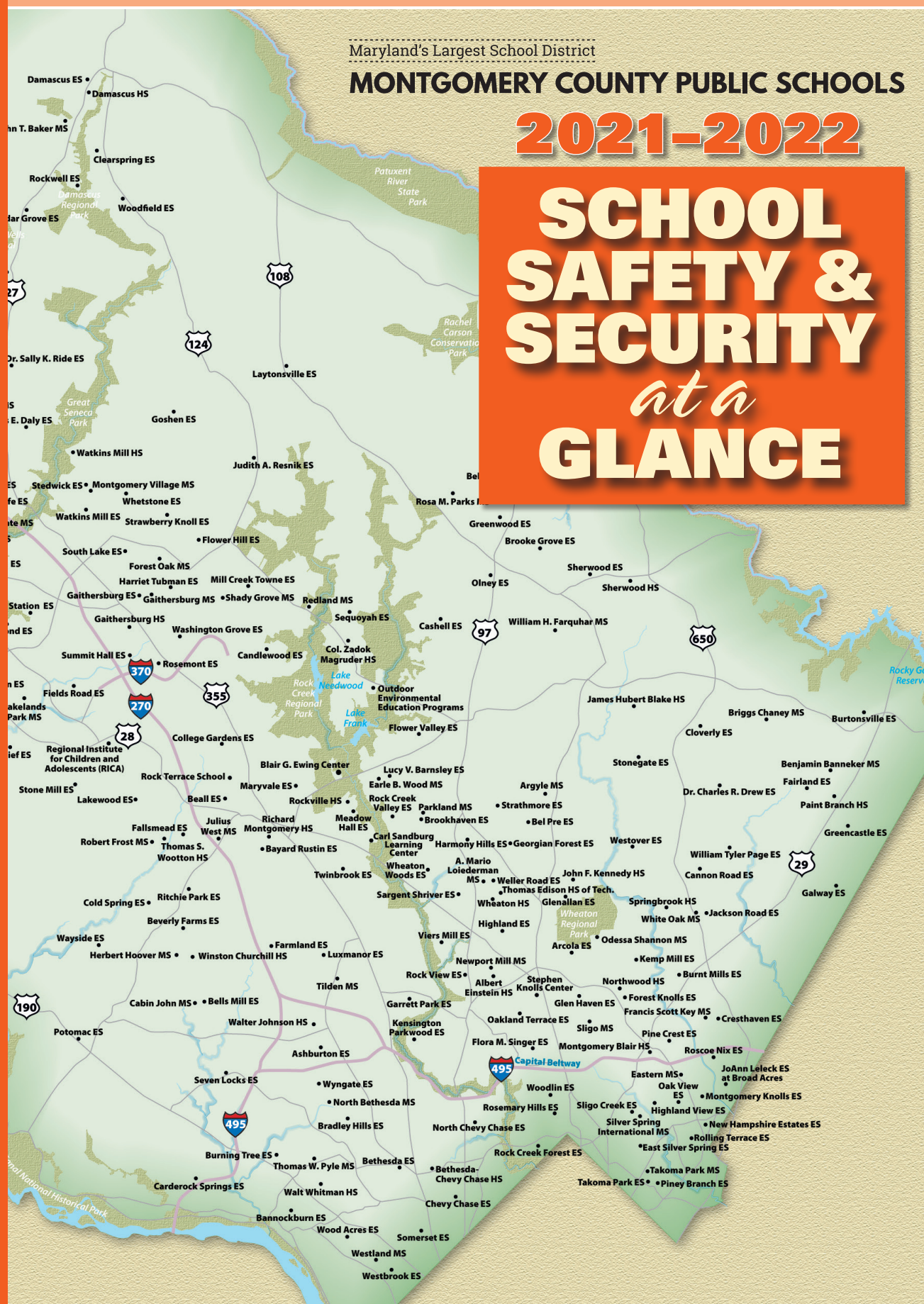



MONTGOMERY COUNTY PUBLIC SCHOOLS

SCHOOL SAFETY & SECURITY *at a* GLANCE





VISION

We inspire learning by providing the greatest public education to each and every student.

MISSION

Every student will have the academic, creative problem solving, and social emotional skills to be successful in college and career.

CORE PURPOSE

Prepare all students to thrive in their future.

CORE VALUES

*Learning
Relationships
Respect
Excellence
Equity*

Board of Education

Ms. Brenda Wolff
President

Ms. Karla Silvestre
Vice President

Dr. Judith R. Docca

Mrs. Shebra L. Evans

Ms. Lynne Harris

Dr. Scott Joftus

Mrs. Rebecca K. Smondrowski

Ms. Hana O'Looney
Student Member

Montgomery County Public Schools (MCPS) Administration

Monifa B. McKnight, Ed.D.
Interim Superintendent of Schools

Jimmy N. D'Andrea
Chief of Staff

Eugenia S. Dawson, Ed.D.
Chief of Finance and Operations

Dana E. Edwards
Chief of Districtwide Services and Supports

Helen A. Nixon, Ed.D.
Chief of Human Resources and Development

Ruschelle Reuben
Chief of Teaching, Learning, and Schools

Stephanie S. Sheron
Chief of Strategic Initiatives

850 Hungerford Drive
Rockville, Maryland 20850
www.montgomeryschoolsmd.org

MCPS

School Safety and Security

at a Glance

2021-2022

Office of Shared Accountability
Montgomery County Public Schools

ACKNOWLEDGMENTS

This publication is the result of the efforts of several offices within Montgomery County Public Schools:

Office of the Chief of Staff

Office of Shared Accountability

Office of Systemwide Safety and Emergency Management

Office of Strategic Initiatives

Office of Technology and Innovation

Office of Teaching, Learning, and Schools

Office of Student and Family Support and Engagement

Questions concerning statistical or demographic data may be directed to the Office of Shared Accountability.

Questions concerning school programs may be directed to the Office of Student and Family Support and Engagement.

Questions concerning definitions of serious incidents may be directed to the Office of Systemwide Safety and Emergency Management.

TABLE OF CONTENTS

	Page
I. INTRODUCTION	i
Guidelines for Reporting Data.....	iii
Explanation of School Profile Sections	v
School Sample Page	vii
II. ELEMENTARY SCHOOL PROFILES.....	1
III. MIDDLE SCHOOL PROFILES.....	275
IV. HIGH SCHOOL PROFILES.....	359
V. SPECIAL SCHOOL PROFILES	415
VI. COUNTY SUMMARY PROFILES.....	431
VII. GLOSSARY OF TERMS.....	445
VIII. REGULATION COB-RA, <i>Reporting a Serious Incident</i>	459
IX. INDEX	471

SECTION I

INTRODUCTION

INTRODUCTION

Montgomery County Public Schools (MCPS) School Safety and Security at a Glance provides, in a single document, information about the reporting of incidents related to school safety and security, local school safety program descriptions, and serious incidents. Information is presented for each school. While much of this information is available in various documents produced throughout the year, *MCPS School Safety and Security at a Glance* provides this information for stakeholders in a single comprehensive report with a user-friendly format.

MCPS School Safety and Security at a Glance is a valuable tool to report incidents related to school safety and security. It provides a concise, easily understood, and easily accessible snapshot for administrators, teachers, students, and parents/guardians for discussion on the best learning environment possible in every school.

Guidelines for Reporting Data

The federal government has provided guidance regarding the *Family Educational Rights and Privacy Act* (FERPA) that has resulted in restrictions in the amount of student data that may be publically reported. FERPA (20 U.S.C. § 1232g; 34 CFR Part 99) prohibits the release of individually identifiable information to the public. The Maryland State Department of Education (MSDE) adopted the guidelines for the reporting of aggregate student data and MCPS is implementing MSDE's guidelines as follows:

Student Enrollment and Testing Data

- Any percentage rates greater than or equal to 95.0% or less than or equal to 5.0% will be noted as $\geq 95.0\%$ or $\leq 5.0\%$, respectively.
- If the percentage rate is greater than or equal to 95.0% or less than or equal to 5.0%, the corresponding number of students (N) will not be published.
- When the total N is less than 10, the corresponding N's and percentage rate will not be published.

Out-of-School Suspension Data

- When the number of students enrolled is less than 10, no data will be published.

Explanation of School Profile Sections

There are seven sections for each MCPS school in the *2021–2022 School Safety and Security at a Glance*. These are illustrated on the School Sample Page on page vii of this document. The glossary of terms includes definitions for the lists of categories and an explanation of incidents in each category.

Section 1: Number of Out-of-School Suspension Incidents

In this section, the number of suspension incidents for particular categories is reported. The number in each column represents the number of students suspended for the category. Numbers are duplicated counts, meaning a student could be counted in more than one category and/or a student could be counted more than once in the same category.

Section 2: Out-of-School Suspension Rate

This section includes the number and percentage of students suspended during the three most recent school years. These data represent an unduplicated count of students, meaning a student is counted only once, regardless of the number of times suspended.

Section 3: Reported Serious Incidents

In this section, incidents reported to the Office of Teaching, Learning, and Schools, as well as the number of incidents for which police were notified is included. Events may be reported as a serious incident if they result in or lead to any incident resulting in death or serious injury of any person on an MCPS site or while conducting MCPS business; potential or actual disruption of the planned school day; or any of the other criteria outlined in MCPS Regulation COB-RA, *Reporting a Serious Incident* (see page 455). Notification is dictated by several documents, including MCPS Regulation COB-RA, *Reporting a Serious Incident*; MCPS Regulation JFA-RA, *Student Rights and Responsibilities*; and the *Memorandum of Understanding Between MCPS and Montgomery County Department of Police and Montgomery County State’s Attorney’s Office*.

Section 4: Bullying Incidents

This section includes the number of bullying incidents reported and confirmed. The “Number Reported” is the number of written reports of bullying incidents (MCPS Form 230-35, *Bullying, Harassment, or Intimidation Reporting Form*) submitted to a school. The “Number Confirmed” is the number of reported bullying events deemed accurate upon investigation by a school administrator.

Section 5: Drills Conducted

This section reflects the actions taken by schools to prepare students for emergency situations and those situations at a school that require declaration of some alert status.

Section 6: Safety Incidents Requiring Alert Status

This section reflects the actions taken by schools when actual incidents occur at a school or in a school's community requiring staff members and students to remain within their classrooms, within a secured area, and possibly accounted for and under supervision.

Section 7: Programs

This section includes programs offered in the school to develop the behaviors and skills that promote safe and secure school environments. School programs are determined by the Office of Student and Family Support and Engagement.

School Sample Page

MCPS High School - #999

Cluster Name: Anywhere

12345 North Smith Street Anywhere, MD 12345

Office Phone: (999) 999-9999

School Hours: 7:45 - 2:30

www.montgomeryschoolsmd.org/schools/anywherehs/

Fax Number: (999) 999-9999

2021–2022 Number of Out-of-School Suspension Incidents Related to School Safety ^{1 3 5}									
	Arson Fire Explosives	Attack	Dangerous Substances	Disrespect Insubordination Disruption	Fighting	Theft	Threat	Weapons	Other
Total Incidents	0	1	0	3	2	0	5	0	0
Female	0	0	0	2	0	0	0	0	0
Male	0	1	0	1	2	0	5	0	0
Non-binary	--	--	--	--	--	--	--	--	--
Asian	0	0	0	0	0	0	0	0	0
Black or African American	0	1	0	0	0	0	1	0	0
Hispanic/Latino	0	0	0	0	0	0	0	0	0
Two or More Races	0	0	0	0	0	0	0	0	0
White	0	0	0	0	2	0	1	0	0
EML	--	--	--	--	--	--	--	--	--
FARMS	0	1	0	2	0	0	0	0	0
Special Education	0	0	0	2	2	0	2	0	0

Out-of-School Suspension Rate ^{2 3 5}												
	Total Students Enrolled			Percent Students Enrolled			Number Students Suspended			Percent Students Suspended		
	2020	2021	2022	2020	2021	2022	2020	2021	2022	2020	2021	2022
All Students	1196	1231	1270				10	See footnote 4.	7	.8	See footnote 4	.6
Female	599	616	640	50.1	50.0	50.4	3		6	.5		.9
Male	597	615	629	49.9	50.0	49.5	7		1	1.2		.2
Non-binary	--	--	--	--	--	--	--		--	--		--
Asian	396	431	459	33.1		36.1	1		0	.3		.0
Black or African American	66	74	75	5.5		5.9	1		2	1.4		2.7
Hispanic/Latino	94	115	128	7.9		10.1	1		0	1.1		.0
Two or More Races	--	65	69	≤5.0		5.4	3		0	4.9		.0
White	576	543	537	48.2	44.1	42.3	4		5	.7		.9
EML	--	--	--	--	≤5.0	--	--		--	--		--
FARMS	82	72	112	6.9	5.8	8.8	2	1	2.0	.9		
Special Education	76	77	75	6.4	6.3	5.9	3	4	4.3	5.3		

2021–2022 Reported Serious Incidents								
Description	Police Called		Description	Police Called		Description	Police Called	
	No	Yes		No	Yes		No	Yes
Academic Dishonesty	0	0	Drugs	0	0	Robbery, Strong-Armed	0	0
Accident	2	0	Extortion	0	0	Serious Injury	0	0
Alcohol	0	0	Fighting	0	0	Sex Related	2	2
Arrest	0	0	Fire, Not Arson	0	0	Suicide Related	0	1
Arson	1	0	Gang-Related Incident/Crime	0	0	Theft	0	0
Bomb	0	0	Hate Incident	2	1	Threat, Physical or Verbal	0	4
Bomb Threat	0	0	Malfunction, Essential F	1	0	Vandalism	0	0
Bullying	0	0	Medical Assistance	7	0	Weapon	0	1
Bus	0	0	Missing Child	0	0	Weapon, Toy, Facsimile	0	0
Computer Abuse	0	1	Physical Assault/Attack	1	0	Other	0	0
Disruptive Behavior	0	0	Protective Services	0	0			

¹ Duplicated Count of Students

² Unduplicated Count of Students

³ Data suppressed (--) to comply with federal guidance (see Guidelines for Reporting Data on Page iii).

⁴ Due to the COVID-19 pandemic, the 2020–2021 suspension data is not published as the overall number of incidents was too small to be reported.

⁵ EML = Emergent Multilingual Learners, FARMS = Free and Reduced-price Meals

School Sample Page

MCPS High School - #999

2021–2022 Bullying Incidents ⁶		2021–2022 Drills Conducted						
Number Reported	Number Confirmed	Fire	Evacuation	Reverse Evacuation	Shelter in Place	Drop, Cover, and Hold	Severe Weather	Active Assailant
12	7	8	1	1	1	1	1	1

2021–2022 Safety Incidents Requiring Alert Status							
Fire	Evacuation	Reverse Evacuation	Shelter in Place	Drop, Cover, and Hold	Severe Weather	Active Assailant	Lockdown
1	0	0	0	0	0	0	0

School Safety Programs	
Be Well 365 Visitor Management System	

⁶ The number of reported bullying incidents may differ from the number of bullying incidents reported as a serious incident because an event is identified as a serious incident only if it results in or leads to the death or serious injury of any person on an MCPS site or conducting MCPS business; potential or actual disruption of the planned school day; or, any of the other criteria outlined in MCPS Regulation COB-RA, *Reporting a Serious Incident* (see page 459). Additional information can be found in the glossary on page 445.

SECTION II

ELEMENTARY SCHOOL PROFILES

Elementary School Listing

Arcola.....	4	Highland View.....	124	Viers Mill.....	244
Ashburton.....	6	Jackson Road.....	126	Washington Grove.....	246
Bannockburn.....	8	Jones Lane.....	128	Waters Landing.....	248
Lucy V. Barnsley.....	10	Kemp Mill.....	130	Watkins Mill.....	250
Beall.....	12	Kensington Parkwood.....	132	Wayside.....	252
Bel Pre.....	14	Lake Seneca.....	134	Weller Road.....	254
Bells Mill.....	16	Lakewood.....	136	Westbrook.....	256
Belmont.....	18	Laytonsville.....	138	Westover.....	258
Bethesda.....	20	JoAnn Leleck.....	140	Wheaton Woods.....	260
Beverly Farms.....	22	Little Bennett.....	142	Whetstone.....	262
Bradley Hills.....	24	Luxmanor.....	144	Wilson Wims.....	264
Brooke Grove.....	26	Thurgood Marshall.....	146	Wood Acres.....	266
Brookhaven.....	28	Maryvale.....	148	Woodfield.....	268
Brown Station.....	30	Spark M. Matsunaga.....	150	Woodlin.....	270
Burning Tree.....	32	S. Christa McAuliffe.....	152	Wyngate.....	272
Burnt Mills.....	34	Ronald McNair.....	154		
Burtonsville.....	36	Meadow Hall.....	156		
Candlewood.....	38	Mill Creek Towne.....	158		
Cannon Road.....	40	Monocacy.....	160		
Carderock Springs.....	42	Montgomery Knolls.....	162		
Rachel Carson.....	44	New Hampshire Estates.....	164		
Cashell.....	46	Roscoe R. Nix.....	166		
Cedar Grove.....	48	North Chevy Chase.....	168		
Chevy Chase.....	50	Oak View.....	170		
Clarksburg.....	52	Oakland Terrace.....	172		
Clearspring.....	54	Olney.....	174		
Clopper Mill.....	56	William Tyler Page.....	176		
Cloverly.....	58	Pine Crest.....	178		
Cold Spring.....	60	Piney Branch.....	180		
College Gardens.....	62	Poolesville.....	182		
Cresthaven.....	64	Potomac.....	184		
Capt. James E. Daly.....	66	Judith A. Resnik.....	186		
Damascus.....	68	Dr. Sally K. Ride.....	188		
Darnestown.....	70	Ritchie Park.....	190		
Diamond.....	72	Rock Creek Forest.....	192		
Dr. Charles R. Drew.....	74	Rock Creek Valley.....	194		
DuFief.....	76	Rock View.....	196		
East Silver Spring.....	78	Lois P. Rockwell.....	298		
Fairland.....	80	Rolling Terrace.....	200		
Fallsmead.....	82	Rosemary Hills.....	202		
Farmland.....	84	Rosemont.....	204		
Fields Road.....	86	Bayard Rustin.....	206		
Flower Hill.....	88	Sequoyah.....	208		
Flower Valley.....	90	Seven Locks.....	210		
Forest Knolls.....	92	Sherwood.....	212		
Fox Chapel.....	94	Sargent Shriver.....	214		
Gaithersburg.....	96	Flora M. Singer.....	216		
Galway.....	98	Sligo Creek.....	218		
Garrett Park.....	100	Snowden Farm.....	220		
Georgian Forest.....	102	Somerset.....	222		
Germantown.....	104	South Lake.....	224		
William B. Gibbs, Jr.....	106	Stedwick.....	226		
Glen Haven.....	108	Stone Mill.....	228		
Glenallan.....	110	Stonegate.....	230		
Goshen.....	112	Strathmore.....	232		
Great Seneca Creek.....	114	Strawberry Knoll.....	234		
Greencastle.....	116	Summit Hall.....	236		
Greenwood.....	118	Takoma Park.....	238		
Harmony Hills.....	120	Travilah.....	240		
Highland.....	122	Twinbrook.....	242		

Arcola Elementary School - #790

Cluster Name: Downcounty Consortium

1820 Franwall Avenue Silver Spring, MD 20902

Office Phone: (301) 287-8585

School Hours: 9:25 - 3:50

www.montgomeryschoolsmd.org/schools/arcolaes/

Fax Number: (301) 649-8592

2021–2022 Number of Out-of-School Suspension Incidents Related to School Safety ^{1 3 5}									
	Arson Fire Explosives	Attack	Dangerous Substances	Disrespect Insubordination Disruption	Fighting	Theft	Threat	Weapons	Other
Total Incidents	0	0	0	0	0	0	0	0	0
Female	0	0	0	0	0	0	0	0	0
Male	0	0	0	0	0	0	0	0	0
Non-binary	--	--	--	--	--	--	--	--	--
Asian	0	0	0	0	0	0	0	0	0
Black or African American	0	0	0	0	0	0	0	0	0
Hispanic/Latino	0	0	0	0	0	0	0	0	0
Two or More Races	--	--	--	--	--	--	--	--	--
White	0	0	0	0	0	0	0	0	0
EML	0	0	0	0	0	0	0	0	0
FARMS	0	0	0	0	0	0	0	0	0
Special Education	0	0	0	0	0	0	0	0	0

Out-of-School Suspension Rate ^{2 3 5}												
	Total Students Enrolled			Percent Students Enrolled			Number Students Suspended			Percent Students Suspended		
	2020	2021	2022	2020	2021	2022	2020	2021	2022	2020	2021	2022
All Students	744	696	663				0	See footnote 4.	0	.0	See footnote 4	.0
Female	361	340	319	48.5	48.9	48.1	0		0	.0		.0
Male	383	356	344	51.5	51.1	51.9	0		0	.0		.0
Non-binary	--	--	--	--	--	--	--		--	--		--
Asian	43	36	40	5.8	5.2	6.0	0		0	.0		.0
Black or African American	150	138	121	20.2	19.8	18.3	0		0	.0		.0
Hispanic/Latino	516	485	465	69.4	69.7	70.1	0		0	.0		.0
Two or More Races	--	--	--	--	--	--	--		--	--		--
White	--	--	--	≤5.0	≤5.0	≤5.0	0		0	.0		.0
EML	368	363	340	49.5	52.2	51.3	0		0	.0		.0
FARMS	567	489	483	76.2	70.3	72.9	0		0	.0		.0
Special Education	74	65	59	9.9	9.3	8.9	0		0	.0		.0

2021–2022 Reported Serious Incidents								
Description	Police Called		Description	Police Called		Description	Police Called	
	No	Yes		No	Yes		No	Yes
Academic Dishonesty	0	0	Drugs	0	0	Robbery, Strong-Armed	0	0
Accident	0	1	Extortion	0	0	Serious Injury	0	0
Alcohol	0	0	Fighting	0	0	Sex Related	2	0
Arrest	0	0	Fire, Not Arson	0	0	Suicide Related	0	0
Arson	0	0	Gang-Related Incident/Crime	0	0	Theft	0	0
Bomb	0	0	Hate Incident	0	0	Threat, Physical or Verbal	0	0
Bomb Threat	0	0	Malfunction, Essential Equip.	0	0	Vandalism	0	0
Bullying	0	0	Medical Assistance	2	0	Weapon	0	0
Bus	0	0	Missing Child	0	0	Weapon, Toy, Facsimile	0	0
Computer Abuse	0	0	Physical Assault/Attack	0	0	Other	0	0
Disruptive Behavior	1	0	Protective Services	0	0			

¹ Duplicated Count of Students

² Unduplicated Count of Students

³ Data suppressed (--) to comply with federal guidance (see Guidelines for Reporting Data on Page iii).

⁴ Due to the COVID-19 pandemic, the 2020–2021 suspension data is not published as the overall number of incidents was too small to be reported.

⁵ EML = Emergent Multilingual Learners, FARMS = Free and Reduced-price Meals System.

Arcola Elementary School - #790

2021–2022 Bullying Incidents ⁶		2021–2022 Drills Conducted							
Number Reported	Number Confirmed	Fire	Evacuation	Reverse Evacuation	Shelter in Place	Drop, Cover, and Hold	Severe Weather	Active Assailant	Lockdown
0	0	5	1	1	1	1	1	1	1

2021–2022 Safety Incidents Requiring Alert Status							
Fire	Evacuation	Reverse Evacuation	Shelter in Place	Drop, Cover, and Hold	Severe Weather	Active Assailant	Lockdown
0	0	0	0	0	0	0	0

School Safety Programs	
Be Well 365 Linkages to Learning Visitor Management System	

⁶ The number of reported bullying incidents may differ from the number of bullying incidents reported as a serious incident because an event is identified as a serious incident only if it results in or leads to the death or serious injury of any person on an MCPS site or conducting MCPS business; potential or actual disruption of the planned school day; or, any of the other criteria outlined in MCPS Regulation COB-RA *Reporting a Serious Incident* (see page 459). Additional information can be found in the glossary on page 445.

Ashburton Elementary School - #425

Cluster Name: Walter Johnson

6314 Lone Oak Drive Bethesda, MD 20817

Office Phone: (240) 740-1300

School Hours: 9:00 - 3:25

www.montgomeryschoolsmd.org/schools/ashburtones/

Fax Number: (301) 897-2517

2021–2022 Number of Out-of-School Suspension Incidents Related to School Safety ^{1 3 5}									
	Arson Fire Explosives	Attack	Dangerous Substances	Disrespect Insubordination Disruption	Fighting	Theft	Threat	Weapons	Other
Total Incidents	0	0	0	0	0	0	0	0	0
Female	0	0	0	0	0	0	0	0	0
Male	0	0	0	0	0	0	0	0	0
Non-binary	--	--	--	--	--	--	--	--	--
Asian	0	0	0	0	0	0	0	0	0
Black or African American	0	0	0	0	0	0	0	0	0
Hispanic/Latino	0	0	0	0	0	0	0	0	0
Two or More Races	0	0	0	0	0	0	0	0	0
White	0	0	0	0	0	0	0	0	0
EML	0	0	0	0	0	0	0	0	0
FARMS	0	0	0	0	0	0	0	0	0
Special Education	0	0	0	0	0	0	0	0	0

Out-of-School Suspension Rate ^{2 3 5}												
	Total Students Enrolled			Percent Students Enrolled			Number Students Suspended			Percent Students Suspended		
	2020	2021	2022	2020	2021	2022	2020	2021	2022	2020	2021	2022
All Students	941	865	862				3	See footnote 4.	0	.3	See footnote 4	.0
Female	463	434	444	49.2	50.2	51.5	1		0	.2		.0
Male	478	431	416	50.8	49.8	48.3	2		0	.4		.0
Non-binary	--	--	--	--	--	--	--		--	--		--
Asian	169	155	153	18.0	17.9	17.7	2		0	1.3		.0
Black or African American	153	139	151	16.3	16.1	17.5	0		0	.0		.0
Hispanic/Latino	163	161	160	17.3	18.6	18.6	1		0	.6		.0
Two or More Races	79	83	81	8.4	9.6	9.4	0		0	.0		.0
White	371	321	314	39.4	37.1	36.4	0		0	.0		.0
EML	147	185	143	15.6	21.4	16.6	0		0	.0		.0
FARMS	112	91	105	11.9	10.5	12.2	0		0	.0		.0
Special Education	82	85	90	8.7	9.8	10.4	1		0	1.4		.0

2021–2022 Reported Serious Incidents								
Description	Police Called		Description	Police Called		Description	Police Called	
	No	Yes		No	Yes		No	Yes
Academic Dishonesty	0	0	Drugs	0	0	Robbery, Strong-Armed	0	0
Accident	2	0	Extortion	0	0	Serious Injury	0	0
Alcohol	0	0	Fighting	0	0	Sex Related	0	0
Arrest	0	0	Fire, Not Arson	0	0	Suicide Related	0	0
Arson	0	0	Gang-Related Incident/Crime	0	0	Theft	0	0
Bomb	0	0	Hate Incident	0	0	Threat, Physical or Verbal	0	1
Bomb Threat	1	0	Malfunction, Essential Equip.	3	0	Vandalism	0	0
Bullying	0	0	Medical Assistance	4	0	Weapon	0	1
Bus	0	0	Missing Child	0	0	Weapon, Toy, Facsimile	0	0
Computer Abuse	0	0	Physical Assault/Attack	0	0	Other	0	1
Disruptive Behavior	0	0	Protective Services	0	0			

¹ Duplicated Count of Students

² Unduplicated Count of Students

³ Data suppressed (--) to comply with federal guidance (see Guidelines for Reporting Data on Page iii).

⁴ Due to the COVID-19 pandemic, the 2020–2021 suspension data is not published as the overall number of incidents was too small to be reported.

⁵ EML = Emergent Multilingual Learners, FARMS = Free and Reduced-price Meals System.

Ashburton Elementary School - #425

2021–2022 Bullying Incidents ⁶		2021–2022 Drills Conducted							
Number Reported	Number Confirmed	Fire	Evacuation	Reverse Evacuation	Shelter in Place	Drop, Cover, and Hold	Severe Weather	Active Assailant	Lockdown
7	0	6	1	1	1	1	1	1	1

2021–2022 Safety Incidents Requiring Alert Status							
Fire	Evacuation	Reverse Evacuation	Shelter in Place	Drop, Cover, and Hold	Severe Weather	Active Assailant	Lockdown
4	0	0	0	0	0	0	0

School Safety Programs	
Be Well 365 Visitor Management System	

⁶ The number of reported bullying incidents may differ from the number of bullying incidents reported as a serious incident because an event is identified as a serious incident only if it results in or leads to the death or serious injury of any person on an MCPS site or conducting MCPS business; potential or actual disruption of the planned school day; or, any of the other criteria outlined in MCPS Regulation COB-RA *Reporting a Serious Incident* (see page 459). Additional information can be found in the glossary on page 445.

Bannockburn Elementary School - #420

Cluster Name: Walt Whitman

6520 Dalroy Lane Bethesda, MD 20817

Office Phone: (240) 740-1270

School Hours: 9:25- 3:50

www.montgomeryschoolsmd.org/schools/bannockburnes/

Fax Number: (301) 320-6559

2021–2022 Number of Out-of-School Suspension Incidents Related to School Safety ^{1 3 5}									
	Arson Fire Explosives	Attack	Dangerous Substances	Disrespect Insubordination Disruption	Fighting	Theft	Threat	Weapons	Other
Total Incidents	0	0	0	2	0	0	0	0	0
Female	0	0	0	0	0	0	0	0	0
Male	0	0	0	2	0	0	0	0	0
Non-binary	--	--	--	--	--	--	--	--	--
Asian	0	0	0	0	0	0	0	0	0
Black or African American	0	0	0	0	0	0	0	0	0
Hispanic/Latino	0	0	0	0	0	0	0	0	0
Two or More Races	0	0	0	0	0	0	0	0	0
White	0	0	0	2	0	0	0	0	0
EML	0	0	0	0	0	0	0	0	0
FARMS	0	0	0	0	0	0	0	0	0
Special Education	0	0	0	2	0	0	0	0	0

Out-of-School Suspension Rate ^{2 3 5}												
	Total Students Enrolled			Percent Students Enrolled			Number Students Suspended			Percent Students Suspended		
	2020	2021	2022	2020	2021	2022	2020	2021	2022	2020	2021	2022
All Students	461	401	430				0	See footnote 4.	1	.0	See footnote 4	.2
Female	224	197	216	48.6	49.1	50.2	0		1	.0		.5
Male	237	204	214	51.4	50.9	49.8	0		0	.0		.0
Non-binary	--	--	--	--	--	--	--		--	--		--
Asian	52	52	61	11.3	13.0	14.2	0		0	.0		.0
Black or African American	--	--	27	≤5.0	≤5.0	6.3	0		0	.0		.0
Hispanic/Latino	48	38	48	10.4	9.5	11.2	0		0	.0		.0
Two or More Races	30	34	33	6.5	8.5	7.7	0		0	.0		.0
White	309	259	261	67.0	64.6	60.7	0		1	.0		.4
EML	--	34	--	≤5.0	8.5	≤5.0	0		0	.0		.0
FARMS	--	--	--	≤5.0	--	≤5.0	0		0	.0		.0
Special Education	39	48	49	8.5	12.0	11.4	0		1	.0		2.0

2021–2022 Reported Serious Incidents								
Description	Police Called		Description	Police Called		Description	Police Called	
	No	Yes		No	Yes		No	Yes
Academic Dishonesty	0	0	Drugs	0	0	Robbery, Strong-Armed	0	0
Accident	0	1	Extortion	0	0	Serious Injury	0	0
Alcohol	0	0	Fighting	0	0	Sex Related	0	0
Arrest	0	0	Fire, Not Arson	0	0	Suicide Related	0	0
Arson	0	0	Gang-Related Incident/Crime	0	0	Theft	0	0
Bomb	0	0	Hate Incident	0	0	Threat, Physical or Verbal	0	0
Bomb Threat	1	0	Malfunction, Essential Equip.	0	0	Vandalism	1	1
Bullying	0	0	Medical Assistance	1	0	Weapon	0	0
Bus	0	0	Missing Child	0	0	Weapon, Toy, Facsimile	0	0
Computer Abuse	0	0	Physical Assault/Attack	1	0	Other	0	0
Disruptive Behavior	0	1	Protective Services	0	0			

¹ Duplicated Count of Students

² Unduplicated Count of Students

³ Data suppressed (--) to comply with federal guidance (see Guidelines for Reporting Data on Page iii).

⁴ Due to the COVID-19 pandemic, the 2020–2021 suspension data is not published as the overall number of incidents was too small to be reported.

⁵ EML = Emergent Multilingual Learners, FARMS = Free and Reduced-price Meals System.

Bannockburn Elementary School - #420

2021–2022 Bullying Incidents ⁶		2021–2022 Drills Conducted							
Number Reported	Number Confirmed	Fire	Evacuation	Reverse Evacuation	Shelter in Place	Drop, Cover, and Hold	Severe Weather	Active Assailant	Lockdown
0	0	5	1	1	1	1	1	1	1

2021–2022 Safety Incidents Requiring Alert Status							
Fire	Evacuation	Reverse Evacuation	Shelter in Place	Drop, Cover, and Hold	Severe Weather	Active Assailant	Lockdown
2	0	0	0	0	0	0	0

School Safety Programs	
Be Well 365 Visitor Management System	

⁶ The number of reported bullying incidents may differ from the number of bullying incidents reported as a serious incident because an event is identified as a serious incident only if it results in or leads to the death or serious injury of any person on an MCPS site or conducting MCPS business; potential or actual disruption of the planned school day; or, any of the other criteria outlined in MCPS Regulation COB-RA *Reporting a Serious Incident* (see page 459). Additional information can be found in the glossary on page 445.

Lucy V. Barnsley Elementary School - #505

Cluster Name: Rockville
School Hours: 9:10 - 3:50

14516 Nadine Drive Rockville, MD 20853
www.montgomeryschoolsmd.org/schools/barnsleyes/

Office Phone: (240) 740-3260
Fax Number: (240) 740-3440

2021–2022 Number of Out-of-School Suspension Incidents Related to School Safety ^{1 3 5}									
	Arson Fire Explosives	Attack	Dangerous Substances	Disrespect Insubordination Disruption	Fighting	Theft	Threat	Weapons	Other
Total Incidents	0	0	0	0	0	0	0	0	0
Female	0	0	0	0	0	0	0	0	0
Male	0	0	0	0	0	0	0	0	0
Non-binary	--	--	--	--	--	--	--	--	--
Asian	0	0	0	0	0	0	0	0	0
Black or African American	0	0	0	0	0	0	0	0	0
Hispanic/Latino	0	0	0	0	0	0	0	0	0
Two or More Races	0	0	0	0	0	0	0	0	0
White	0	0	0	0	0	0	0	0	0
EML	0	0	0	0	0	0	0	0	0
FARMS	0	0	0	0	0	0	0	0	0
Special Education	0	0	0	0	0	0	0	0	0

Out-of-School Suspension Rate ^{2 3 5}												
	Total Students Enrolled			Percent Students Enrolled			Number Students Suspended			Percent Students Suspended		
	2020	2021	2022	2020	2021	2022	2020	2021	2022	2020	2021	2022
All Students	744	702	684				0	See footnote 4.	0	.0	See footnote 4	.0
Female	339	312	324	45.6	44.4	47.4	0		0	.0		.0
Male	405	390	360	54.4	55.6	52.6	0		0	.0		.0
Non-binary	--	--	--	--	--	--	--		--	--		--
Asian	90	87	75	12.1	12.4	11.0	0		0	.0		.0
Black or African American	89	87	93	12.0	12.4	13.6	0		0	.0		.0
Hispanic/Latino	261	247	253	35.1	35.2	37.0	0		0	.0		.0
Two or More Races	58	57	56	7.8	8.1	8.2	0		0	.0		.0
White	244	217	203	32.8	30.9	29.7	0		0	.0		.0
EML	117	133	127	15.7	18.9	18.6	0		0	.0		.0
FARMS	254	190	239	34.1	27.1	34.9	0		0	.0		.0
Special Education	109	100	90	14.7	14.2	13.2	0		0	.0		.0

2021–2022 Reported Serious Incidents								
Description	Police Called		Description	Police Called		Description	Police Called	
	No	Yes		No	Yes		No	Yes
Academic Dishonesty	0	0	Drugs	0	0	Robbery, Strong-Armed	0	0
Accident	0	0	Extortion	0	0	Serious Injury	0	0
Alcohol	0	0	Fighting	0	0	Sex Related	0	0
Arrest	0	0	Fire, Not Arson	0	0	Suicide Related	0	0
Arson	0	0	Gang-Related Incident/Crime	0	0	Theft	0	0
Bomb	0	0	Hate Incident	0	0	Threat, Physical or Verbal	0	0
Bomb Threat	0	0	Malfunction, Essential Equip.	1	0	Vandalism	0	0
Bullying	0	0	Medical Assistance	4	0	Weapon	0	1
Bus	0	0	Missing Child	0	0	Weapon, Toy, Facsimile	0	0
Computer Abuse	0	0	Physical Assault/Attack	0	0	Other	0	0
Disruptive Behavior	2	2	Protective Services	0	0			

¹ Duplicated Count of Students

² Unduplicated Count of Students

³ Data suppressed (--) to comply with federal guidance (see Guidelines for Reporting Data on Page iii).

⁴ Due to the COVID-19 pandemic, the 2020–2021 suspension data is not published as the overall number of incidents was too small to be reported.

⁵ EML = Emergent Multilingual Learners, FARMS = Free and Reduced-price Meals System.

Lucy V. Barnsley Elementary School - #505

2021–2022 Bullying Incidents ⁶		2021–2022 Drills Conducted							
Number Reported	Number Confirmed	Fire	Evacuation	Reverse Evacuation	Shelter in Place	Drop, Cover, and Hold	Severe Weather	Active Assailant	Lockdown
0	0	5	1	1	1	1	1	1	1

2021–2022 Safety Incidents Requiring Alert Status							
Fire	Evacuation	Reverse Evacuation	Shelter in Place	Drop, Cover, and Hold	Severe Weather	Active Assailant	Lockdown
0	0	0	0	0	0	0	0

School Safety Programs	
Be Well 365 Visitor Management System	

⁶ The number of reported bullying incidents may differ from the number of bullying incidents reported as a serious incident because an event is identified as a serious incident only if it results in or leads to the death or serious injury of any person on an MCPS site or conducting MCPS business; potential or actual disruption of the planned school day; or, any of the other criteria outlined in MCPS Regulation COB-RA *Reporting a Serious Incident* (see page 459). Additional information can be found in the glossary on page 445.

Beall Elementary School - #207

Cluster Name: Richard Montgomery

451 Beall Avenue Rockville, MD 20850

Office Phone: (240) 740-1220

School Hours: 9:00 - 3:25

www.montgomeryschoolsmd.org/schools/bealles/

Fax Number: (301) 279-4999

2021–2022 Number of Out-of-School Suspension Incidents Related to School Safety ^{1 3 5}									
	Arson Fire Explosives	Attack	Dangerous Substances	Disrespect Insubordination Disruption	Fighting	Theft	Threat	Weapons	Other
Total Incidents	0	0	0	0	0	0	0	0	0
Female	0	0	0	0	0	0	0	0	0
Male	0	0	0	0	0	0	0	0	0
Non-binary	--	--	--	--	--	--	--	--	--
Asian	0	0	0	0	0	0	0	0	0
Black or African American	0	0	0	0	0	0	0	0	0
Hispanic/Latino	0	0	0	0	0	0	0	0	0
Two or More Races	0	0	0	0	0	0	0	0	0
White	0	0	0	0	0	0	0	0	0
EML	0	0	0	0	0	0	0	0	0
FARMS	0	0	0	0	0	0	0	0	0
Special Education	0	0	0	0	0	0	0	0	0

Out-of-School Suspension Rate ^{2 3 5}												
	Total Students Enrolled			Percent Students Enrolled			Number Students Suspended			Percent Students Suspended		
	2020	2021	2022	2020	2021	2022	2020	2021	2022	2020	2021	2022
All Students	549	516	521				0	See footnote 4.	0	.0	See footnote 4	.0
Female	250	249	241	45.5	48.3	46.3	0		0	.0		.0
Male	299	267	280	54.5	51.7	53.7	0		0	.0		.0
Non-binary	--	--	--	--	--	--	--		--	--		--
Asian	75	80	87	13.7	15.5	16.7	0		0	.0		.0
Black or African American	82	79	60	14.9	15.3	11.5	0		0	.0		.0
Hispanic/Latino	136	112	126	24.8	21.7	24.2	0		0	.0		.0
Two or More Races	43	41	38	7.8	7.9	7.3	0		0	.0		.0
White	211	203	210	38.4	39.3	40.3	0		0	.0		.0
EML	93	87	67	16.9	16.9	12.9	0		0	.0		.0
FARMS	163	123	150	29.7	23.8	28.8	0		0	.0		.0
Special Education	79	83	74	14.4	16.1	14.2	0		0	.0		.0

2021–2022 Reported Serious Incidents								
Description	Police Called		Description	Police Called		Description	Police Called	
	No	Yes		No	Yes		No	Yes
Academic Dishonesty	0	0	Drugs	0	0	Robbery, Strong-Armed	0	0
Accident	0	0	Extortion	0	0	Serious Injury	0	0
Alcohol	0	0	Fighting	0	0	Sex Related	0	0
Arrest	0	0	Fire, Not Arson	0	0	Suicide Related	0	0
Arson	0	0	Gang-Related Incident/Crime	0	0	Theft	0	0
Bomb	0	0	Hate Incident	0	0	Threat, Physical or Verbal	0	2
Bomb Threat	0	0	Malfunction, Essential Equip.	0	0	Vandalism	0	0
Bullying	0	0	Medical Assistance	2	0	Weapon	0	0
Bus	0	0	Missing Child	0	0	Weapon, Toy, Facsimile	0	0
Computer Abuse	0	0	Physical Assault/Attack	0	0	Other	0	0
Disruptive Behavior	0	1	Protective Services	0	0			

¹ Duplicated Count of Students

² Unduplicated Count of Students

³ Data suppressed (--) to comply with federal guidance (see Guidelines for Reporting Data on Page iii).

⁴ Due to the COVID-19 pandemic, the 2020–2021 suspension data is not published as the overall number of incidents was too small to be reported.

⁵ EML = Emergent Multilingual Learners, FARMS = Free and Reduced-price Meals System.

Beall Elementary School - #207

2021–2022 Bullying Incidents ⁶		2021–2022 Drills Conducted							
Number Reported	Number Confirmed	Fire	Evacuation	Reverse Evacuation	Shelter in Place	Drop, Cover, and Hold	Severe Weather	Active Assailant	Lockdown
1	1	5	1	1	1	1	1	1	1

2021–2022 Safety Incidents Requiring Alert Status							
Fire	Evacuation	Reverse Evacuation	Shelter in Place	Drop, Cover, and Hold	Severe Weather	Active Assailant	Lockdown
0	0	0	0	0	0	0	0

School Safety Programs	
Be Well 365 Visitor Management System	

⁶ The number of reported bullying incidents may differ from the number of bullying incidents reported as a serious incident because an event is identified as a serious incident only if it results in or leads to the death or serious injury of any person on an MCPS site or conducting MCPS business; potential or actual disruption of the planned school day; or, any of the other criteria outlined in MCPS Regulation COB-RA *Reporting a Serious Incident* (see page 459). Additional information can be found in the glossary on page 445.

Bel Pre Elementary School - #780

Cluster Name: Downcounty Consortium

13801 Rippling Brook Drive Silver Spring, MD 20906

Office Phone: (301) 287-8870

School Hours: 9:00 - 3:25

www.montgomeryschoolsmd.org/schools/belprees/

Fax Number: (301) 460-2148

2021–2022 Number of Out-of-School Suspension Incidents Related to School Safety ^{1 3 5}									
	Arson Fire Explosives	Attack	Dangerous Substances	Disrespect Insubordination Disruption	Fighting	Theft	Threat	Weapons	Other
Total Incidents	0	1	0	0	0	0	0	0	0
Female	0	0	0	0	0	0	0	0	0
Male	0	1	0	0	0	0	0	0	0
Non-binary	--	--	--	--	--	--	--	--	--
Asian	0	0	0	0	0	0	0	0	0
Black or African American	0	0	0	0	0	0	0	0	0
Hispanic/Latino	0	1	0	0	0	0	0	0	0
Two or More Races	0	0	0	0	0	0	0	0	0
White	0	0	0	0	0	0	0	0	0
EML	0	0	0	0	0	0	0	0	0
FARMS	0	1	0	0	0	0	0	0	0
Special Education	0	0	0	0	0	0	0	0	0

Out-of-School Suspension Rate ^{2 3 5}												
	Total Students Enrolled			Percent Students Enrolled			Number Students Suspended			Percent Students Suspended		
	2020	2021	2022	2020	2021	2022	2020	2021	2022	2020	2021	2022
All Students	598	557	539				1	See footnote 4.	1	.2	See footnote 4	.2
Female	286	259	263	47.8	46.5	48.8	0		1	.0		.5
Male	312	298	276	52.2	53.5	51.2	1		0	.4		.0
Non-binary	--	--	--	--	--	--	--		--	--		--
Asian	31	33	--	5.2	5.9	≤5.0	0		0	.0		.0
Black or African American	178	169	141	29.8	30.3	26.2	1		0	.6		.0
Hispanic/Latino	330	296	319	55.2	53.1	59.2	0		1	.0		.4
Two or More Races	--	--	--	≤5.0	≤5.0	≤5.0	0		0	.0		.0
White	36	38	43	6.0	6.8	8.0	0		0	.0		.0
EML	298	234	223	49.8	42.0	41.4	1		0	.4		.0
FARMS	413	310	363	69.1	55.7	67.3	1		0	.3		.0
Special Education	53	54	53	8.9	9.7	9.8	0		0	.0		.0

2021–2022 Reported Serious Incidents								
Description	Police Called		Description	Police Called		Description	Police Called	
	No	Yes		No	Yes		No	Yes
Academic Dishonesty	0	0	Drugs	0	0	Robbery, Strong-Armed	0	0
Accident	1	0	Extortion	0	0	Serious Injury	0	0
Alcohol	0	0	Fighting	0	0	Sex Related	0	0
Arrest	0	0	Fire, Not Arson	0	0	Suicide Related	0	0
Arson	0	0	Gang-Related Incident/Crime	0	0	Theft	0	0
Bomb	0	0	Hate Incident	0	0	Threat, Physical or Verbal	0	0
Bomb Threat	0	0	Malfunction, Essential Equip.	0	0	Vandalism	0	0
Bullying	0	0	Medical Assistance	2	0	Weapon	0	0
Bus	0	0	Missing Child	0	0	Weapon, Toy, Facsimile	0	0
Computer Abuse	0	0	Physical Assault/Attack	0	0	Other	0	0
Disruptive Behavior	1	0	Protective Services	0	0			

¹ Duplicated Count of Students

² Unduplicated Count of Students

³ Data suppressed (--) to comply with federal guidance (see Guidelines for Reporting Data on Page iii).

⁴ Due to the COVID-19 pandemic, the 2020–2021 suspension data is not published as the overall number of incidents was too small to be reported.

⁵ EML = Emergent Multilingual Learners, FARMS = Free and Reduced-price Meals System.

Bel Pre Elementary School - #780

2021–2022 Bullying Incidents ⁶		2021–2022 Drills Conducted							
Number Reported	Number Confirmed	Fire	Evacuation	Reverse Evacuation	Shelter in Place	Drop, Cover, and Hold	Severe Weather	Active Assailant	Lockdown
1	0	5	1	1	1	1	1	1	1

2021–2022 Safety Incidents Requiring Alert Status							
Fire	Evacuation	Reverse Evacuation	Shelter in Place	Drop, Cover, and Hold	Severe Weather	Active Assailant	Lockdown
0	0	0	0	0	0	0	0

School Safety Programs	
Be Well 365 Visitor Management System	

⁶ The number of reported bullying incidents may differ from the number of bullying incidents reported as a serious incident because an event is identified as a serious incident only if it results in or leads to the death or serious injury of any person on an MCPS site or conducting MCPS business; potential or actual disruption of the planned school day; or, any of the other criteria outlined in MCPS Regulation COB-RA *Reporting a Serious Incident* (see page 459). Additional information can be found in the glossary on page 445.

Bells Mill Elementary School - #607

Cluster Name: Winston Churchill

8225 Bells Mill Road Potomac, MD 20854

Office Phone: (240) 740-0480

School Hours: 9:25 - 3:50

www.montgomeryschoolsmd.org/schools/bellsmilles/

Fax Number: (301) 469-1060

2021–2022 Number of Out-of-School Suspension Incidents Related to School Safety ^{1 3 5}									
	Arson Fire Explosives	Attack	Dangerous Substances	Disrespect Insubordination Disruption	Fighting	Theft	Threat	Weapons	Other
Total Incidents	0	0	0	0	0	0	0	0	0
Female	0	0	0	0	0	0	0	0	0
Male	0	0	0	0	0	0	0	0	0
Non-binary	--	--	--	--	--	--	--	--	--
Asian	0	0	0	0	0	0	0	0	0
Black or African American	0	0	0	0	0	0	0	0	0
Hispanic/Latino	0	0	0	0	0	0	0	0	0
Two or More Races	0	0	0	0	0	0	0	0	0
White	0	0	0	0	0	0	0	0	0
EML	0	0	0	0	0	0	0	0	0
FARMS	0	0	0	0	0	0	0	0	0
Special Education	0	0	0	0	0	0	0	0	0

Out-of-School Suspension Rate ^{2 3 5}												
	Total Students Enrolled			Percent Students Enrolled			Number Students Suspended			Percent Students Suspended		
	2020	2021	2022	2020	2021	2022	2020	2021	2022	2020	2021	2022
All Students	645	580	594				0	See footnote 4.	0	.0	See footnote 4	.0
Female	310	268	272	48.1	46.2	45.8	0		0	.0		.0
Male	335	312	322	51.9	53.8	54.2	0		0	.0		.0
Non-binary	--	--	--	--	--	--	--		--	--		--
Asian	178	167	157	27.6	28.8	26.4	0		0	.0		.0
Black or African American	86	79	85	13.3	13.6	14.3	0		0	.0		.0
Hispanic/Latino	58	55	65	9.0	9.5	10.9	0		0	.0		.0
Two or More Races	45	46	46	7.0	7.9	7.7	0		0	.0		.0
White	276	231	240	42.8	39.8	40.4	0		0	.0		.0
EML	55	80	71	8.5	13.8	12.0	0		0	.0		.0
FARMS	69	62	80	10.7	10.7	13.5	0		0	.0		.0
Special Education	59	54	52	9.1	9.3	8.8	0		0	.0		.0

2021–2022 Reported Serious Incidents								
Description	Police Called		Description	Police Called		Description	Police Called	
	No	Yes		No	Yes		No	Yes
Academic Dishonesty	0	0	Drugs	0	0	Robbery, Strong-Armed	0	0
Accident	0	0	Extortion	0	0	Serious Injury	0	0
Alcohol	0	0	Fighting	0	0	Sex Related	0	0
Arrest	0	0	Fire, Not Arson	0	0	Suicide Related	0	0
Arson	0	0	Gang-Related Incident/Crime	0	0	Theft	0	0
Bomb	0	0	Hate Incident	0	0	Threat, Physical or Verbal	0	1
Bomb Threat	1	0	Malfunction, Essential Equip.	0	0	Vandalism	1	0
Bullying	0	0	Medical Assistance	2	0	Weapon	0	0
Bus	0	0	Missing Child	0	1	Weapon, Toy, Facsimile	0	0
Computer Abuse	0	0	Physical Assault/Attack	0	0	Other	0	0
Disruptive Behavior	0	1	Protective Services	0	0			

¹ Duplicated Count of Students

² Unduplicated Count of Students

³ Data suppressed (--) to comply with federal guidance (see Guidelines for Reporting Data on Page iii).

⁴ Due to the COVID-19 pandemic, the 2020–2021 suspension data is not published as the overall number of incidents was too small to be reported.

⁵ EML = Emergent Multilingual Learners, FARMS = Free and Reduced-price Meals System.

Bells Mill Elementary School - #607

2021–2022 Bullying Incidents ⁶		2021–2022 Drills Conducted							
Number Reported	Number Confirmed	Fire	Evacuation	Reverse Evacuation	Shelter in Place	Drop, Cover, and Hold	Severe Weather	Active Assailant	Lockdown
1	0	5	1	1	1	1	1	1	1

2021–2022 Safety Incidents Requiring Alert Status							
Fire	Evacuation	Reverse Evacuation	Shelter in Place	Drop, Cover, and Hold	Severe Weather	Active Assailant	Lockdown
1	0	0	2	0	0	0	0

School Safety Programs	
Be Well 365 Visitor Management System	

⁶ The number of reported bullying incidents may differ from the number of bullying incidents reported as a serious incident because an event is identified as a serious incident only if it results in or leads to the death or serious injury of any person on an MCPS site or conducting MCPS business; potential or actual disruption of the planned school day; or, any of the other criteria outlined in MCPS Regulation COB-RA *Reporting a Serious Incident* (see page 459). Additional information can be found in the glossary on page 445.

Belmont Elementary School - #513

Cluster Name: Sherwood
School Hours: 9:00 - 3:25

19528 Olney Mill Road Olney, MD 20832
www.montgomeryschoolsmd.org/schools/belmontes/

Office Phone: (240) 740-5705
Fax Number: (301) 924-3233

2021–2022 Number of Out-of-School Suspension Incidents Related to School Safety ^{1 3 5}									
	Arson Fire Explosives	Attack	Dangerous Substances	Disrespect Insubordination Disruption	Fighting	Theft	Threat	Weapons	Other
Total Incidents	0	0	0	0	0	0	0	0	0
Female	0	0	0	0	0	0	0	0	0
Male	0	0	0	0	0	0	0	0	0
Non-binary	--	--	--	--	--	--	--	--	--
Asian	0	0	0	0	0	0	0	0	0
Black or African American	0	0	0	0	0	0	0	0	0
Hispanic/Latino	0	0	0	0	0	0	0	0	0
Two or More Races	0	0	0	0	0	0	0	0	0
White	0	0	0	0	0	0	0	0	0
EML	0	0	0	0	0	0	0	0	0
FARMS	0	0	0	0	0	0	0	0	0
Special Education	0	0	0	0	0	0	0	0	0

Out-of-School Suspension Rate ^{2 3 5}												
	Total Students Enrolled			Percent Students Enrolled			Number Students Suspended			Percent Students Suspended		
	2020	2021	2022	2020	2021	2022	2020	2021	2022	2020	2021	2022
All Students	351	334	343				1	See footnote 4.	0	.3	See footnote 4	.0
Female	173	168	179	49.3	50.3	52.2	0		0	.0		.0
Male	178	166	164	50.7	49.7	47.8	1		0	.6		.0
Non-binary	--	--	--	--	--	--	--		--	--		--
Asian	25	24	25	7.1	7.2	7.3	0		0	.0		.0
Black or African American	33	37	40	9.4	11.1	11.7	0		0	.0		.0
Hispanic/Latino	41	47	45	11.7	14.1	13.1	0		0	.0		.0
Two or More Races	22	20	22	6.3	6.0	6.4	0		0	.0		.0
White	230	206	210	65.5	61.7	61.2	1		0	.4		.0
EML	--	--	22	≤5.0	≤5.0	6.4	0		0	.0		.0
FARMS	25	19	34	7.1	5.7	9.9	0		0	.0		.0
Special Education	26	38	38	7.4	11.4	11.1	1		0	3.8		.0

2021–2022 Reported Serious Incidents								
Description	Police Called		Description	Police Called		Description	Police Called	
	No	Yes		No	Yes		No	Yes
Academic Dishonesty	0	0	Drugs	0	0	Robbery, Strong-Armed	0	0
Accident	0	0	Extortion	0	0	Serious Injury	0	0
Alcohol	0	0	Fighting	0	0	Sex Related	0	0
Arrest	0	0	Fire, Not Arson	0	0	Suicide Related	0	0
Arson	1	0	Gang-Related Incident/Crime	0	0	Theft	0	0
Bomb	0	0	Hate Incident	0	0	Threat, Physical or Verbal	0	0
Bomb Threat	0	0	Malfunction, Essential Equip.	0	0	Vandalism	0	0
Bullying	0	0	Medical Assistance	1	0	Weapon	0	0
Bus	0	0	Missing Child	0	0	Weapon, Toy, Facsimile	0	0
Computer Abuse	0	0	Physical Assault/Attack	0	0	Other	0	0
Disruptive Behavior	0	0	Protective Services	0	0			

¹ Duplicated Count of Students

² Unduplicated Count of Students

³ Data suppressed (--) to comply with federal guidance (see Guidelines for Reporting Data on Page iii).

⁴ Due to the COVID-19 pandemic, the 2020–2021 suspension data is not published as the overall number of incidents was too small to be reported.

⁵ EML = Emergent Multilingual Learners, FARMS = Free and Reduced-price Meals System.

Belmont Elementary School - #513

2021–2022 Bullying Incidents ⁶		2021–2022 Drills Conducted							
Number Reported	Number Confirmed	Fire	Evacuation	Reverse Evacuation	Shelter in Place	Drop, Cover, and Hold	Severe Weather	Active Assailant	Lockdown
5	3	5	1	1	1	1	1	0	1

2021–2022 Safety Incidents Requiring Alert Status							
Fire	Evacuation	Reverse Evacuation	Shelter in Place	Drop, Cover, and Hold	Severe Weather	Active Assailant	Lockdown
1	0	0	0	0	0	0	0

School Safety Programs	
Be Well 365 Visitor Management System	

⁶ The number of reported bullying incidents may differ from the number of bullying incidents reported as a serious incident because an event is identified as a serious incident only if it results in or leads to the death or serious injury of any person on an MCPS site or conducting MCPS business; potential or actual disruption of the planned school day; or, any of the other criteria outlined in MCPS Regulation COB-RA *Reporting a Serious Incident* (see page 459). Additional information can be found in the glossary on page 445.

Bethesda Elementary School - #401

Cluster Name: Bethesda-Chevy Chase

7600 Arlington Road Bethesda, MD 20814

Office Phone: (240) 204-5300

School Hours: 9:00 - 3:25

www.montgomeryschoolsmd.org/schools/bethesdaes/

Fax Number: (301) 657-4973

2021–2022 Number of Out-of-School Suspension Incidents Related to School Safety ^{1 3 5}									
	Arson Fire Explosives	Attack	Dangerous Substances	Disrespect Insubordination Disruption	Fighting	Theft	Threat	Weapons	Other
Total Incidents	0	0	0	0	0	0	0	0	0
Female	0	0	0	0	0	0	0	0	0
Male	0	0	0	0	0	0	0	0	0
Non-binary	--	--	--	--	--	--	--	--	--
Asian	0	0	0	0	0	0	0	0	0
Black or African American	0	0	0	0	0	0	0	0	0
Hispanic/Latino	0	0	0	0	0	0	0	0	0
Two or More Races	0	0	0	0	0	0	0	0	0
White	0	0	0	0	0	0	0	0	0
EML	0	0	0	0	0	0	0	0	0
FARMS	0	0	0	0	0	0	0	0	0
Special Education	0	0	0	0	0	0	0	0	0

Out-of-School Suspension Rate ^{2 3 5}												
	Total Students Enrolled			Percent Students Enrolled			Number Students Suspended			Percent Students Suspended		
	2020	2021	2022	2020	2021	2022	2020	2021	2022	2020	2021	2022
All Students	667	621	682				0	See footnote 4.	0	.0	See footnote 4	.0
Female	313	288	341	46.9	46.4	50.0	0		0	.0		.0
Male	354	333	341	53.1	53.6	50.0	0		0	.0		.0
Non-binary	--	--	--	--	--	--	--		--	--		--
Asian	114	100	138	17.1	16.1	20.2	0		0	.0		.0
Black or African American	52	69	86	7.8	11.1	12.6	0		0	.0		.0
Hispanic/Latino	102	108	116	15.3	17.4	17.0	0		0	.0		.0
Two or More Races	55	52	54	8.2	8.4	7.9	0		0	.0		.0
White	344	292	286	51.6	47.0	41.9	0		0	.0		.0
EML	127	150	145	19.0	24.2	21.3	0		0	.0		.0
FARMS	67	73	112	10.0	11.8	16.4	0		0	.0		.0
Special Education	78	80	75	11.7	12.9	11.0	0		0	.0		.0

2021–2022 Reported Serious Incidents								
Description	Police Called		Description	Police Called		Description	Police Called	
	No	Yes		No	Yes		No	Yes
Academic Dishonesty	0	0	Drugs	0	0	Robbery, Strong-Armed	0	0
Accident	1	1	Extortion	0	0	Serious Injury	0	0
Alcohol	0	0	Fighting	0	0	Sex Related	0	1
Arrest	0	0	Fire, Not Arson	0	0	Suicide Related	0	0
Arson	0	0	Gang-Related Incident/Crime	0	0	Theft	0	0
Bomb	0	0	Hate Incident	0	0	Threat, Physical or Verbal	0	0
Bomb Threat	0	0	Malfunction, Essential Equip.	0	0	Vandalism	0	0
Bullying	0	0	Medical Assistance	2	0	Weapon	0	0
Bus	0	0	Missing Child	0	0	Weapon, Toy, Facsimile	0	0
Computer Abuse	0	0	Physical Assault/Attack	0	0	Other	0	0
Disruptive Behavior	1	0	Protective Services	0	0			

¹ Duplicated Count of Students

² Unduplicated Count of Students

³ Data suppressed (--) to comply with federal guidance (see Guidelines for Reporting Data on Page iii).

⁴ Due to the COVID-19 pandemic, the 2020–2021 suspension data is not published as the overall number of incidents was too small to be reported.

⁵ EML = Emergent Multilingual Learners, FARMS = Free and Reduced-price Meals System.

Bethesda Elementary School - #401

2021–2022 Bullying Incidents ⁶		2021–2022 Drills Conducted							
Number Reported	Number Confirmed	Fire	Evacuation	Reverse Evacuation	Shelter in Place	Drop, Cover, and Hold	Severe Weather	Active Assailant	Lockdown
0	0	5	1	1	1	1	1	1	1

2021–2022 Safety Incidents Requiring Alert Status							
Fire	Evacuation	Reverse Evacuation	Shelter in Place	Drop, Cover, and Hold	Severe Weather	Active Assailant	Lockdown
0	0	0	0	0	0	0	0

School Safety Programs	
Be Well 365 Visitor Management System	

⁶ The number of reported bullying incidents may differ from the number of bullying incidents reported as a serious incident because an event is identified as a serious incident only if it results in or leads to the death or serious injury of any person on an MCPS site or conducting MCPS business; potential or actual disruption of the planned school day; or, any of the other criteria outlined in MCPS Regulation COB-RA *Reporting a Serious Incident* (see page 459). Additional information can be found in the glossary on page 445.

Beverly Farms Elementary School - #226

Cluster Name: Winston Churchill

8501 Postoak Road Potomac, MD 20854

Office Phone: (240) 740-0200

School Hours: 9:00-3:25

www.montgomeryschoolsmd.org/schools/beverlyfarmses/

Fax Number: (301) 469-1058

2021–2022 Number of Out-of-School Suspension Incidents Related to School Safety ^{1 3 5}									
	Arson Fire Explosives	Attack	Dangerous Substances	Disrespect Insubordination Disruption	Fighting	Theft	Threat	Weapons	Other
Total Incidents	0	0	0	0	0	0	0	0	0
Female	0	0	0	0	0	0	0	0	0
Male	0	0	0	0	0	0	0	0	0
Non-binary	--	--	--	--	--	--	--	--	--
Asian	0	0	0	0	0	0	0	0	0
Black or African American	0	0	0	0	0	0	0	0	0
Hispanic/Latino	0	0	0	0	0	0	0	0	0
Two or More Races	0	0	0	0	0	0	0	0	0
White	0	0	0	0	0	0	0	0	0
EML	0	0	0	0	0	0	0	0	0
FARMS	0	0	0	0	0	0	0	0	0
Special Education	0	0	0	0	0	0	0	0	0

Out-of-School Suspension Rate ^{2 3 5}												
	Total Students Enrolled			Percent Students Enrolled			Number Students Suspended			Percent Students Suspended		
	2020	2021	2022	2020	2021	2022	2020	2021	2022	2020	2021	2022
All Students	592	576	570				0	See footnote 4.	0	.0	See footnote 4	.0
Female	275	274	279	46.5	47.6	48.9	0		0	.0		.0
Male	317	302	291	53.5	52.4	51.1	0		0	.0		.0
Non-binary	--	--	--	--	--	--	--		--	--		--
Asian	194	188	181	32.8	32.6	31.8	0		0	.0		.0
Black or African American	44	48	39	7.4	8.3	6.8	0		0	.0		.0
Hispanic/Latino	54	47	44	9.1	8.2	7.7	0		0	.0		.0
Two or More Races	38	46	50	6.4	8.0	8.8	0		0	.0		.0
White	261	245	252	44.1	42.5	44.2	0		0	.0		.0
EML	56	87	70	9.5	15.1	12.3	0		0	.0		.0
FARMS	40	35	36	6.8	6.1	6.3	0		0	.0		.0
Special Education	53	55	57	9.0	9.5	10.0	0		0	.0		.0

2021–2022 Reported Serious Incidents								
Description	Police Called		Description	Police Called		Description	Police Called	
	No	Yes		No	Yes		No	Yes
Academic Dishonesty	0	0	Drugs	0	0	Robbery, Strong-Armed	0	0
Accident	0	0	Extortion	0	0	Serious Injury	0	0
Alcohol	0	0	Fighting	0	0	Sex Related	1	0
Arrest	0	0	Fire, Not Arson	0	0	Suicide Related	0	0
Arson	0	0	Gang-Related Incident/Crime	0	0	Theft	0	0
Bomb	0	0	Hate Incident	0	0	Threat, Physical or Verbal	1	0
Bomb Threat	1	0	Malfunction, Essential Equip.	0	0	Vandalism	0	0
Bullying	0	0	Medical Assistance	1	0	Weapon	1	1
Bus	0	0	Missing Child	0	0	Weapon, Toy, Facsimile	0	0
Computer Abuse	0	0	Physical Assault/Attack	0	0	Other	0	0
Disruptive Behavior	1	0	Protective Services	0	0			

¹ Duplicated Count of Students

² Unduplicated Count of Students

³ Data suppressed (--) to comply with federal guidance (see Guidelines for Reporting Data on Page iii).

⁴ Due to the COVID-19 pandemic, the 2020–2021 suspension data is not published as the overall number of incidents was too small to be reported.

⁵ EML = Emergent Multilingual Learners, FARMS = Free and Reduced-price Meals System.

Beverly Farms Elementary School - #226

2021–2022 Bullying Incidents ⁶		2021–2022 Drills Conducted							
Number Reported	Number Confirmed	Fire	Evacuation	Reverse Evacuation	Shelter in Place	Drop, Cover, and Hold	Severe Weather	Active Assailant	Lockdown
5	3	5	1	1	1	1	1	1	1

2021–2022 Safety Incidents Requiring Alert Status							
Fire	Evacuation	Reverse Evacuation	Shelter in Place	Drop, Cover, and Hold	Severe Weather	Active Assailant	Lockdown
1	0	0	0	0	0	0	0

School Safety Programs	
Be Well 365 Visitor Management System	

⁶ The number of reported bullying incidents may differ from the number of bullying incidents reported as a serious incident because an event is identified as a serious incident only if it results in or leads to the death or serious injury of any person on an MCPS site or conducting MCPS business; potential or actual disruption of the planned school day; or, any of the other criteria outlined in MCPS Regulation COB-RA *Reporting a Serious Incident* (see page 459). Additional information can be found in the glossary on page 445.

Bradley Hills Elementary School - #410

Cluster Name: Walt Whitman

8701 Hartsdale Avenue Bethesda, MD 20817

Office Phone: (240) 204-5210

School Hours: 9:00 - 3:25

www.montgomeryschoolsmd.org/schools/bradleyhillses/

Fax Number: (301) 493-2133

2021–2022 Number of Out-of-School Suspension Incidents Related to School Safety ^{1 3 5}									
	Arson Fire Explosives	Attack	Dangerous Substances	Disrespect Insubordination Disruption	Fighting	Theft	Threat	Weapons	Other
Total Incidents	0	0	0	0	0	0	0	0	0
Female	0	0	0	0	0	0	0	0	0
Male	0	0	0	0	0	0	0	0	0
Non-binary	--	--	--	--	--	--	--	--	--
Asian	0	0	0	0	0	0	0	0	0
Black or African American	0	0	0	0	0	0	0	0	0
Hispanic/Latino	0	0	0	0	0	0	0	0	0
Two or More Races	0	0	0	0	0	0	0	0	0
White	0	0	0	0	0	0	0	0	0
EML	0	0	0	0	0	0	0	0	0
FARMS	--	--	--	--	--	--	--	--	--
Special Education	0	0	0	0	0	0	0	0	0

Out-of-School Suspension Rate ^{2 3 5}												
	Total Students Enrolled			Percent Students Enrolled			Number Students Suspended			Percent Students Suspended		
	2020	2021	2022	2020	2021	2022	2020	2021	2022	2020	2021	2022
All Students	568	497	483				0	See footnote 4.	0	.0	See footnote 4	.0
Female	263	233	225	46.3	46.9	46.6	0		0	.0		.0
Male	305	264	258	53.7	53.1	53.4	0		0	.0		.0
Non-binary	--	--	--	--	--	--	--		--	--		--
Asian	86	85	74	15.1	17.1	15.3	0		0	.0		.0
Black or African American	--	--	--	≤5.0	≤5.0	≤5.0	0		0	.0		.0
Hispanic/Latino	41	40	40	7.2	8.0	8.3	0		0	.0		.0
Two or More Races	58	49	53	10.2	9.9	11.0	0		0	.0		.0
White	372	309	302	65.5	62.2	62.5	0		0	.0		.0
EML	43	36	30	7.6	7.2	6.2	0		0	.0		.0
FARMS	--	--	--	--	--	--	--		--	--		--
Special Education	40	39	33	7.0	7.8	6.8	0		0	.0		.0

2021–2022 Reported Serious Incidents								
Description	Police Called		Description	Police Called		Description	Police Called	
	No	Yes		No	Yes		No	Yes
Academic Dishonesty	0	0	Drugs	0	0	Robbery, Strong-Armed	0	0
Accident	0	0	Extortion	0	0	Serious Injury	0	0
Alcohol	0	0	Fighting	0	0	Sex Related	0	0
Arrest	0	0	Fire, Not Arson	0	0	Suicide Related	0	0
Arson	0	0	Gang-Related Incident/Crime	0	0	Theft	0	0
Bomb	0	0	Hate Incident	0	0	Threat, Physical or Verbal	0	0
Bomb Threat	0	0	Malfunction, Essential Equip.	0	0	Vandalism	0	0
Bullying	0	0	Medical Assistance	2	0	Weapon	0	0
Bus	0	0	Missing Child	0	0	Weapon, Toy, Facsimile	0	0
Computer Abuse	0	0	Physical Assault/Attack	0	0	Other	0	0
Disruptive Behavior	0	0	Protective Services	0	0			

¹ Duplicated Count of Students

² Unduplicated Count of Students

³ Data suppressed (--) to comply with federal guidance (see Guidelines for Reporting Data on Page iii).

⁴ Due to the COVID-19 pandemic, the 2020–2021 suspension data is not published as the overall number of incidents was too small to be reported.

⁵ EML = Emergent Multilingual Learners, FARMS = Free and Reduced-price Meals System.

Bradley Hills Elementary School - #410

2021–2022 Bullying Incidents ⁶		2021–2022 Drills Conducted							
Number Reported	Number Confirmed	Fire	Evacuation	Reverse Evacuation	Shelter in Place	Drop, Cover, and Hold	Severe Weather	Active Assailant	Lockdown
0	0	5	1	1	1	1	1	1	1

2021–2022 Safety Incidents Requiring Alert Status							
Fire	Evacuation	Reverse Evacuation	Shelter in Place	Drop, Cover, and Hold	Severe Weather	Active Assailant	Lockdown
0	0	0	0	0	0	0	0

School Safety Programs	
Be Well 365 Visitor Management System	

⁶ The number of reported bullying incidents may differ from the number of bullying incidents reported as a serious incident because an event is identified as a serious incident only if it results in or leads to the death or serious injury of any person on an MCPS site or conducting MCPS business; potential or actual disruption of the planned school day; or, any of the other criteria outlined in MCPS Regulation COB-RA *Reporting a Serious Incident* (see page 459). Additional information can be found in the glossary on page 445.

Brooke Grove Elementary School - #518

Cluster Name: Sherwood
School Hours: 9:00 - 3:25

2700 Spartan Road Olney, MD 20832
www.montgomeryschoolsmd.org/schools/brookegroveees/

Office Phone: (240) 722-1800
Fax Number: (301) 924-3161

2021–2022 Number of Out-of-School Suspension Incidents Related to School Safety ^{1 3 5}									
	Arson Fire Explosives	Attack	Dangerous Substances	Disrespect Insubordination Disruption	Fighting	Theft	Threat	Weapons	Other
Total Incidents	0	0	0	0	0	0	0	0	0
Female	0	0	0	0	0	0	0	0	0
Male	0	0	0	0	0	0	0	0	0
Non-binary	--	--	--	--	--	--	--	--	--
Asian	0	0	0	0	0	0	0	0	0
Black or African American	0	0	0	0	0	0	0	0	0
Hispanic/Latino	0	0	0	0	0	0	0	0	0
Two or More Races	0	0	0	0	0	0	0	0	0
White	0	0	0	0	0	0	0	0	0
EML	0	0	0	0	0	0	0	0	0
FARMS	0	0	0	0	0	0	0	0	0
Special Education	0	0	0	0	0	0	0	0	0

Out-of-School Suspension Rate ^{2 3 5}												
	Total Students Enrolled			Percent Students Enrolled			Number Students Suspended			Percent Students Suspended		
	2020	2021	2022	2020	2021	2022	2020	2021	2022	2020	2021	2022
All Students	468	459	453				0	See footnote 4.	0	.0	See footnote 4	.0
Female	204	210	205	43.6	45.8	45.3	0		0	.0		.0
Male	264	249	248	56.4	54.2	54.7	0		0	.0		.0
Non-binary	--	--	--	--	--	--	--		--	--		--
Asian	59	63	54	12.6	13.7	11.9	0		0	.0		.0
Black or African American	138	129	121	29.5	28.1	26.7	0		0	.0		.0
Hispanic/Latino	65	75	90	13.9	16.3	19.9	0		0	.0		.0
Two or More Races	29	33	30	6.2	7.2	6.6	0		0	.0		.0
White	176	158	157	37.6	34.4	34.7	0		0	.0		.0
EML	64	69	64	13.7	15.0	14.1	0		0	.0		.0
FARMS	131	99	115	28.0	21.6	25.4	0		0	.0		.0
Special Education	120	120	124	25.6	26.1	27.4	0		0	.0		.0

2021–2022 Reported Serious Incidents								
Description	Police Called		Description	Police Called		Description	Police Called	
	No	Yes		No	Yes		No	Yes
Academic Dishonesty	0	0	Drugs	0	0	Robbery, Strong-Armed	0	0
Accident	1	0	Extortion	0	0	Serious Injury	0	0
Alcohol	0	0	Fighting	0	0	Sex Related	0	0
Arrest	0	0	Fire, Not Arson	0	0	Suicide Related	0	0
Arson	0	0	Gang-Related Incident/Crime	0	0	Theft	0	0
Bomb	0	0	Hate Incident	0	0	Threat, Physical or Verbal	0	0
Bomb Threat	0	0	Malfunction, Essential Equip.	0	0	Vandalism	0	0
Bullying	0	0	Medical Assistance	4	0	Weapon	0	0
Bus	0	0	Missing Child	0	0	Weapon, Toy, Facsimile	0	0
Computer Abuse	0	0	Physical Assault/Attack	0	0	Other	0	0
Disruptive Behavior	0	0	Protective Services	0	0			

¹ Duplicated Count of Students

² Unduplicated Count of Students

³ Data suppressed (--) to comply with federal guidance (see Guidelines for Reporting Data on Page iii).

⁴ Due to the COVID-19 pandemic, the 2020–2021 suspension data is not published as the overall number of incidents was too small to be reported.

⁵ EML = Emergent Multilingual Learners, FARMS = Free and Reduced-price Meals System.

Brooke Grove Elementary School - #518

2021–2022 Bullying Incidents ⁶		2021–2022 Drills Conducted							
Number Reported	Number Confirmed	Fire	Evacuation	Reverse Evacuation	Shelter in Place	Drop, Cover, and Hold	Severe Weather	Active Assailant	Lockdown
0	0	5	1	1	1	1	1	0	1

2021–2022 Safety Incidents Requiring Alert Status							
Fire	Evacuation	Reverse Evacuation	Shelter in Place	Drop, Cover, and Hold	Severe Weather	Active Assailant	Lockdown
0	0	0	0	0	0	0	0

School Safety Programs	
Be Well 365 Restorative Justice Visitor Management System	

⁶ The number of reported bullying incidents may differ from the number of bullying incidents reported as a serious incident because an event is identified as a serious incident only if it results in or leads to the death or serious injury of any person on an MCPS site or conducting MCPS business; potential or actual disruption of the planned school day; or, any of the other criteria outlined in MCPS Regulation COB-RA *Reporting a Serious Incident* (see page 459). Additional information can be found in the glossary on page 445.

Brookhaven Elementary School - #807

Cluster Name: Downcounty Consortium

4610 Renn Street Rockville, MD 20853

Office Phone: (240) 740-0500

School Hours: 9:00 - 3:25

www.montgomeryschoolsmd.org/schools/brookhavenes/

Fax Number: (301) 460-2460

2021–2022 Number of Out-of-School Suspension Incidents Related to School Safety ^{1 3 5}									
	Arson Fire Explosives	Attack	Dangerous Substances	Disrespect Insubordination Disruption	Fighting	Theft	Threat	Weapons	Other
Total Incidents	0	0	0	0	0	0	0	0	0
Female	0	0	0	0	0	0	0	0	0
Male	0	0	0	0	0	0	0	0	0
Non-binary	--	--	--	--	--	--	--	--	--
Asian	0	0	0	0	0	0	0	0	0
Black or African American	0	0	0	0	0	0	0	0	0
Hispanic/Latino	0	0	0	0	0	0	0	0	0
Two or More Races	0	0	0	0	0	0	0	0	0
White	0	0	0	0	0	0	0	0	0
EML	0	0	0	0	0	0	0	0	0
FARMS	0	0	0	0	0	0	0	0	0
Special Education	0	0	0	0	0	0	0	0	0

Out-of-School Suspension Rate ^{2 3 5}												
	Total Students Enrolled			Percent Students Enrolled			Number Students Suspended			Percent Students Suspended		
	2020	2021	2022	2020	2021	2022	2020	2021	2022	2020	2021	2022
All Students	499	428	445				0	See footnote 4.	0	.0	See footnote 4	.0
Female	241	205	226	48.3	47.9	50.8	0		0	.0		.0
Male	258	223	219	51.7	52.1	49.2	0		0	.0		.0
Non-binary	--	--	--	--	--	--	--		--	--		--
Asian	48	37	35	9.6	8.6	7.9	0		0	.0		.0
Black or African American	135	120	105	27.1	28.0	23.6	0		0	.0		.0
Hispanic/Latino	258	215	251	51.7	50.2	56.4	0		0	.0		.0
Two or More Races	--	--	--	≤5.0	≤5.0	≤5.0	0		0	.0		.0
White	41	35	31	8.2	8.2	7.0	0		0	.0		.0
EML	182	168	155	36.5	39.3	34.8	0		0	.0		.0
FARMS	320	267	292	64.1	62.4	65.6	0		0	.0		.0
Special Education	123	97	107	24.6	22.7	24.0	0		0	.0		.0

2021–2022 Reported Serious Incidents								
Description	Police Called		Description	Police Called		Description	Police Called	
	No	Yes		No	Yes		No	Yes
Academic Dishonesty	0	0	Drugs	0	0	Robbery, Strong-Armed	0	0
Accident	0	0	Extortion	0	0	Serious Injury	0	0
Alcohol	0	0	Fighting	0	0	Sex Related	0	0
Arrest	0	0	Fire, Not Arson	0	0	Suicide Related	0	0
Arson	0	0	Gang-Related Incident/Crime	0	0	Theft	0	0
Bomb	0	0	Hate Incident	0	0	Threat, Physical or Verbal	0	0
Bomb Threat	1	0	Malfunction, Essential Equip.	0	0	Vandalism	0	0
Bullying	0	0	Medical Assistance	3	0	Weapon	0	1
Bus	0	0	Missing Child	0	0	Weapon, Toy, Facsimile	0	0
Computer Abuse	0	0	Physical Assault/Attack	0	0	Other	0	0
Disruptive Behavior	0	2	Protective Services	0	0			

¹ Duplicated Count of Students

² Unduplicated Count of Students

³ Data suppressed (--) to comply with federal guidance (see Guidelines for Reporting Data on Page iii).

⁴ Due to the COVID-19 pandemic, the 2020–2021 suspension data is not published as the overall number of incidents was too small to be reported.

⁵ EML = Emergent Multilingual Learners, FARMS = Free and Reduced-price Meals System.

Brookhaven Elementary School - #807

2021–2022 Bullying Incidents ⁶		2021–2022 Drills Conducted							
Number Reported	Number Confirmed	Fire	Evacuation	Reverse Evacuation	Shelter in Place	Drop, Cover, and Hold	Severe Weather	Active Assailant	Lockdown
0	0	5	1	1	1	1	1	1	1

2021–2022 Safety Incidents Requiring Alert Status							
Fire	Evacuation	Reverse Evacuation	Shelter in Place	Drop, Cover, and Hold	Severe Weather	Active Assailant	Lockdown
1	0	0	0	0	0	0	0

School Safety Programs	
Be Well 365 Visitor Management System	

⁶ The number of reported bullying incidents may differ from the number of bullying incidents reported as a serious incident because an event is identified as a serious incident only if it results in or leads to the death or serious injury of any person on an MCPS site or conducting MCPS business; potential or actual disruption of the planned school day; or, any of the other criteria outlined in MCPS Regulation COB-RA *Reporting a Serious Incident* (see page 459). Additional information can be found in the glossary on page 445.

Brown Station Elementary School - #559

Cluster Name: Quince Orchard

851 Quince Orchard Boulevard Gaithersburg, MD 20878

Office Phone: (240) 740-0260

School Hours: 9:00 - 3:25

www.montgomeryschoolsmd.org/schools/brownstations/

Fax Number: (240) 740-2360

2021–2022 Number of Out-of-School Suspension Incidents Related to School Safety ^{1 3 5}									
	Arson Fire Explosives	Attack	Dangerous Substances	Disrespect Insubordination Disruption	Fighting	Theft	Threat	Weapons	Other
Total Incidents	0	0	0	0	0	0	0	0	0
Female	0	0	0	0	0	0	0	0	0
Male	0	0	0	0	0	0	0	0	0
Non-binary	--	--	--	--	--	--	--	--	--
Asian	0	0	0	0	0	0	0	0	0
Black or African American	0	0	0	0	0	0	0	0	0
Hispanic/Latino	0	0	0	0	0	0	0	0	0
Two or More Races	0	0	0	0	0	0	0	0	0
White	0	0	0	0	0	0	0	0	0
EML	0	0	0	0	0	0	0	0	0
FARMS	0	0	0	0	0	0	0	0	0
Special Education	0	0	0	0	0	0	0	0	0

Out-of-School Suspension Rate ^{2 3 5}												
	Total Students Enrolled			Percent Students Enrolled			Number Students Suspended			Percent Students Suspended		
	2020	2021	2022	2020	2021	2022	2020	2021	2022	2020	2021	2022
All Students	693	604	627				5	See footnote 4.	0	1.0	See footnote 4	.0
Female	332	290	292	47.9	48.0	46.6	2		0	.8		.0
Male	361	314	335	52.1	52.0	53.4	3		0	1.2		.0
Non-binary	--	--	--	--	--	--	--		--	--		--
Asian	86	68	66	12.4	11.3	10.5	0		0	.0		.0
Black or African American	183	141	113	26.4	23.3	18.0	2		0	1.5		.0
Hispanic/Latino	345	321	372	49.8	53.1	59.3	3		0	1.2		.0
Two or More Races	--	--	--	≤5.0	≤5.0	≤5.0	0		0	.0		.0
White	55	50	49	7.9	8.3	7.8	0		0	.0		.0
EML	249	221	242	35.9	36.6	38.6	0		0	.0		.0
FARMS	459	362	402	66.2	59.9	64.1	5		0	1.4		.0
Special Education	120	107	99	17.3	17.7	15.8	2		0	4.1		.0

2021–2022 Reported Serious Incidents								
Description	Police Called		Description	Police Called		Description	Police Called	
	No	Yes		No	Yes		No	Yes
Academic Dishonesty	0	0	Drugs	0	0	Robbery, Strong-Armed	0	0
Accident	1	0	Extortion	0	0	Serious Injury	0	0
Alcohol	0	0	Fighting	0	0	Sex Related	0	1
Arrest	0	0	Fire, Not Arson	0	0	Suicide Related	0	0
Arson	0	0	Gang-Related Incident/Crime	0	0	Theft	0	0
Bomb	0	0	Hate Incident	0	0	Threat, Physical or Verbal	1	0
Bomb Threat	1	0	Malfunction, Essential Equip.	0	0	Vandalism	0	1
Bullying	0	0	Medical Assistance	2	0	Weapon	0	0
Bus	0	0	Missing Child	0	0	Weapon, Toy, Facsimile	0	0
Computer Abuse	0	0	Physical Assault/Attack	0	0	Other	0	2
Disruptive Behavior	0	0	Protective Services	0	0			

¹ Duplicated Count of Students

² Unduplicated Count of Students

³ Data suppressed (--) to comply with federal guidance (see Guidelines for Reporting Data on Page iii).

⁴ Due to the COVID-19 pandemic, the 2020–2021 suspension data is not published as the overall number of incidents was too small to be reported.

⁵ EML = Emergent Multilingual Learners, FARMS = Free and Reduced-price Meals System.

Brown Station Elementary School - #559

2021–2022 Bullying Incidents ⁶		2021–2022 Drills Conducted							
Number Reported	Number Confirmed	Fire	Evacuation	Reverse Evacuation	Shelter in Place	Drop, Cover, and Hold	Severe Weather	Active Assailant	Lockdown
0	0	5	1	1	1	1	1	1	1

2021–2022 Safety Incidents Requiring Alert Status							
Fire	Evacuation	Reverse Evacuation	Shelter in Place	Drop, Cover, and Hold	Severe Weather	Active Assailant	Lockdown
1	0	0	0	0	0	0	0

School Safety Programs	
Be Well 365 Restorative Justice Visitor Management System	

⁶ The number of reported bullying incidents may differ from the number of bullying incidents reported as a serious incident because an event is identified as a serious incident only if it results in or leads to the death or serious injury of any person on an MCPS site or conducting MCPS business; potential or actual disruption of the planned school day; or, any of the other criteria outlined in MCPS Regulation COB-RA *Reporting a Serious Incident* (see page 459). Additional information can be found in the glossary on page 445.

Burning Tree Elementary School - #419

Cluster Name: Walt Whitman

7900 Beech Tree Road Bethesda, MD 20817

Office Phone: (240) 740-1750

School Hours: 9:25 - 3:50

www.montgomeryschoolsmd.org/schools/burningtrees/

Fax Number: (301) 320-6538

2021–2022 Number of Out-of-School Suspension Incidents Related to School Safety ^{1 3 5}									
	Arson Fire Explosives	Attack	Dangerous Substances	Disrespect Insubordination Disruption	Fighting	Theft	Threat	Weapons	Other
Total Incidents	0	0	0	0	0	0	0	0	0
Female	0	0	0	0	0	0	0	0	0
Male	0	0	0	0	0	0	0	0	0
Non-binary	--	--	--	--	--	--	--	--	--
Asian	0	0	0	0	0	0	0	0	0
Black or African American	0	0	0	0	0	0	0	0	0
Hispanic/Latino	0	0	0	0	0	0	0	0	0
Two or More Races	0	0	0	0	0	0	0	0	0
White	0	0	0	0	0	0	0	0	0
EML	0	0	0	0	0	0	0	0	0
FARMS	0	0	0	0	0	0	0	0	0
Special Education	0	0	0	0	0	0	0	0	0

Out-of-School Suspension Rate ^{2 3 5}												
	Total Students Enrolled			Percent Students Enrolled			Number Students Suspended			Percent Students Suspended		
	2020	2021	2022	2020	2021	2022	2020	2021	2022	2020	2021	2022
All Students	477	406	424				0	See footnote 4.	0	.0	See footnote 4	.0
Female	217	202	197	45.5	49.8	46.5	0		0	.0		.0
Male	260	204	227	54.5	50.2	53.5	0		0	.0		.0
Non-binary	--	--	--	--	--	--	--		--	--		--
Asian	103	94	101	21.6	23.2	23.8	0		0	.0		.0
Black or African American	38	35	33	8.0	8.6	7.8	0		0	.0		.0
Hispanic/Latino	48	39	41	10.1	9.6	9.7	0		0	.0		.0
Two or More Races	26	--	35	5.5	≤5.0	8.3	0		0	.0		.0
White	261	217	213	54.7	53.4	50.2	0		0	.0		.0
EML	73	66	60	15.3	16.3	14.2	0		0	.0		.0
FARMS	30	24	30	6.3	5.9	7.1	0		0	.0		.0
Special Education	91	84	97	19.1	20.7	22.9	0		0	.0		.0

2021–2022 Reported Serious Incidents								
Description	Police Called		Description	Police Called		Description	Police Called	
	No	Yes		No	Yes		No	Yes
Academic Dishonesty	0	0	Drugs	0	0	Robbery, Strong-Armed	0	0
Accident	0	1	Extortion	0	0	Serious Injury	0	0
Alcohol	0	0	Fighting	0	0	Sex Related	0	0
Arrest	0	0	Fire, Not Arson	0	0	Suicide Related	0	0
Arson	0	0	Gang-Related Incident/Crime	0	0	Theft	0	0
Bomb	0	0	Hate Incident	0	0	Threat, Physical or Verbal	0	0
Bomb Threat	0	0	Malfunction, Essential Equip.	0	0	Vandalism	0	0
Bullying	0	0	Medical Assistance	0	0	Weapon	1	0
Bus	0	0	Missing Child	0	0	Weapon, Toy, Facsimile	0	0
Computer Abuse	0	0	Physical Assault/Attack	0	0	Other	0	0
Disruptive Behavior	0	0	Protective Services	0	0			

¹ Duplicated Count of Students

² Unduplicated Count of Students

³ Data suppressed (--) to comply with federal guidance (see Guidelines for Reporting Data on Page iii).

⁴ Due to the COVID-19 pandemic, the 2020–2021 suspension data is not published as the overall number of incidents was too small to be reported.

⁵ EML = Emergent Multilingual Learners, FARMS = Free and Reduced-price Meals System.

Burning Tree Elementary School - #419

2021–2022 Bullying Incidents ⁶		2021–2022 Drills Conducted							
Number Reported	Number Confirmed	Fire	Evacuation	Reverse Evacuation	Shelter in Place	Drop, Cover, and Hold	Severe Weather	Active Assailant	Lockdown
0	0	5	1	1	1	1	1	1	1

2021–2022 Safety Incidents Requiring Alert Status							
Fire	Evacuation	Reverse Evacuation	Shelter in Place	Drop, Cover, and Hold	Severe Weather	Active Assailant	Lockdown
0	0	0	0	0	0	0	0

School Safety Programs	
Be Well 365 Visitor Management System	

⁶ The number of reported bullying incidents may differ from the number of bullying incidents reported as a serious incident because an event is identified as a serious incident only if it results in or leads to the death or serious injury of any person on an MCPS site or conducting MCPS business; potential or actual disruption of the planned school day; or, any of the other criteria outlined in MCPS Regulation COB-RA *Reporting a Serious Incident* (see page 459). Additional information can be found in the glossary on page 445.

Burnt Mills Elementary School - #309

Cluster Name: Northeast Consortium

13313 Old Columbia Pike Silver Spring, MD 20904

Office Phone: (240) 740-7320

School Hours: 9:00 - 3:25

www.montgomeryschoolsmd.org/schools/burntmillses/

Fax Number: (301) 649-8097

2021–2022 Number of Out-of-School Suspension Incidents Related to School Safety ^{1 3 5}									
	Arson Fire Explosives	Attack	Dangerous Substances	Disrespect Insubordination Disruption	Fighting	Theft	Threat	Weapons	Other
Total Incidents	0	0	0	3	0	0	1	0	0
Female	0	0	0	0	0	0	0	0	0
Male	0	0	0	3	0	0	1	0	0
Non-binary	--	--	--	--	--	--	--	--	--
Asian	0	0	0	0	0	0	0	0	0
Black or African American	0	0	0	2	0	0	1	0	0
Hispanic/Latino	0	0	0	1	0	0	0	0	0
Two or More Races	0	0	0	0	0	0	0	0	0
White	0	0	0	0	0	0	0	0	0
EML	0	0	0	1	0	0	0	0	0
FARMS	0	0	0	3	0	0	1	0	0
Special Education	0	0	0	2	0	0	1	0	0

Out-of-School Suspension Rate ^{2 3 5}												
	Total Students Enrolled			Percent Students Enrolled			Number Students Suspended			Percent Students Suspended		
	2020	2021	2022	2020	2021	2022	2020	2021	2022	2020	2021	2022
All Students	589	617	641				0	See footnote 4.	2	.0	See footnote 4	.3
Female	293	320	325	49.7	51.9	50.7	0		2	.0		.7
Male	296	297	316	50.3	48.1	49.3	0		0	.0		.0
Non-binary	--	--	--	--	--	--	--		--	--		--
Asian	32	44	72	5.4	7.1	11.2	0		0	.0		.0
Black or African American	338	348	337	57.4	56.4	52.6	0		1	.0		.3
Hispanic/Latino	148	144	152	25.1	23.3	23.7	0		1	.0		.7
Two or More Races	--	--	--	≤5.0	≤5.0	≤5.0	0		0	.0		.0
White	42	50	49	7.1	8.1	7.6	0		0	.0		.0
EML	121	122	144	20.5	19.8	22.5	0		1	.0		.7
FARMS	396	379	410	67.2	61.4	64.0	0		1	.0		.3
Special Education	47	67	55	8.0	10.9	8.6	0		1	.0		1.9

2021–2022 Reported Serious Incidents								
Description	Police Called		Description	Police Called		Description	Police Called	
	No	Yes		No	Yes		No	Yes
Academic Dishonesty	0	0	Drugs	0	0	Robbery, Strong-Armed	0	0
Accident	1	0	Extortion	0	0	Serious Injury	0	0
Alcohol	0	0	Fighting	0	0	Sex Related	1	0
Arrest	0	0	Fire, Not Arson	0	0	Suicide Related	0	0
Arson	0	0	Gang-Related Incident/Crime	0	0	Theft	0	0
Bomb	0	0	Hate Incident	0	0	Threat, Physical or Verbal	0	0
Bomb Threat	1	0	Malfunction, Essential Equip.	0	0	Vandalism	0	0
Bullying	0	0	Medical Assistance	6	0	Weapon	0	1
Bus	0	0	Missing Child	0	0	Weapon, Toy, Facsimile	0	0
Computer Abuse	0	0	Physical Assault/Attack	0	1	Other	0	0
Disruptive Behavior	0	1	Protective Services	0	0			

¹ Duplicated Count of Students

² Unduplicated Count of Students

³ Data suppressed (--) to comply with federal guidance (see Guidelines for Reporting Data on Page iii).

⁴ Due to the COVID-19 pandemic, the 2020–2021 suspension data is not published as the overall number of incidents was too small to be reported.

⁵ EML = Emergent Multilingual Learners, FARMS = Free and Reduced-price Meals System.

Burnt Mills Elementary School - #309

2021–2022 Bullying Incidents ⁶		2021–2022 Drills Conducted							
Number Reported	Number Confirmed	Fire	Evacuation	Reverse Evacuation	Shelter in Place	Drop, Cover, and Hold	Severe Weather	Active Assailant	Lockdown
0	0	5	1	1	1	1	1	0	1

2021–2022 Safety Incidents Requiring Alert Status							
Fire	Evacuation	Reverse Evacuation	Shelter in Place	Drop, Cover, and Hold	Severe Weather	Active Assailant	Lockdown
1	0	0	0	0	0	0	1

School Safety Programs	
Be Well 365 Visitor Management System	

⁶ The number of reported bullying incidents may differ from the number of bullying incidents reported as a serious incident because an event is identified as a serious incident only if it results in or leads to the death or serious injury of any person on an MCPS site or conducting MCPS business; potential or actual disruption of the planned school day; or, any of the other criteria outlined in MCPS Regulation COB-RA *Reporting a Serious Incident* (see page 459). Additional information can be found in the glossary on page 445.

Burtonsville Elementary School - #302

Cluster Name: Northeast Consortium

15516 Old Columbia Pike Burtonsville, MD 20866

Office Phone: (240) 740-5700

School Hours: 9:25 - 3:50

www.montgomeryschoolsmd.org/schools/burtonsvillees/

Fax Number: (301) 989-5707

2021–2022 Number of Out-of-School Suspension Incidents Related to School Safety ^{1 3 5}									
	Arson Fire Explosives	Attack	Dangerous Substances	Disrespect Insubordination Disruption	Fighting	Theft	Threat	Weapons	Other
Total Incidents	0	0	0	0	0	0	0	0	0
Female	0	0	0	0	0	0	0	0	0
Male	0	0	0	0	0	0	0	0	0
Non-binary	--	--	--	--	--	--	--	--	--
Asian	0	0	0	0	0	0	0	0	0
Black or African American	0	0	0	0	0	0	0	0	0
Hispanic/Latino	0	0	0	0	0	0	0	0	0
Two or More Races	0	0	0	0	0	0	0	0	0
White	0	0	0	0	0	0	0	0	0
EML	0	0	0	0	0	0	0	0	0
FARMS	0	0	0	0	0	0	0	0	0
Special Education	0	0	0	0	0	0	0	0	0

Out-of-School Suspension Rate ^{2 3 5}												
	Total Students Enrolled			Percent Students Enrolled			Number Students Suspended			Percent Students Suspended		
	2020	2021	2022	2020	2021	2022	2020	2021	2022	2020	2021	2022
All Students	606	615	608				2	See footnote 4.	0	.3	See footnote 4	.0
Female	296	294	297	48.8	47.8	48.8	0		0	.0		.0
Male	310	321	311	51.2	52.2	51.2	2		0	.7		.0
Non-binary	--	--	--	--	--	--	--		--	--		--
Asian	69	69	69	11.4	11.2	11.3	0		0	.0		.0
Black or African American	365	384	377	60.2	62.4	62.0	2		0	.6		.0
Hispanic/Latino	111	116	116	18.3	18.9	19.1	0		0	.0		.0
Two or More Races	--	--	--	≤5.0	≤5.0	≤5.0	0		0	.0		.0
White	37	--	34	6.1	≤5.0	5.6	0		0	.0		.0
EML	80	103	98	13.2	16.7	16.1	0		0	.0		.0
FARMS	281	270	283	46.4	43.9	46.5	2		0	.8		.0
Special Education	46	52	48	7.6	8.5	7.9	1		0	2.7		.0

2021–2022 Reported Serious Incidents								
Description	Police Called		Description	Police Called		Description	Police Called	
	No	Yes		No	Yes		No	Yes
Academic Dishonesty	0	0	Drugs	0	0	Robbery, Strong-Armed	0	0
Accident	0	1	Extortion	0	0	Serious Injury	0	0
Alcohol	0	0	Fighting	0	0	Sex Related	0	0
Arrest	0	0	Fire, Not Arson	0	0	Suicide Related	2	0
Arson	0	0	Gang-Related Incident/Crime	0	0	Theft	0	0
Bomb	0	0	Hate Incident	0	0	Threat, Physical or Verbal	0	0
Bomb Threat	0	0	Malfunction, Essential Equip.	0	0	Vandalism	0	0
Bullying	0	0	Medical Assistance	4	0	Weapon	0	0
Bus	0	0	Missing Child	0	0	Weapon, Toy, Facsimile	0	0
Computer Abuse	0	0	Physical Assault/Attack	0	0	Other	0	0
Disruptive Behavior	1	2	Protective Services	0	0			

¹ Duplicated Count of Students

² Unduplicated Count of Students

³ Data suppressed (--) to comply with federal guidance (see Guidelines for Reporting Data on Page iii).

⁴ Due to the COVID-19 pandemic, the 2020–2021 suspension data is not published as the overall number of incidents was too small to be reported.

⁵ EML = Emergent Multilingual Learners, FARMS = Free and Reduced-price Meals System.

Burtonsville Elementary School - #302

2021–2022 Bullying Incidents ⁶		2021–2022 Drills Conducted							
Number Reported	Number Confirmed	Fire	Evacuation	Reverse Evacuation	Shelter in Place	Drop, Cover, and Hold	Severe Weather	Active Assailant	Lockdown
0	0	8	1	1	1	1	1	1	1

2021–2022 Safety Incidents Requiring Alert Status							
Fire	Evacuation	Reverse Evacuation	Shelter in Place	Drop, Cover, and Hold	Severe Weather	Active Assailant	Lockdown
0	0	0	1	0	0	0	0

School Safety Programs	
Be Well 365 Visitor Management System	

⁶ The number of reported bullying incidents may differ from the number of bullying incidents reported as a serious incident because an event is identified as a serious incident only if it results in or leads to the death or serious injury of any person on an MCPS site or conducting MCPS business; potential or actual disruption of the planned school day; or, any of the other criteria outlined in MCPS Regulation COB-RA *Reporting a Serious Incident* (see page 459). Additional information can be found in the glossary on page 445.

Candlewood Elementary School - #508

Cluster Name: Col. Zadok Magruder

7210 Osprey Drive, Rockville, MD 20855

Office Phone: (301) 284-4200

School Hours: 9:00 - 3:25

www.montgomeryschoolsmd.org/schools/candlewoodes/

Fax Number: (301) 840-7171

2021–2022 Number of Out-of-School Suspension Incidents Related to School Safety ^{1 3 5}									
	Arson Fire Explosives	Attack	Dangerous Substances	Disrespect Insubordination Disruption	Fighting	Theft	Threat	Weapons	Other
Total Incidents	0	0	0	0	0	0	0	0	0
Female	0	0	0	0	0	0	0	0	0
Male	0	0	0	0	0	0	0	0	0
Non-binary	--	--	--	--	--	--	--	--	--
Asian	0	0	0	0	0	0	0	0	0
Black or African American	0	0	0	0	0	0	0	0	0
Hispanic/Latino	0	0	0	0	0	0	0	0	0
Two or More Races	0	0	0	0	0	0	0	0	0
White	0	0	0	0	0	0	0	0	0
EML	0	0	0	0	0	0	0	0	0
FARMS	0	0	0	0	0	0	0	0	0
Special Education	0	0	0	0	0	0	0	0	0

Out-of-School Suspension Rate ^{2 3 5}												
	Total Students Enrolled			Percent Students Enrolled			Number Students Suspended			Percent Students Suspended		
	2020	2021	2022	2020	2021	2022	2020	2021	2022	2020	2021	2022
All Students	396	383	364				1	See footnote 4.	0	.3	See footnote 4	.0
Female	188	164	162	47.5	42.8	44.5	0		0	.0		.0
Male	208	219	202	52.5	57.2	55.5	1		0	.5		.0
Non-binary	--	--	--	--	--	--	--		--	--		--
Asian	66	72	60	16.7	18.8	16.5	0		0	.0		.0
Black or African American	58	54	53	14.6	14.1	14.6	0		0	.0		.0
Hispanic/Latino	68	66	71	17.2	17.2	19.5	0		0	.0		.0
Two or More Races	23	30	32	5.8	7.8	8.8	0		0	.0		.0
White	180	160	147	45.5	41.8	40.4	1		0	.6		.0
EML	63	89	73	15.9	23.2	20.1	0		0	.0		.0
FARMS	81	70	86	20.5	18.3	23.6	0		0	.0		.0
Special Education	37	44	48	9.3	11.5	13.2	0		0	.0		.0

2021–2022 Reported Serious Incidents								
Description	Police Called		Description	Police Called		Description	Police Called	
	No	Yes		No	Yes		No	Yes
Academic Dishonesty	0	0	Drugs	0	0	Robbery, Strong-Armed	0	0
Accident	0	1	Extortion	0	0	Serious Injury	0	0
Alcohol	0	0	Fighting	0	0	Sex Related	0	0
Arrest	0	0	Fire, Not Arson	0	0	Suicide Related	2	0
Arson	0	0	Gang-Related Incident/Crime	0	0	Theft	0	0
Bomb	0	0	Hate Incident	0	0	Threat, Physical or Verbal	2	2
Bomb Threat	0	1	Malfunction, Essential Equip.	0	0	Vandalism	0	0
Bullying	0	0	Medical Assistance	2	0	Weapon	0	0
Bus	0	0	Missing Child	0	0	Weapon, Toy, Facsimile	0	0
Computer Abuse	0	0	Physical Assault/Attack	0	0	Other	0	0
Disruptive Behavior	0	0	Protective Services	0	0			

¹ Duplicated Count of Students

² Unduplicated Count of Students

³ Data suppressed (--) to comply with federal guidance (see Guidelines for Reporting Data on Page iii).

⁴ Due to the COVID-19 pandemic, the 2020–2021 suspension data is not published as the overall number of incidents was too small to be reported.

⁵ EML = Emergent Multilingual Learners, FARMS = Free and Reduced-price Meals System.

Candlewood Elementary School - #508

2021–2022 Bullying Incidents ⁶		2021–2022 Drills Conducted							
Number Reported	Number Confirmed	Fire	Evacuation	Reverse Evacuation	Shelter in Place	Drop, Cover, and Hold	Severe Weather	Active Assailant	Lockdown
0	0	6	1	1	1	1	1	0	1

2021–2022 Safety Incidents Requiring Alert Status							
Fire	Evacuation	Reverse Evacuation	Shelter in Place	Drop, Cover, and Hold	Severe Weather	Active Assailant	Lockdown
0	0	0	0	0	0	1	0

School Safety Programs	
Be Well 365 Restorative Justice Visitor Management System	

⁶ The number of reported bullying incidents may differ from the number of bullying incidents reported as a serious incident because an event is identified as a serious incident only if it results in or leads to the death or serious injury of any person on an MCPS site or conducting MCPS business; potential or actual disruption of the planned school day; or, any of the other criteria outlined in MCPS Regulation COB-RA *Reporting a Serious Incident* (see page 459). Additional information can be found in the glossary on page 445.

Cannon Road Elementary School - #310

Cluster Name: Northeast Consortium

901 Cannon Road, Silver Spring, MD 20904

Office Phone: (240) 740-0520

School Hours: 9:25 - 3:50

www.montgomeryschoolsmd.org/schools/cannonroades/

Fax Number: (301) 989-5692

2021–2022 Number of Out-of-School Suspension Incidents Related to School Safety ^{1 3 5}									
	Arson Fire Explosives	Attack	Dangerous Substances	Disrespect Insubordination Disruption	Fighting	Theft	Threat	Weapons	Other
Total Incidents	0	0	0	0	0	0	0	0	0
Female	0	0	0	0	0	0	0	0	0
Male	0	0	0	0	0	0	0	0	0
Non-binary	--	--	--	--	--	--	--	--	--
Asian	0	0	0	0	0	0	0	0	0
Black or African American	0	0	0	0	0	0	0	0	0
Hispanic/Latino	0	0	0	0	0	0	0	0	0
Two or More Races	0	0	0	0	0	0	0	0	0
White	0	0	0	0	0	0	0	0	0
EML	0	0	0	0	0	0	0	0	0
FARMS	0	0	0	0	0	0	0	0	0
Special Education	0	0	0	0	0	0	0	0	0

Out-of-School Suspension Rate ^{2 3 5}												
	Total Students Enrolled			Percent Students Enrolled			Number Students Suspended			Percent Students Suspended		
	2020	2021	2022	2020	2021	2022	2020	2021	2022	2020	2021	2022
All Students	414	417	397				0	See footnote 4.	0	.0	See footnote 4	.0
Female	190	174	180	45.9	41.7	45.3	0		0	.0		.0
Male	224	243	217	54.1	58.3	54.7	0		0	.0		.0
Non-binary	--	--	--	--	--	--	--		--	--		--
Asian	39	46	42	9.4	11.0	10.6	0		0	.0		.0
Black or African American	139	132	139	33.6	31.7	35.0	0		0	.0		.0
Hispanic/Latino	201	204	181	48.6	48.9	45.6	0		0	.0		.0
Two or More Races	--	--	--	≤5.0	≤5.0	≤5.0	0		0	.0		.0
White	--	--	--	≤5.0	≤5.0	≤5.0	0		0	.0		.0
EML	71	95	72	17.1	22.8	18.1	0		0	.0		.0
FARMS	264	184	245	63.8	44.1	61.7	0		0	.0		.0
Special Education	60	87	98	14.5	20.9	24.7	0		0	.0		.0

2021–2022 Reported Serious Incidents								
Description	Police Called		Description	Police Called		Description	Police Called	
	No	Yes		No	Yes		No	Yes
Academic Dishonesty	0	0	Drugs	1	0	Robbery, Strong-Armed	0	0
Accident	1	1	Extortion	0	0	Serious Injury	0	0
Alcohol	0	0	Fighting	0	0	Sex Related	0	0
Arrest	0	0	Fire, Not Arson	0	0	Suicide Related	0	0
Arson	0	0	Gang-Related Incident/Crime	0	0	Theft	0	0
Bomb	0	0	Hate Incident	0	0	Threat, Physical or Verbal	0	0
Bomb Threat	0	0	Malfunction, Essential Equip.	2	0	Vandalism	0	0
Bullying	0	0	Medical Assistance	1	0	Weapon	0	0
Bus	0	0	Missing Child	0	0	Weapon, Toy, Facsimile	0	0
Computer Abuse	0	0	Physical Assault/Attack	0	0	Other	0	0
Disruptive Behavior	0	0	Protective Services	0	0			

¹ Duplicated Count of Students

² Unduplicated Count of Students

³ Data suppressed (--) to comply with federal guidance (see Guidelines for Reporting Data on Page iii).

⁴ Due to the COVID-19 pandemic, the 2020–2021 suspension data is not published as the overall number of incidents was too small to be reported.

⁵ EML = Emergent Multilingual Learners, FARMS = Free and Reduced-price Meals System.

Cannon Road Elementary School - #310

2021–2022 Bullying Incidents ⁶		2021–2022 Drills Conducted							
Number Reported	Number Confirmed	Fire	Evacuation	Reverse Evacuation	Shelter in Place	Drop, Cover, and Hold	Severe Weather	Active Assailant	Lockdown
1	1	5	1	1	1	1	1	0	1

2021–2022 Safety Incidents Requiring Alert Status							
Fire	Evacuation	Reverse Evacuation	Shelter in Place	Drop, Cover, and Hold	Severe Weather	Active Assailant	Lockdown
1	0	0	0	0	0	0	0

School Safety Programs	
Be Well 365 Restorative Justice Visitor Management System	

⁶ The number of reported bullying incidents may differ from the number of bullying incidents reported as a serious incident because an event is identified as a serious incident only if it results in or leads to the death or serious injury of any person on an MCPS site or conducting MCPS business; potential or actual disruption of the planned school day; or, any of the other criteria outlined in MCPS Regulation COB-RA *Reporting a Serious Incident* (see page 459). Additional information can be found in the glossary on page 445.

Carderock Springs Elementary School - #604

Cluster Name: Walt Whitman

7401 Persimmon Tree Lane Bethesda, MD 20817

Office Phone: (240) 740-0540

School Hours: 9:25 - 3:50

www.montgomeryschoolsmd.org/schools/carderockspringses/

Fax Number: (301) 469-1115

2021–2022 Number of Out-of-School Suspension Incidents Related to School Safety ^{1 3 5}									
	Arson Fire Explosives	Attack	Dangerous Substances	Disrespect Insubordination Disruption	Fighting	Theft	Threat	Weapons	Other
Total Incidents	0	1	0	0	0	0	0	0	0
Female	0	0	0	0	0	0	0	0	0
Male	0	1	0	0	0	0	0	0	0
Non-binary	--	--	--	--	--	--	--	--	--
Asian	0	0	0	0	0	0	0	0	0
Black or African American	0	0	0	0	0	0	0	0	0
Hispanic/Latino	0	0	0	0	0	0	0	0	0
Two or More Races	0	1	0	0	0	0	0	0	0
White	0	0	0	0	0	0	0	0	0
EML	0	0	0	0	0	0	0	0	0
FARMS	--	--	--	--	--	--	--	--	--
Special Education	0	1	0	0	0	0	0	0	0

Out-of-School Suspension Rate ^{2 3 5}												
	Total Students Enrolled			Percent Students Enrolled			Number Students Suspended			Percent Students Suspended		
	2020	2021	2022	2020	2021	2022	2020	2021	2022	2020	2021	2022
All Students	365	322	338				0	See footnote 4.	1	.0	See footnote 4	.3
Female	167	146	157	45.8	45.3	46.4	0		1	.0		.6
Male	198	176	181	54.2	54.7	53.6	0		0	.0		.0
Non-binary	--	--	--	--	--	--	--		--	--		--
Asian	57	54	61	15.6	16.8	18.0	0		0	.0		.0
Black or African American	--	--	23	--	≤5.0	6.8	--		0	--		.0
Hispanic/Latino	42	46	46	11.5	14.3	13.6	0		0	.0		.0
Two or More Races	32	34	29	8.8	10.6	8.6	0		1	.0		3.4
White	223	171	178	61.1	53.1	52.7	0		0	.0		.0
EML	23	41	28	6.3	12.7	8.3	0		0	.0		.0
FARMS	--	--	--	--	--	--	--		--	--		--
Special Education	48	40	45	13.2	12.4	13.3	0		0	.0		.0

2021–2022 Reported Serious Incidents								
Description	Police Called		Description	Police Called		Description	Police Called	
	No	Yes		No	Yes		No	Yes
Academic Dishonesty	0	0	Drugs	0	0	Robbery, Strong-Armed	0	0
Accident	1	0	Extortion	0	0	Serious Injury	0	0
Alcohol	0	0	Fighting	0	0	Sex Related	1	0
Arrest	0	0	Fire, Not Arson	0	0	Suicide Related	1	1
Arson	0	0	Gang-Related Incident/Crime	0	0	Theft	0	0
Bomb	0	0	Hate Incident	0	0	Threat, Physical or Verbal	1	0
Bomb Threat	0	0	Malfunction, Essential Equip.	0	0	Vandalism	0	1
Bullying	0	0	Medical Assistance	2	0	Weapon	0	0
Bus	0	0	Missing Child	0	0	Weapon, Toy, Facsimile	0	0
Computer Abuse	0	0	Physical Assault/Attack	0	0	Other	0	0
Disruptive Behavior	0	0	Protective Services	0	0			

¹ Duplicated Count of Students

² Unduplicated Count of Students

³ Data suppressed (--) to comply with federal guidance (see Guidelines for Reporting Data on Page iii).

⁴ Due to the COVID-19 pandemic, the 2020–2021 suspension data is not published as the overall number of incidents was too small to be reported.

⁵ EML = Emergent Multilingual Learners, FARMS = Free and Reduced-price Meals System.

Carderock Springs Elementary School - #604

2021–2022 Bullying Incidents ⁶		2021–2022 Drills Conducted							
Number Reported	Number Confirmed	Fire	Evacuation	Reverse Evacuation	Shelter in Place	Drop, Cover, and Hold	Severe Weather	Active Assailant	Lockdown
0	0	6	1	1	1	1	1	1	1

2021–2022 Safety Incidents Requiring Alert Status							
Fire	Evacuation	Reverse Evacuation	Shelter in Place	Drop, Cover, and Hold	Severe Weather	Active Assailant	Lockdown
0	0	0	0	0	0	0	0

School Safety Programs	
Be Well 365 Visitor Management System	

⁶ The number of reported bullying incidents may differ from the number of bullying incidents reported as a serious incident because an event is identified as a serious incident only if it results in or leads to the death or serious injury of any person on an MCPS site or conducting MCPS business; potential or actual disruption of the planned school day; or, any of the other criteria outlined in MCPS Regulation COB-RA *Reporting a Serious Incident* (see page 459). Additional information can be found in the glossary on page 445.

Rachel Carson Elementary School - #159

Cluster Name: Quince Orchard

100 Tschiffely Square Road Gaithersburg, MD 20878

Office Phone: (240) 740-1840

School Hours: 9:00 - 3:25

www.montgomeryschoolsmd.org/schools/rachelcarsones/

Fax Number: (240) 740-1846

2021–2022 Number of Out-of-School Suspension Incidents Related to School Safety ^{1 3 5}									
	Arson Fire Explosives	Attack	Dangerous Substances	Disrespect Insubordination Disruption	Fighting	Theft	Threat	Weapons	Other
Total Incidents	0	0	0	0	0	0	0	0	0
Female	0	0	0	0	0	0	0	0	0
Male	0	0	0	0	0	0	0	0	0
Non-binary	--	--	--	--	--	--	--	--	--
Asian	0	0	0	0	0	0	0	0	0
Black or African American	0	0	0	0	0	0	0	0	0
Hispanic/Latino	0	0	0	0	0	0	0	0	0
Two or More Races	0	0	0	0	0	0	0	0	0
White	0	0	0	0	0	0	0	0	0
EML	0	0	0	0	0	0	0	0	0
FARMS	0	0	0	0	0	0	0	0	0
Special Education	0	0	0	0	0	0	0	0	0

Out-of-School Suspension Rate ^{2 3 5}												
	Total Students Enrolled			Percent Students Enrolled			Number Students Suspended			Percent Students Suspended		
	2020	2021	2022	2020	2021	2022	2020	2021	2022	2020	2021	2022
All Students	889	770	699				0	See footnote 4.	0	.0	See footnote 4	.0
Female	418	363	313	47.0	47.1	44.8	0		0	.0		.0
Male	471	407	386	53.0	52.9	55.2	0		0	.0		.0
Non-binary	--	--	--	--	--	--	--		--	--		--
Asian	156	142	123	17.5	18.4	17.6	0		0	.0		.0
Black or African American	58	57	58	6.5	7.4	8.3	0		0	.0		.0
Hispanic/Latino	194	166	151	21.8	21.6	21.6	0		0	.0		.0
Two or More Races	66	57	50	7.4	7.4	7.2	0		0	.0		.0
White	415	347	316	46.7	45.1	45.2	0		0	.0		.0
EML	151	131	109	17.0	17.0	15.6	0		0	.0		.0
FARMS	183	135	151	20.6	17.5	21.6	0		0	.0		.0
Special Education	94	96	74	10.6	12.5	10.6	0		0	.0		.0

2021–2022 Reported Serious Incidents								
Description	Police Called		Description	Police Called		Description	Police Called	
	No	Yes		No	Yes		No	Yes
Academic Dishonesty	0	0	Drugs	0	0	Robbery, Strong-Armed	0	0
Accident	0	0	Extortion	0	0	Serious Injury	0	0
Alcohol	0	0	Fighting	0	0	Sex Related	0	0
Arrest	0	0	Fire, Not Arson	0	0	Suicide Related	0	0
Arson	0	0	Gang-Related Incident/Crime	0	0	Theft	0	0
Bomb	0	0	Hate Incident	0	0	Threat, Physical or Verbal	0	0
Bomb Threat	0	0	Malfunction, Essential Equip.	0	0	Vandalism	0	0
Bullying	0	0	Medical Assistance	1	0	Weapon	0	0
Bus	0	0	Missing Child	0	0	Weapon, Toy, Facsimile	0	0
Computer Abuse	0	0	Physical Assault/Attack	0	0	Other	0	0
Disruptive Behavior	0	0	Protective Services	0	0			

¹ Duplicated Count of Students

² Unduplicated Count of Students

³ Data suppressed (--) to comply with federal guidance (see Guidelines for Reporting Data on Page iii).

⁴ Due to the COVID-19 pandemic, the 2020–2021 suspension data is not published as the overall number of incidents was too small to be reported.

⁵ EML = Emergent Multilingual Learners, FARMS = Free and Reduced-price Meals System.

Rachel Carson Elementary School - #159

2021–2022 Bullying Incidents ⁶		2021–2022 Drills Conducted							
Number Reported	Number Confirmed	Fire	Evacuation	Reverse Evacuation	Shelter in Place	Drop, Cover, and Hold	Severe Weather	Active Assailant	Lockdown
0	0	5	1	1	1	1	1	1	1

2021–2022 Safety Incidents Requiring Alert Status							
Fire	Evacuation	Reverse Evacuation	Shelter in Place	Drop, Cover, and Hold	Severe Weather	Active Assailant	Lockdown
0	0	0	0	0	0	0	0

School Safety Programs	
Be Well 365 Restorative Justice Visitor Management System	

⁶ The number of reported bullying incidents may differ from the number of bullying incidents reported as a serious incident because an event is identified as a serious incident only if it results in or leads to the death or serious injury of any person on an MCPS site or conducting MCPS business; potential or actual disruption of the planned school day; or, any of the other criteria outlined in MCPS Regulation COB-RA *Reporting a Serious Incident* (see page 459). Additional information can be found in the glossary on page 445.

Cashell Elementary School - #511

Cluster Name: Col. Zadok Magruder

17101 Cashell Road Rockville, MD 20853

Office Phone: (240) 740-0560

School Hours: 9:00 - 3:25

www.montgomeryschoolsmd.org/schools/cashelles/

Fax Number: (301) 924-3132

2021–2022 Number of Out-of-School Suspension Incidents Related to School Safety ^{1 3 5}									
	Arson Fire Explosives	Attack	Dangerous Substances	Disrespect Insubordination Disruption	Fighting	Theft	Threat	Weapons	Other
Total Incidents	0	0	0	0	0	0	0	0	0
Female	0	0	0	0	0	0	0	0	0
Male	0	0	0	0	0	0	0	0	0
Non-binary	--	--	--	--	--	--	--	--	--
Asian	0	0	0	0	0	0	0	0	0
Black or African American	0	0	0	0	0	0	0	0	0
Hispanic/Latino	0	0	0	0	0	0	0	0	0
Two or More Races	0	0	0	0	0	0	0	0	0
White	0	0	0	0	0	0	0	0	0
EML	0	0	0	0	0	0	0	0	0
FARMS	0	0	0	0	0	0	0	0	0
Special Education	0	0	0	0	0	0	0	0	0

Out-of-School Suspension Rate ^{2 3 5}												
	Total Students Enrolled			Percent Students Enrolled			Number Students Suspended			Percent Students Suspended		
	2020	2021	2022	2020	2021	2022	2020	2021	2022	2020	2021	2022
All Students	346	331	330				1	See footnote 4.	0	.3	See footnote 4	.0
Female	174	164	157	50.3	49.5	47.6	0		0	.0		.0
Male	172	167	173	49.7	50.5	52.4	1		0	.7		.0
Non-binary	--	--	--	--	--	--	--		--	--		--
Asian	22	24	20	6.4	7.3	6.1	0		0	.0		.0
Black or African American	63	62	52	18.2	18.7	15.8	1		0	2.0		.0
Hispanic/Latino	83	73	81	24.0	22.1	24.5	0		0	.0		.0
Two or More Races	42	42	38	12.1	12.7	11.5	0		0	.0		.0
White	136	130	139	39.3	39.3	42.1	0		0	.0		.0
EML	37	38	29	10.7	11.5	8.8	0		0	.0		.0
FARMS	94	83	87	27.2	25.1	26.4	1		0	1.2		.0
Special Education	61	67	56	17.6	20.2	17.0	1		0	2.1		.0

2021–2022 Reported Serious Incidents								
Description	Police Called		Description	Police Called		Description	Police Called	
	No	Yes		No	Yes		No	Yes
Academic Dishonesty	0	0	Drugs	0	0	Robbery, Strong-Armed	0	0
Accident	0	0	Extortion	0	0	Serious Injury	0	0
Alcohol	0	0	Fighting	0	0	Sex Related	0	0
Arrest	0	0	Fire, Not Arson	0	0	Suicide Related	0	0
Arson	0	0	Gang-Related Incident/Crime	0	0	Theft	0	0
Bomb	0	0	Hate Incident	0	0	Threat, Physical or Verbal	0	0
Bomb Threat	0	0	Malfunction, Essential Equip.	0	0	Vandalism	0	1
Bullying	0	0	Medical Assistance	1	0	Weapon	0	0
Bus	0	0	Missing Child	0	0	Weapon, Toy, Facsimile	0	0
Computer Abuse	0	0	Physical Assault/Attack	0	0	Other	0	0
Disruptive Behavior	0	0	Protective Services	0	0			

¹ Duplicated Count of Students

² Unduplicated Count of Students

³ Data suppressed (--) to comply with federal guidance (see Guidelines for Reporting Data on Page iii).

⁴ Due to the COVID-19 pandemic, the 2020–2021 suspension data is not published as the overall number of incidents was too small to be reported.

⁵ EML = Emergent Multilingual Learners, FARMS = Free and Reduced-price Meals System.

Cashell Elementary School - #511

2021–2022 Bullying Incidents ⁶		2021–2022 Drills Conducted							
Number Reported	Number Confirmed	Fire	Evacuation	Reverse Evacuation	Shelter in Place	Drop, Cover, and Hold	Severe Weather	Active Assailant	Lockdown
0	0	5	1	1	1	1	1	0	0

2021–2022 Safety Incidents Requiring Alert Status							
Fire	Evacuation	Reverse Evacuation	Shelter in Place	Drop, Cover, and Hold	Severe Weather	Active Assailant	Lockdown
0	0	0	0	0	0	0	0

School Safety Programs	
Be Well 365 Visitor Management System	

⁶ The number of reported bullying incidents may differ from the number of bullying incidents reported as a serious incident because an event is identified as a serious incident only if it results in or leads to the death or serious injury of any person on an MCPS site or conducting MCPS business; potential or actual disruption of the planned school day; or, any of the other criteria outlined in MCPS Regulation COB-RA *Reporting a Serious Incident* (see page 459). Additional information can be found in the glossary on page 445.

Cedar Grove Elementary School - #703

Cluster Name: Clarksburg, Damascus

24001 Ridge Road Germantown, MD 20876

Office Phone: (240) 740-6190

School Hours: 9:25 - 3:50

www.montgomeryschoolsmd.org/schools/cedargroves/

Fax Number: (301) 253-0933

2021–2022 Number of Out-of-School Suspension Incidents Related to School Safety ^{1 3 5}									
	Arson Fire Explosives	Attack	Dangerous Substances	Disrespect Insubordination Disruption	Fighting	Theft	Threat	Weapons	Other
Total Incidents	0	0	0	0	0	0	0	0	0
Female	0	0	0	0	0	0	0	0	0
Male	0	0	0	0	0	0	0	0	0
Non-binary	--	--	--	--	--	--	--	--	--
Asian	0	0	0	0	0	0	0	0	0
Black or African American	0	0	0	0	0	0	0	0	0
Hispanic/Latino	0	0	0	0	0	0	0	0	0
Two or More Races	0	0	0	0	0	0	0	0	0
White	0	0	0	0	0	0	0	0	0
EML	0	0	0	0	0	0	0	0	0
FARMS	0	0	0	0	0	0	0	0	0
Special Education	0	0	0	0	0	0	0	0	0

Out-of-School Suspension Rate ^{2 3 5}												
	Total Students Enrolled			Percent Students Enrolled			Number Students Suspended			Percent Students Suspended		
	2020	2021	2022	2020	2021	2022	2020	2021	2022	2020	2021	2022
All Students	432	385	397				0	See footnote 4.	0	.0	See footnote 4	.0
Female	212	204	204	49.1	53.0	51.4	0		0	.0		.0
Male	220	181	193	50.9	47.0	48.6	0		0	.0		.0
Non-binary	--	--	--	--	--	--	--		--	--		--
Asian	180	159	166	41.7	41.3	41.8	0		0	.0		.0
Black or African American	67	66	66	15.5	17.1	16.6	0		0	.0		.0
Hispanic/Latino	57	49	54	13.2	12.7	13.6	0		0	.0		.0
Two or More Races	23	--	23	5.3	≤5.0	5.8	0		0	.0		.0
White	104	91	87	24.1	23.6	21.9	0		0	.0		.0
EML	38	64	51	8.8	16.6	12.8	0		0	.0		.0
FARMS	43	43	50	10.0	11.2	12.6	0		0	.0		.0
Special Education	58	57	65	13.4	14.8	16.4	0		0	.0		.0

2021–2022 Reported Serious Incidents								
Description	Police Called		Description	Police Called		Description	Police Called	
	No	Yes		No	Yes		No	Yes
Academic Dishonesty	0	0	Drugs	0	0	Robbery, Strong-Armed	0	0
Accident	0	1	Extortion	0	0	Serious Injury	0	0
Alcohol	0	0	Fighting	0	0	Sex Related	0	0
Arrest	0	0	Fire, Not Arson	0	0	Suicide Related	0	0
Arson	0	0	Gang-Related Incident/Crime	0	0	Theft	0	0
Bomb	0	0	Hate Incident	0	0	Threat, Physical or Verbal	0	0
Bomb Threat	1	0	Malfunction, Essential Equip.	0	0	Vandalism	0	0
Bullying	0	0	Medical Assistance	2	0	Weapon	0	0
Bus	0	0	Missing Child	0	0	Weapon, Toy, Facsimile	0	0
Computer Abuse	0	0	Physical Assault/Attack	0	0	Other	0	0
Disruptive Behavior	0	0	Protective Services	0	0			

¹ Duplicated Count of Students

² Unduplicated Count of Students

³ Data suppressed (--) to comply with federal guidance (see Guidelines for Reporting Data on Page iii).

⁴ Due to the COVID-19 pandemic, the 2020–2021 suspension data is not published as the overall number of incidents was too small to be reported.

⁵ EML = Emergent Multilingual Learners, FARMS = Free and Reduced-price Meals System.

Cedar Grove Elementary School - #703

2021–2022 Bullying Incidents ⁶		2021–2022 Drills Conducted							
Number Reported	Number Confirmed	Fire	Evacuation	Reverse Evacuation	Shelter in Place	Drop, Cover, and Hold	Severe Weather	Active Assailant	Lockdown
0	0	8	1	1	1	1	1	1	1

2021–2022 Safety Incidents Requiring Alert Status							
Fire	Evacuation	Reverse Evacuation	Shelter in Place	Drop, Cover, and Hold	Severe Weather	Active Assailant	Lockdown
1	0	0	0	0	0	0	0

School Safety Programs	
Be Well 365 Visitor Management System	

⁶ The number of reported bullying incidents may differ from the number of bullying incidents reported as a serious incident because an event is identified as a serious incident only if it results in or leads to the death or serious injury of any person on an MCPS site or conducting MCPS business; potential or actual disruption of the planned school day; or, any of the other criteria outlined in MCPS Regulation COB-RA *Reporting a Serious Incident* (see page 459). Additional information can be found in the glossary on page 445.

Chevy Chase Elementary School - #403

Cluster Name: Bethesda-Chevy Chase

4015 Rosemary Street Chevy Chase, MD 20815

Office Phone: (301) 657-4994

School Hours: 9:00 - 3:25

www.montgomeryschoolsmd.org/schools/chevychasees/

Fax Number: (301) 657-4980

2021–2022 Number of Out-of-School Suspension Incidents Related to School Safety ^{1 3 5}									
	Arson Fire Explosives	Attack	Dangerous Substances	Disrespect Insubordination Disruption	Fighting	Theft	Threat	Weapons	Other
Total Incidents	0	0	0	0	0	0	0	0	0
Female	0	0	0	0	0	0	0	0	0
Male	0	0	0	0	0	0	0	0	0
Non-binary	--	--	--	--	--	--	--	--	--
Asian	0	0	0	0	0	0	0	0	0
Black or African American	0	0	0	0	0	0	0	0	0
Hispanic/Latino	0	0	0	0	0	0	0	0	0
Two or More Races	0	0	0	0	0	0	0	0	0
White	0	0	0	0	0	0	0	0	0
EML	0	0	0	0	0	0	0	0	0
FARMS	0	0	0	0	0	0	0	0	0
Special Education	0	0	0	0	0	0	0	0	0

Out-of-School Suspension Rate ^{2 3 5}												
	Total Students Enrolled			Percent Students Enrolled			Number Students Suspended			Percent Students Suspended		
	2020	2021	2022	2020	2021	2022	2020	2021	2022	2020	2021	2022
All Students	464	437	472				0	See footnote 4.	0	.0	See footnote 4	.0
Female	226	225	230	48.7	51.5	48.7	0		0	.0		.0
Male	238	212	242	51.3	48.5	51.3	0		0	.0		.0
Non-binary	--	--	--	--	--	--	--		--	--		--
Asian	37	44	49	8.0	10.1	10.4	0		0	.0		.0
Black or African American	83	86	113	17.9	19.7	23.9	0		0	.0		.0
Hispanic/Latino	46	43	45	9.9	9.8	9.5	0		0	.0		.0
Two or More Races	38	31	28	8.2	7.1	5.9	0		0	.0		.0
White	260	233	237	56.0	53.3	50.2	0		0	.0		.0
EML	35	57	49	7.5	13.0	10.4	0		0	.0		.0
FARMS	81	77	104	17.5	17.6	22.0	0		0	.0		.0
Special Education	31	36	34	6.7	8.2	7.2	0		0	.0		.0

2021–2022 Reported Serious Incidents								
Description	Police Called		Description	Police Called		Description	Police Called	
	No	Yes		No	Yes		No	Yes
Academic Dishonesty	0	0	Drugs	0	0	Robbery, Strong-Armed	0	0
Accident	1	1	Extortion	0	0	Serious Injury	0	0
Alcohol	0	0	Fighting	0	0	Sex Related	0	0
Arrest	0	0	Fire, Not Arson	0	0	Suicide Related	0	0
Arson	0	0	Gang-Related Incident/Crime	0	0	Theft	0	0
Bomb	0	0	Hate Incident	0	0	Threat, Physical or Verbal	0	1
Bomb Threat	0	0	Malfunction, Essential Equip.	0	0	Vandalism	0	0
Bullying	0	0	Medical Assistance	3	0	Weapon	1	0
Bus	0	0	Missing Child	0	0	Weapon, Toy, Facsimile	0	0
Computer Abuse	0	0	Physical Assault/Attack	0	0	Other	0	0
Disruptive Behavior	0	0	Protective Services	0	0			

¹ Duplicated Count of Students

² Unduplicated Count of Students

³ Data suppressed (--) to comply with federal guidance (see Guidelines for Reporting Data on Page iii).

⁴ Due to the COVID-19 pandemic, the 2020–2021 suspension data is not published as the overall number of incidents was too small to be reported.

⁵ EML = Emergent Multilingual Learners, FARMS = Free and Reduced-price Meals System.

Chevy Chase Elementary School - #403

2021–2022 Bullying Incidents ⁶		2021–2022 Drills Conducted							
Number Reported	Number Confirmed	Fire	Evacuation	Reverse Evacuation	Shelter in Place	Drop, Cover, and Hold	Severe Weather	Active Assailant	Lockdown
0	0	5	1	1	1	1	1	1	1

2021–2022 Safety Incidents Requiring Alert Status							
Fire	Evacuation	Reverse Evacuation	Shelter in Place	Drop, Cover, and Hold	Severe Weather	Active Assailant	Lockdown
0	0	0	0	0	0	0	0

School Safety Programs	
Be Well 365 Restorative Justice Visitor Management System	

⁶ The number of reported bullying incidents may differ from the number of bullying incidents reported as a serious incident because an event is identified as a serious incident only if it results in or leads to the death or serious injury of any person on an MCPS site or conducting MCPS business; potential or actual disruption of the planned school day; or, any of the other criteria outlined in MCPS Regulation COB-RA *Reporting a Serious Incident* (see page 459). Additional information can be found in the glossary on page 445.

Clarksburg Elementary School - #101

Cluster Name: Clarksburg, Seneca Valley

13530 Redgrave Place Clarksburg, MD 20871

Office Phone: (240) 740-3530

School Hours: 9:15 - 3:50

www.montgomeryschoolsmd.org/schools/clarksburg/

Fax Number: (301) 353-0878

2021–2022 Number of Out-of-School Suspension Incidents Related to School Safety ^{1 3 5}									
	Arson Fire Explosives	Attack	Dangerous Substances	Disrespect Insubordination Disruption	Fighting	Theft	Threat	Weapons	Other
Total Incidents	0	0	0	0	0	0	0	0	0
Female	0	0	0	0	0	0	0	0	0
Male	0	0	0	0	0	0	0	0	0
Non-binary	--	--	--	--	--	--	--	--	--
Asian	0	0	0	0	0	0	0	0	0
Black or African American	0	0	0	0	0	0	0	0	0
Hispanic/Latino	0	0	0	0	0	0	0	0	0
Two or More Races	0	0	0	0	0	0	0	0	0
White	0	0	0	0	0	0	0	0	0
EML	0	0	0	0	0	0	0	0	0
FARMS	0	0	0	0	0	0	0	0	0
Special Education	0	0	0	0	0	0	0	0	0

Out-of-School Suspension Rate ^{2 3 5}												
	Total Students Enrolled			Percent Students Enrolled			Number Students Suspended			Percent Students Suspended		
	2020	2021	2022	2020	2021	2022	2020	2021	2022	2020	2021	2022
All Students	639	706	817				0	See footnote 4.	0	.0	See footnote 4	.0
Female	293	332	370	45.9	47.0	45.3	0		0	.0		.0
Male	346	374	447	54.1	53.0	54.7	0		0	.0		.0
Non-binary	--	--	--	--	--	--	--		--	--		--
Asian	216	247	288	33.8	35.0	35.3	0		0	.0		.0
Black or African American	163	198	257	25.5	28.0	31.5	0		0	.0		.0
Hispanic/Latino	100	120	124	15.6	17.0	15.2	0		0	.0		.0
Two or More Races	53	51	51	8.3	7.2	6.2	0		0	.0		.0
White	106	88	93	16.6	12.5	11.4	0		0	.0		.0
EML	131	182	175	20.5	25.8	21.4	0		0	.0		.0
FARMS	121	128	193	18.9	18.1	23.6	0		0	.0		.0
Special Education	56	65	87	8.8	9.2	10.6	0		0	.0		.0

2021–2022 Reported Serious Incidents								
Description	Police Called		Description	Police Called		Description	Police Called	
	No	Yes		No	Yes		No	Yes
Academic Dishonesty	0	0	Drugs	0	0	Robbery, Strong-Armed	0	0
Accident	0	0	Extortion	0	0	Serious Injury	0	0
Alcohol	0	0	Fighting	0	0	Sex Related	0	1
Arrest	0	0	Fire, Not Arson	0	0	Suicide Related	0	0
Arson	0	0	Gang-Related Incident/Crime	0	0	Theft	0	0
Bomb	0	0	Hate Incident	0	0	Threat, Physical or Verbal	0	0
Bomb Threat	0	0	Malfunction, Essential Equip.	0	0	Vandalism	0	0
Bullying	0	0	Medical Assistance	0	0	Weapon	0	0
Bus	0	0	Missing Child	0	0	Weapon, Toy, Facsimile	0	0
Computer Abuse	0	0	Physical Assault/Attack	0	0	Other	0	0
Disruptive Behavior	0	0	Protective Services	0	0			

¹ Duplicated Count of Students

² Unduplicated Count of Students

³ Data suppressed (--) to comply with federal guidance (see Guidelines for Reporting Data on Page iii).

⁴ Due to the COVID-19 pandemic, the 2020–2021 suspension data is not published as the overall number of incidents was too small to be reported.

⁵ EML = Emergent Multilingual Learners, FARMS = Free and Reduced-price Meals System.

Clarksburg Elementary School - #101

2021–2022 Bullying Incidents ⁶		2021–2022 Drills Conducted							
Number Reported	Number Confirmed	Fire	Evacuation	Reverse Evacuation	Shelter in Place	Drop, Cover, and Hold	Severe Weather	Active Assailant	Lockdown
1	0	5	1	1	1	1	0	0	1

2021–2022 Safety Incidents Requiring Alert Status							
Fire	Evacuation	Reverse Evacuation	Shelter in Place	Drop, Cover, and Hold	Severe Weather	Active Assailant	Lockdown
0	0	0	0	0	0	0	0

School Safety Programs	
Be Well 365 Visitor Management System	

⁶ The number of reported bullying incidents may differ from the number of bullying incidents reported as a serious incident because an event is identified as a serious incident only if it results in or leads to the death or serious injury of any person on an MCPS site or conducting MCPS business; potential or actual disruption of the planned school day; or, any of the other criteria outlined in MCPS Regulation COB-RA *Reporting a Serious Incident* (see page 459). Additional information can be found in the glossary on page 445.

Clearspring Elementary School - #706

Cluster Name: Damascus

9930 Moyer Road Damascus, MD 20872

Office Phone: (240) 740-2580

School Hours: 9:00 - 3:25

www.montgomeryschoolsmd.org/schools/clearsprings/

Fax Number: (301) 253-2068

2021–2022 Number of Out-of-School Suspension Incidents Related to School Safety ^{1 3 5}									
	Arson Fire Explosives	Attack	Dangerous Substances	Disrespect Insubordination Disruption	Fighting	Theft	Threat	Weapons	Other
Total Incidents	0	0	0	1	0	0	0	0	0
Female	0	0	0	0	0	0	0	0	0
Male	0	0	0	1	0	0	0	0	0
Non-binary	--	--	--	--	--	--	--	--	--
Asian	0	0	0	1	0	0	0	0	0
Black or African American	0	0	0	0	0	0	0	0	0
Hispanic/Latino	0	0	0	0	0	0	0	0	0
Two or More Races	0	0	0	0	0	0	0	0	0
White	0	0	0	0	0	0	0	0	0
EML	0	0	0	0	0	0	0	0	0
FARMS	0	0	0	0	0	0	0	0	0
Special Education	0	0	0	0	0	0	0	0	0

Out-of-School Suspension Rate ^{2 3 5}												
	Total Students Enrolled			Percent Students Enrolled			Number Students Suspended			Percent Students Suspended		
	2020	2021	2022	2020	2021	2022	2020	2021	2022	2020	2021	2022
All Students	604	555	565				4	See footnote 4.	2	.7	See footnote 4	.4
Female	284	268	280	47.0	48.3	49.6	0		2	.0		.8
Male	320	287	285	53.0	51.7	50.4	4		0	1.4		.0
Non-binary	--	--	--	--	--	--	--		--	--		--
Asian	73	83	86	12.1	15.0	15.2	0		1	.0		1.2
Black or African American	124	115	104	20.5	20.7	18.4	2		1	1.9		1.1
Hispanic/Latino	153	130	139	25.3	23.4	24.6	1		0	.8		.0
Two or More Races	44	33	45	7.3	5.9	8.0	1		0	2.6		.0
White	207	191	188	34.3	34.4	33.3	0		0	.0		.0
EML	76	71	66	12.6	12.8	11.7	0		0	.0		.0
FARMS	209	165	201	34.6	29.7	35.6	2		0	1.2		.0
Special Education	103	93	100	17.1	16.8	17.7	1		1	1.2		1.1

2021–2022 Reported Serious Incidents								
Description	Police Called		Description	Police Called		Description	Police Called	
	No	Yes		No	Yes		No	Yes
Academic Dishonesty	0	0	Drugs	0	0	Robbery, Strong-Armed	0	0
Accident	0	0	Extortion	0	0	Serious Injury	0	0
Alcohol	0	0	Fighting	0	0	Sex Related	0	0
Arrest	0	0	Fire, Not Arson	0	0	Suicide Related	0	0
Arson	0	0	Gang-Related Incident/Crime	0	0	Theft	0	0
Bomb	0	0	Hate Incident	0	0	Threat, Physical or Verbal	0	2
Bomb Threat	0	0	Malfunction, Essential Equip.	0	0	Vandalism	0	0
Bullying	0	0	Medical Assistance	1	0	Weapon	0	0
Bus	0	0	Missing Child	0	0	Weapon, Toy, Facsimile	0	0
Computer Abuse	0	0	Physical Assault/Attack	0	0	Other	0	0
Disruptive Behavior	0	1	Protective Services	0	0			

¹ Duplicated Count of Students

² Unduplicated Count of Students

³ Data suppressed (--) to comply with federal guidance (see Guidelines for Reporting Data on Page iii).

⁴ Due to the COVID-19 pandemic, the 2020–2021 suspension data is not published as the overall number of incidents was too small to be reported.

⁵ EML = Emergent Multilingual Learners, FARMS = Free and Reduced-price Meals System.

Clearspring Elementary School - #706

2021–2022 Bullying Incidents ⁶		2021–2022 Drills Conducted							
Number Reported	Number Confirmed	Fire	Evacuation	Reverse Evacuation	Shelter in Place	Drop, Cover, and Hold	Severe Weather	Active Assailant	Lockdown
0	0	6	1	1	1	1	1	0	1

2021–2022 Safety Incidents Requiring Alert Status							
Fire	Evacuation	Reverse Evacuation	Shelter in Place	Drop, Cover, and Hold	Severe Weather	Active Assailant	Lockdown
0	0	0	0	0	0	0	0

School Safety Programs	
Be Well 365 Visitor Management System	

⁶ The number of reported bullying incidents may differ from the number of bullying incidents reported as a serious incident because an event is identified as a serious incident only if it results in or leads to the death or serious injury of any person on an MCPS site or conducting MCPS business; potential or actual disruption of the planned school day; or, any of the other criteria outlined in MCPS Regulation COB-RA *Reporting a Serious Incident* (see page 459). Additional information can be found in the glossary on page 445.

Clopper Mill Elementary School - #100

Cluster Name: Northwest, Seneca Valley

18501 Cinnamon Drive Germantown, MD 20874

Office Phone: (240) 740-2180

School Hours: 9:25 - 3:50

www.montgomeryschoolsmd.org/schools/cloppermill/

Fax Number: (301) 353-8068

2021–2022 Number of Out-of-School Suspension Incidents Related to School Safety ^{1 3 5}									
	Arson Fire Explosives	Attack	Dangerous Substances	Disrespect Insubordination Disruption	Fighting	Theft	Threat	Weapons	Other
Total Incidents	0	0	0	0	0	0	0	0	0
Female	0	0	0	0	0	0	0	0	0
Male	0	0	0	0	0	0	0	0	0
Non-binary	--	--	--	--	--	--	--	--	--
Asian	0	0	0	0	0	0	0	0	0
Black or African American	0	0	0	0	0	0	0	0	0
Hispanic/Latino	0	0	0	0	0	0	0	0	0
Two or More Races	0	0	0	0	0	0	0	0	0
White	0	0	0	0	0	0	0	0	0
EML	0	0	0	0	0	0	0	0	0
FARMS	0	0	0	0	0	0	0	0	0
Special Education	0	0	0	0	0	0	0	0	0

Out-of-School Suspension Rate ^{2 3 5}												
	Total Students Enrolled			Percent Students Enrolled			Number Students Suspended			Percent Students Suspended		
	2020	2021	2022	2020	2021	2022	2020	2021	2022	2020	2021	2022
All Students	524	481	456				3	See footnote 4.	0	.7	See footnote 4	.0
Female	242	227	233	46.2	47.2	51.1	2		0	1.0		.0
Male	282	254	223	53.8	52.8	48.9	1		0	.4		.0
Non-binary	--	--	--	--	--	--	--		--	--		--
Asian	45	44	41	8.6	9.1	9.0	0		0	.0		.0
Black or African American	181	156	159	34.5	32.4	34.9	3		0	2.0		.0
Hispanic/Latino	246	225	211	46.9	46.8	46.3	0		0	.0		.0
Two or More Races	--	--	--	≤5.0	≤5.0	≤5.0	0		0	.0		.0
White	32	34	25	6.1	7.1	5.5	0		0	.0		.0
EML	161	141	118	30.7	29.3	25.9	0		0	.0		.0
FARMS	348	285	280	66.4	59.3	61.4	2		0	.7		.0
Special Education	65	79	75	12.4	16.4	16.4	2		0	3.7		.0

2021–2022 Reported Serious Incidents								
Description	Police Called		Description	Police Called		Description	Police Called	
	No	Yes		No	Yes		No	Yes
Academic Dishonesty	0	0	Drugs	0	0	Robbery, Strong-Armed	0	0
Accident	0	0	Extortion	0	0	Serious Injury	0	0
Alcohol	0	0	Fighting	0	0	Sex Related	0	0
Arrest	0	0	Fire, Not Arson	0	0	Suicide Related	0	0
Arson	0	0	Gang-Related Incident/Crime	0	0	Theft	0	0
Bomb	0	0	Hate Incident	0	0	Threat, Physical or Verbal	0	0
Bomb Threat	0	0	Malfunction, Essential Equip.	0	0	Vandalism	0	0
Bullying	0	0	Medical Assistance	3	0	Weapon	0	0
Bus	0	0	Missing Child	0	0	Weapon, Toy, Facsimile	0	0
Computer Abuse	0	0	Physical Assault/Attack	0	0	Other	0	0
Disruptive Behavior	0	0	Protective Services	0	0			

¹ Duplicated Count of Students

² Unduplicated Count of Students

³ Data suppressed (--) to comply with federal guidance (see Guidelines for Reporting Data on Page iii).

⁴ Due to the COVID-19 pandemic, the 2020–2021 suspension data is not published as the overall number of incidents was too small to be reported.

⁵ EML = Emergent Multilingual Learners, FARMS = Free and Reduced-price Meals System.

Clopper Mill Elementary School - #100

2021–2022 Bullying Incidents ⁶		2021–2022 Drills Conducted							
Number Reported	Number Confirmed	Fire	Evacuation	Reverse Evacuation	Shelter in Place	Drop, Cover, and Hold	Severe Weather	Active Assailant	Lockdown
0	0	5	1	1	1	1	1	0	1

2021–2022 Safety Incidents Requiring Alert Status							
Fire	Evacuation	Reverse Evacuation	Shelter in Place	Drop, Cover, and Hold	Severe Weather	Active Assailant	Lockdown
0	0	0	0	0	0	0	0

School Safety Programs	
Be Well 365 Visitor Management System	

⁶ The number of reported bullying incidents may differ from the number of bullying incidents reported as a serious incident because an event is identified as a serious incident only if it results in or leads to the death or serious injury of any person on an MCPS site or conducting MCPS business; potential or actual disruption of the planned school day; or, any of the other criteria outlined in MCPS Regulation COB-RA *Reporting a Serious Incident* (see page 459). Additional information can be found in the glossary on page 445.

Cloverly Elementary School - #308

Cluster Name: Northeast Consortium

800 Briggs Chaney Road Silver Spring, MD 20905

Office Phone: (301) 989-5770

School Hours: 9:00 - 3:25

www.montgomeryschoolsmd.org/schools/cloverlyes/

Fax Number: (301) 879-1035

2021–2022 Number of Out-of-School Suspension Incidents Related to School Safety ^{1 3 5}									
	Arson Fire Explosives	Attack	Dangerous Substances	Disrespect Insubordination Disruption	Fighting	Theft	Threat	Weapons	Other
Total Incidents	0	0	0	0	0	0	0	0	0
Female	0	0	0	0	0	0	0	0	0
Male	0	0	0	0	0	0	0	0	0
Non-binary	--	--	--	--	--	--	--	--	--
Asian	0	0	0	0	0	0	0	0	0
Black or African American	0	0	0	0	0	0	0	0	0
Hispanic/Latino	0	0	0	0	0	0	0	0	0
Two or More Races	0	0	0	0	0	0	0	0	0
White	0	0	0	0	0	0	0	0	0
EML	0	0	0	0	0	0	0	0	0
FARMS	0	0	0	0	0	0	0	0	0
Special Education	0	0	0	0	0	0	0	0	0

Out-of-School Suspension Rate ^{2 3 5}												
	Total Students Enrolled			Percent Students Enrolled			Number Students Suspended			Percent Students Suspended		
	2020	2021	2022	2020	2021	2022	2020	2021	2022	2020	2021	2022
All Students	527	490	485				0	See footnote 4.	0	.0	See footnote 4	.0
Female	238	220	218	45.2	44.9	44.9	0		0	.0		.0
Male	289	270	267	54.8	55.1	55.1	0		0	.0		.0
Non-binary	--	--	--	--	--	--	--		--	--		--
Asian	79	73	74	15.0	14.9	15.3	0		0	.0		.0
Black or African American	143	135	130	27.1	27.6	26.8	0		0	.0		.0
Hispanic/Latino	143	136	137	27.1	27.8	28.2	0		0	.0		.0
Two or More Races	39	31	27	7.4	6.3	5.6	0		0	.0		.0
White	122	114	115	23.1	23.3	23.7	0		0	.0		.0
EML	91	99	86	17.3	20.2	17.7	0		0	.0		.0
FARMS	124	90	130	23.5	18.4	26.8	0		0	.0		.0
Special Education	133	115	121	25.2	23.5	24.9	0		0	.0		.0

2021–2022 Reported Serious Incidents								
Description	Police Called		Description	Police Called		Description	Police Called	
	No	Yes		No	Yes		No	Yes
Academic Dishonesty	0	0	Drugs	0	0	Robbery, Strong-Armed	0	0
Accident	2	1	Extortion	0	0	Serious Injury	0	0
Alcohol	0	0	Fighting	0	0	Sex Related	0	1
Arrest	0	0	Fire, Not Arson	0	0	Suicide Related	0	0
Arson	0	0	Gang-Related Incident/Crime	0	0	Theft	0	0
Bomb	0	0	Hate Incident	0	0	Threat, Physical or Verbal	0	0
Bomb Threat	0	0	Malfunction, Essential Equip.	0	0	Vandalism	0	0
Bullying	0	0	Medical Assistance	1	0	Weapon	0	1
Bus	0	0	Missing Child	0	0	Weapon, Toy, Facsimile	0	0
Computer Abuse	0	0	Physical Assault/Attack	0	0	Other	0	0
Disruptive Behavior	0	0	Protective Services	0	0			

¹ Duplicated Count of Students

² Unduplicated Count of Students

³ Data suppressed (--) to comply with federal guidance (see Guidelines for Reporting Data on Page iii).

⁴ Due to the COVID-19 pandemic, the 2020–2021 suspension data is not published as the overall number of incidents was too small to be reported.

⁵ EML = Emergent Multilingual Learners, FARMS = Free and Reduced-price Meals System.

Cloverly Elementary School - #308

2021–2022 Bullying Incidents ⁶		2021–2022 Drills Conducted							
Number Reported	Number Confirmed	Fire	Evacuation	Reverse Evacuation	Shelter in Place	Drop, Cover, and Hold	Severe Weather	Active Assailant	Lockdown
0	0	8	1	1	1	1	1	0	1

2021–2022 Safety Incidents Requiring Alert Status							
Fire	Evacuation	Reverse Evacuation	Shelter in Place	Drop, Cover, and Hold	Severe Weather	Active Assailant	Lockdown
0	0	0	1	0	0	0	0

School Safety Programs	
Be Well 365 Restorative Justice Visitor Management System	

⁶ The number of reported bullying incidents may differ from the number of bullying incidents reported as a serious incident because an event is identified as a serious incident only if it results in or leads to the death or serious injury of any person on an MCPS site or conducting MCPS business; potential or actual disruption of the planned school day; or, any of the other criteria outlined in MCPS Regulation COB-RA *Reporting a Serious Incident* (see page 459). Additional information can be found in the glossary on page 445.

Cold Spring Elementary School - #238

Cluster Name: Thomas S. Wootton

9201 Falls Chapel Way Potomac, MD 20854

Office Phone: (240) 740-4390

School Hours: 9:00 - 3:25

www.montgomeryschoolsmd.org/schools/coldspringes/

Fax Number: (301) 279-3226

2021–2022 Number of Out-of-School Suspension Incidents Related to School Safety ^{1 3 5}									
	Arson Fire Explosives	Attack	Dangerous Substances	Disrespect Insubordination Disruption	Fighting	Theft	Threat	Weapons	Other
Total Incidents	0	0	0	0	0	0	0	0	0
Female	0	0	0	0	0	0	0	0	0
Male	0	0	0	0	0	0	0	0	0
Non-binary	--	--	--	--	--	--	--	--	--
Asian	0	0	0	0	0	0	0	0	0
Black or African American	0	0	0	0	0	0	0	0	0
Hispanic/Latino	0	0	0	0	0	0	0	0	0
Two or More Races	0	0	0	0	0	0	0	0	0
White	0	0	0	0	0	0	0	0	0
EML	--	--	--	--	--	--	--	--	--
FARMS	--	--	--	--	--	--	--	--	--
Special Education	0	0	0	0	0	0	0	0	0

Out-of-School Suspension Rate ^{2 3 5}												
	Total Students Enrolled			Percent Students Enrolled			Number Students Suspended			Percent Students Suspended		
	2020	2021	2022	2020	2021	2022	2020	2021	2022	2020	2021	2022
All Students	335	319	337				0	See footnote 4.	0	.0	See footnote 4	.0
Female	156	137	144	46.6	42.9	42.7	0		0	.0		.0
Male	179	182	193	53.4	57.1	57.3	0		0	.0		.0
Non-binary	--	--	--	--	--	--	--		--	--		--
Asian	137	130	136	40.9	40.8	40.4	0		0	.0		.0
Black or African American	--	--	--	≤5.0	≤5.0	≤5.0	0		0	.0		.0
Hispanic/Latino	18	--	18	5.4	≤5.0	5.3	0		0	.0		.0
Two or More Races	29	24	28	8.7	7.5	8.3	0		0	.0		.0
White	139	137	141	41.5	42.9	41.8	0		0	.0		.0
EML	--	--	--	--	≤5.0	--	--		--	--		--
FARMS	--	--	--	--	--	--	--		--	--		--
Special Education	20	30	24	6.0	9.4	7.1	0		0	.0		.0

2021–2022 Reported Serious Incidents								
Description	Police Called		Description	Police Called		Description	Police Called	
	No	Yes		No	Yes		No	Yes
Academic Dishonesty	0	0	Drugs	0	0	Robbery, Strong-Armed	0	0
Accident	1	0	Extortion	0	0	Serious Injury	0	0
Alcohol	0	0	Fighting	0	0	Sex Related	0	0
Arrest	0	0	Fire, Not Arson	0	0	Suicide Related	0	0
Arson	0	0	Gang-Related Incident/Crime	0	0	Theft	0	0
Bomb	0	0	Hate Incident	0	0	Threat, Physical or Verbal	0	0
Bomb Threat	0	0	Malfunction, Essential Equip.	0	0	Vandalism	0	0
Bullying	0	0	Medical Assistance	2	0	Weapon	0	0
Bus	0	0	Missing Child	0	0	Weapon, Toy, Facsimile	0	0
Computer Abuse	0	0	Physical Assault/Attack	0	0	Other	0	0
Disruptive Behavior	0	1	Protective Services	0	0			

¹ Duplicated Count of Students

² Unduplicated Count of Students

³ Data suppressed (--) to comply with federal guidance (see Guidelines for Reporting Data on Page iii).

⁴ Due to the COVID-19 pandemic, the 2020–2021 suspension data is not published as the overall number of incidents was too small to be reported.

⁵ EML = Emergent Multilingual Learners, FARMS = Free and Reduced-price Meals System.

Cold Spring Elementary School - #238

2021–2022 Bullying Incidents ⁶		2021–2022 Drills Conducted							
Number Reported	Number Confirmed	Fire	Evacuation	Reverse Evacuation	Shelter in Place	Drop, Cover, and Hold	Severe Weather	Active Assailant	Lockdown
0	0	5	1	1	1	1	1	1	1

2021–2022 Safety Incidents Requiring Alert Status							
Fire	Evacuation	Reverse Evacuation	Shelter in Place	Drop, Cover, and Hold	Severe Weather	Active Assailant	Lockdown
0	0	0	0	0	0	0	0

School Safety Programs	
Be Well 365 Restorative Justice Visitor Management System	

⁶ The number of reported bullying incidents may differ from the number of bullying incidents reported as a serious incident because an event is identified as a serious incident only if it results in or leads to the death or serious injury of any person on an MCPS site or conducting MCPS business; potential or actual disruption of the planned school day; or, any of the other criteria outlined in MCPS Regulation COB-RA *Reporting a Serious Incident* (see page 459). Additional information can be found in the glossary on page 445.

College Gardens Elementary School - #229

Cluster Name: Richard Montgomery

1700 Yale Place Rockville, MD 20850

Office Phone: (301) 279-8470

School Hours: 9:25 - 3:50

www.montgomeryschoolsmd.org/schools/collegedgardenses/

Fax Number: (301) 279-8473

2021–2022 Number of Out-of-School Suspension Incidents Related to School Safety ^{1 3 5}									
	Arson Fire Explosives	Attack	Dangerous Substances	Disrespect Insubordination Disruption	Fighting	Theft	Threat	Weapons	Other
Total Incidents	0	0	0	0	0	0	0	0	0
Female	0	0	0	0	0	0	0	0	0
Male	0	0	0	0	0	0	0	0	0
Non-binary	--	--	--	--	--	--	--	--	--
Asian	0	0	0	0	0	0	0	0	0
Black or African American	0	0	0	0	0	0	0	0	0
Hispanic/Latino	0	0	0	0	0	0	0	0	0
Two or More Races	0	0	0	0	0	0	0	0	0
White	0	0	0	0	0	0	0	0	0
EML	0	0	0	0	0	0	0	0	0
FARMS	0	0	0	0	0	0	0	0	0
Special Education	0	0	0	0	0	0	0	0	0

Out-of-School Suspension Rate ^{2 3 5}												
	Total Students Enrolled			Percent Students Enrolled			Number Students Suspended			Percent Students Suspended		
	2020	2021	2022	2020	2021	2022	2020	2021	2022	2020	2021	2022
All Students	649	567	518				0	See footnote 4.	0	.0	See footnote 4	.0
Female	306	280	265	47.1	49.4	51.2	0		0	.0		.0
Male	343	287	253	52.9	50.6	48.8	0		0	.0		.0
Non-binary	--	--	--	--	--	--	--		--	--		--
Asian	127	111	108	19.6	19.6	20.8	0		0	.0		.0
Black or African American	148	144	119	22.8	25.4	23.0	0		0	.0		.0
Hispanic/Latino	125	116	110	19.3	20.5	21.2	0		0	.0		.0
Two or More Races	51	41	38	7.9	7.2	7.3	0		0	.0		.0
White	197	153	141	30.4	27.0	27.2	0		0	.0		.0
EML	108	95	76	16.6	16.8	14.7	0		0	.0		.0
FARMS	136	125	134	21.0	22.0	25.9	0		0	.0		.0
Special Education	72	76	75	11.1	13.4	14.5	0		0	.0		.0

2021–2022 Reported Serious Incidents								
Description	Police Called		Description	Police Called		Description	Police Called	
	No	Yes		No	Yes		No	Yes
Academic Dishonesty	0	0	Drugs	0	0	Robbery, Strong-Armed	0	0
Accident	1	0	Extortion	0	0	Serious Injury	0	0
Alcohol	0	0	Fighting	0	0	Sex Related	1	1
Arrest	0	0	Fire, Not Arson	0	0	Suicide Related	0	0
Arson	0	0	Gang-Related Incident/Crime	0	0	Theft	0	0
Bomb	0	0	Hate Incident	0	0	Threat, Physical or Verbal	1	2
Bomb Threat	0	0	Malfunction, Essential Equip.	2	0	Vandalism	0	0
Bullying	0	0	Medical Assistance	6	0	Weapon	0	0
Bus	0	0	Missing Child	1	0	Weapon, Toy, Facsimile	0	0
Computer Abuse	0	0	Physical Assault/Attack	0	0	Other	0	0
Disruptive Behavior	1	1	Protective Services	0	0			

¹ Duplicated Count of Students

² Unduplicated Count of Students

³ Data suppressed (--) to comply with federal guidance (see Guidelines for Reporting Data on Page iii).

⁴ Due to the COVID-19 pandemic, the 2020–2021 suspension data is not published as the overall number of incidents was too small to be reported.

⁵ EML = Emergent Multilingual Learners, FARMS = Free and Reduced-price Meals System.

College Gardens Elementary School - #229

2021–2022 Bullying Incidents ⁶		2021–2022 Drills Conducted							
Number Reported	Number Confirmed	Fire	Evacuation	Reverse Evacuation	Shelter in Place	Drop, Cover, and Hold	Severe Weather	Active Assailant	Lockdown
0	0	5	1	1	1	1	1	1	1

2021–2022 Safety Incidents Requiring Alert Status							
Fire	Evacuation	Reverse Evacuation	Shelter in Place	Drop, Cover, and Hold	Severe Weather	Active Assailant	Lockdown
2	0	0	0	0	0	0	0

School Safety Programs	
Be Well 365 Visitor Management System	

⁶ The number of reported bullying incidents may differ from the number of bullying incidents reported as a serious incident because an event is identified as a serious incident only if it results in or leads to the death or serious injury of any person on an MCPS site or conducting MCPS business; potential or actual disruption of the planned school day; or, any of the other criteria outlined in MCPS Regulation COB-RA *Reporting a Serious Incident* (see page 459). Additional information can be found in the glossary on page 445.

Cresthaven Elementary School - #808

Cluster Name: Northeast Consortium

1234 Cresthaven Drive Silver Spring, MD 20903

Office Phone: (240) 740-0580

School Hours: 9:25 - 3:50

www.montgomeryschoolsmd.org/schools/cresthavenes/

Fax Number: (301) 431-7660

2021–2022 Number of Out-of-School Suspension Incidents Related to School Safety ^{1 3 5}									
	Arson Fire Explosives	Attack	Dangerous Substances	Disrespect Insubordination Disruption	Fighting	Theft	Threat	Weapons	Other
Total Incidents	0	0	0	0	0	0	0	0	0
Female	0	0	0	0	0	0	0	0	0
Male	0	0	0	0	0	0	0	0	0
Non-binary	--	--	--	--	--	--	--	--	--
Asian	0	0	0	0	0	0	0	0	0
Black or African American	0	0	0	0	0	0	0	0	0
Hispanic/Latino	0	0	0	0	0	0	0	0	0
Two or More Races	--	--	--	--	--	--	--	--	--
White	0	0	0	0	0	0	0	0	0
EML	0	0	0	0	0	0	0	0	0
FARMS	0	0	0	0	0	0	0	0	0
Special Education	0	0	0	0	0	0	0	0	0

Out-of-School Suspension Rate ^{2 3 5}												
	Total Students Enrolled			Percent Students Enrolled			Number Students Suspended			Percent Students Suspended		
	2020	2021	2022	2020	2021	2022	2020	2021	2022	2020	2021	2022
All Students	502	478	493				2	See footnote 4.	0	.4	See footnote 4	.0
Female	211	194	225	42.0	40.6	45.6	1		0	.5		.0
Male	291	284	268	58.0	59.4	54.4	1		0	.3		.0
Non-binary	--	--	--	--	--	--	--		--	--		--
Asian	32	37	40	6.4	7.7	8.1	0		0	.0		.0
Black or African American	189	182	189	37.6	38.1	38.3	2		0	1.1		.0
Hispanic/Latino	256	244	240	51.0	51.0	48.7	0		0	.0		.0
Two or More Races	--	--	--	--	--	--	--		--	--		--
White	--	--	--	≤5.0	--	≤5.0	0		0	.0		.0
EML	235	271	247	46.8	56.7	50.1	0		0	.0		.0
FARMS	369	279	382	73.5	58.4	77.5	2		0	.5		.0
Special Education	97	87	79	19.3	18.2	16.0	2		0	2.4		.0

2021–2022 Reported Serious Incidents								
Description	Police Called		Description	Police Called		Description	Police Called	
	No	Yes		No	Yes		No	Yes
Academic Dishonesty	0	0	Drugs	0	0	Robbery, Strong-Armed	0	0
Accident	1	0	Extortion	0	0	Serious Injury	0	0
Alcohol	0	0	Fighting	0	0	Sex Related	0	0
Arrest	0	0	Fire, Not Arson	0	0	Suicide Related	0	0
Arson	0	0	Gang-Related Incident/Crime	0	0	Theft	0	0
Bomb	0	0	Hate Incident	0	0	Threat, Physical or Verbal	0	0
Bomb Threat	0	0	Malfunction, Essential Equip.	0	0	Vandalism	0	0
Bullying	0	0	Medical Assistance	1	0	Weapon	0	0
Bus	0	0	Missing Child	0	1	Weapon, Toy, Facsimile	0	0
Computer Abuse	0	0	Physical Assault/Attack	0	0	Other	0	0
Disruptive Behavior	0	0	Protective Services	0	0			

¹ Duplicated Count of Students

² Unduplicated Count of Students

³ Data suppressed (--) to comply with federal guidance (see Guidelines for Reporting Data on Page iii).

⁴ Due to the COVID-19 pandemic, the 2020–2021 suspension data is not published as the overall number of incidents was too small to be reported.

⁵ EML = Emergent Multilingual Learners, FARMS = Free and Reduced-price Meals System.

Cresthaven Elementary School - #808

2021–2022 Bullying Incidents ⁶		2021–2022 Drills Conducted							
Number Reported	Number Confirmed	Fire	Evacuation	Reverse Evacuation	Shelter in Place	Drop, Cover, and Hold	Severe Weather	Active Assailant	Lockdown
0	0	5	0	0	1	0	1	1	1

2021–2022 Safety Incidents Requiring Alert Status							
Fire	Evacuation	Reverse Evacuation	Shelter in Place	Drop, Cover, and Hold	Severe Weather	Active Assailant	Lockdown
0	0	0	0	0	0	0	0

School Safety Programs	
Be Well 365 Visitor Management System	

⁶ The number of reported bullying incidents may differ from the number of bullying incidents reported as a serious incident because an event is identified as a serious incident only if it results in or leads to the death or serious injury of any person on an MCPS site or conducting MCPS business; potential or actual disruption of the planned school day; or, any of the other criteria outlined in MCPS Regulation COB-RA *Reporting a Serious Incident* (see page 459). Additional information can be found in the glossary on page 445.

Capt. James E. Daly Elementary School - #111

Cluster Name: Clarksburg
School Hours: 9:25 - 3:50

20301 Brandermill Drive Germantown, MD 20876
www.montgomeryschoolsmd.org/schools/dalys/

Office Phone: (240) 740-0600
Fax Number: (301) 353-0872

2021–2022 Number of Out-of-School Suspension Incidents Related to School Safety ^{1 3 5}									
	Arson Fire Explosives	Attack	Dangerous Substances	Disrespect Insubordination Disruption	Fighting	Theft	Threat	Weapons	Other
Total Incidents	0	1	0	0	1	0	1	0	0
Female	0	0	0	0	1	0	0	0	0
Male	0	1	0	0	0	0	1	0	0
Non-binary	--	--	--	--	--	--	--	--	--
Asian	0	0	0	0	0	0	0	0	0
Black or African American	0	1	0	0	1	0	1	0	0
Hispanic/Latino	0	0	0	0	0	0	0	0	0
Two or More Races	0	0	0	0	0	0	0	0	0
White	0	0	0	0	0	0	0	0	0
EML	0	0	0	0	0	0	0	0	0
FARMS	0	1	0	0	1	0	1	0	0
Special Education	0	0	0	0	0	0	0	0	0

Out-of-School Suspension Rate ^{2 3 5}												
	Total Students Enrolled			Percent Students Enrolled			Number Students Suspended			Percent Students Suspended		
	2020	2021	2022	2020	2021	2022	2020	2021	2022	2020	2021	2022
All Students	610	573	527				7	See footnote 4.	3	1.2	See footnote 4	.6
Female	290	272	244	47.5	47.5	46.3	0		2	.0		.8
Male	320	301	283	52.5	52.5	53.7	7		1	2.3		.4
Non-binary	--	--	--	--	--	--	--		--	--		--
Asian	41	36	27	6.7	6.3	5.1	0		0	.0		.0
Black or African American	196	180	159	32.1	31.4	30.2	5		3	2.5		2.0
Hispanic/Latino	325	312	297	53.3	54.5	56.4	2		0	.7		.0
Two or More Races	--	--	--	≤5.0	≤5.0	≤5.0	0		0	.0		.0
White	32	--	29	5.2	≤5.0	5.5	0		0	.0		.0
EML	278	284	243	45.6	49.6	46.1	2		0	.8		.0
FARMS	468	394	387	76.7	68.8	73.4	6		2	1.4		.5
Special Education	65	53	44	10.7	9.2	8.3	3		0	5.2		.0

2021–2022 Reported Serious Incidents								
Description	Police Called		Description	Police Called		Description	Police Called	
	No	Yes		No	Yes		No	Yes
Academic Dishonesty	0	0	Drugs	0	0	Robbery, Strong-Armed	0	0
Accident	1	0	Extortion	0	0	Serious Injury	0	0
Alcohol	0	0	Fighting	0	0	Sex Related	1	1
Arrest	0	0	Fire, Not Arson	0	0	Suicide Related	0	0
Arson	0	0	Gang-Related Incident/Crime	0	0	Theft	0	0
Bomb	0	0	Hate Incident	0	0	Threat, Physical or Verbal	1	1
Bomb Threat	0	0	Malfunction, Essential Equip.	0	0	Vandalism	0	0
Bullying	0	1	Medical Assistance	3	0	Weapon	0	0
Bus	0	0	Missing Child	0	0	Weapon, Toy, Facsimile	0	0
Computer Abuse	0	0	Physical Assault/Attack	1	0	Other	1	1
Disruptive Behavior	1	0	Protective Services	0	0			

¹ Duplicated Count of Students

² Unduplicated Count of Students

³ Data suppressed (--) to comply with federal guidance (see Guidelines for Reporting Data on Page iii).

⁴ Due to the COVID-19 pandemic, the 2020–2021 suspension data is not published as the overall number of incidents was too small to be reported.

⁵ EML = Emergent Multilingual Learners, FARMS = Free and Reduced-price Meals System.

Capt. James E. Daly Elementary School - #111

2021–2022 Bullying Incidents ⁶		2021–2022 Drills Conducted							
Number Reported	Number Confirmed	Fire	Evacuation	Reverse Evacuation	Shelter in Place	Drop, Cover, and Hold	Severe Weather	Active Assailant	Lockdown
0	0	4	1	1	1	1	1	1	1

2021–2022 Safety Incidents Requiring Alert Status							
Fire	Evacuation	Reverse Evacuation	Shelter in Place	Drop, Cover, and Hold	Severe Weather	Active Assailant	Lockdown
0	0	0	0	0	0	0	0

School Safety Programs	
Be Well 365 Visitor Management System	

⁶ The number of reported bullying incidents may differ from the number of bullying incidents reported as a serious incident because an event is identified as a serious incident only if it results in or leads to the death or serious injury of any person on an MCPS site or conducting MCPS business; potential or actual disruption of the planned school day; or, any of the other criteria outlined in MCPS Regulation COB-RA *Reporting a Serious Incident* (see page 459). Additional information can be found in the glossary on page 445.

Damascus Elementary School - #702

Cluster Name: Damascus
School Hours: 9:25 - 3:50

10201 Bethesda Church Road Damascus, MD 20872
www.montgomeryschoolsmd.org/schools/damascuses/

Office Phone: (240) 740-6180
Fax Number: (301) 253-8717

2021–2022 Number of Out-of-School Suspension Incidents Related to School Safety ^{1 3 5}									
	Arson Fire Explosives	Attack	Dangerous Substances	Disrespect Insubordination Disruption	Fighting	Theft	Threat	Weapons	Other
Total Incidents	0	0	0	0	0	0	0	0	0
Female	0	0	0	0	0	0	0	0	0
Male	0	0	0	0	0	0	0	0	0
Non-binary	--	--	--	--	--	--	--	--	--
Asian	0	0	0	0	0	0	0	0	0
Black or African American	0	0	0	0	0	0	0	0	0
Hispanic/Latino	0	0	0	0	0	0	0	0	0
Two or More Races	0	0	0	0	0	0	0	0	0
White	0	0	0	0	0	0	0	0	0
EML	0	0	0	0	0	0	0	0	0
FARMS	0	0	0	0	0	0	0	0	0
Special Education	0	0	0	0	0	0	0	0	0

Out-of-School Suspension Rate ^{2 3 5}												
	Total Students Enrolled			Percent Students Enrolled			Number Students Suspended			Percent Students Suspended		
	2020	2021	2022	2020	2021	2022	2020	2021	2022	2020	2021	2022
All Students	367	348	363				1	See footnote 4.	0	.3	See footnote 4	.0
Female	175	172	173	47.7	49.4	47.7	0		0	.0		.0
Male	192	176	190	52.3	50.6	52.3	1		0	.5		.0
Non-binary	--	--	--	--	--	--	--		--	--		--
Asian	--	20	19	≤5.0	5.7	5.2	0		0	.0		.0
Black or African American	23	22	28	6.3	6.3	7.7	0		0	.0		.0
Hispanic/Latino	135	144	163	36.8	41.4	44.9	0		0	.0		.0
Two or More Races	21	21	20	5.7	6.0	5.5	0		0	.0		.0
White	169	139	132	46.0	39.9	36.4	1		0	.6		.0
EML	75	87	92	20.4	25.0	25.3	0		0	.0		.0
FARMS	112	93	117	30.5	26.7	32.2	0		0	.0		.0
Special Education	81	81	90	22.1	23.3	24.8	1		0	1.4		.0

2021–2022 Reported Serious Incidents								
Description	Police Called		Description	Police Called		Description	Police Called	
	No	Yes		No	Yes		No	Yes
Academic Dishonesty	0	0	Drugs	0	0	Robbery, Strong-Armed	0	0
Accident	1	1	Extortion	0	0	Serious Injury	0	0
Alcohol	0	0	Fighting	0	0	Sex Related	0	0
Arrest	0	0	Fire, Not Arson	0	0	Suicide Related	0	0
Arson	0	0	Gang-Related Incident/Crime	0	0	Theft	0	0
Bomb	0	0	Hate Incident	0	0	Threat, Physical or Verbal	0	1
Bomb Threat	0	0	Malfunction, Essential Equip.	1	0	Vandalism	0	0
Bullying	0	0	Medical Assistance	1	0	Weapon	0	0
Bus	0	0	Missing Child	0	0	Weapon, Toy, Facsimile	0	0
Computer Abuse	0	0	Physical Assault/Attack	0	0	Other	0	0
Disruptive Behavior	1	1	Protective Services	0	0			

¹ Duplicated Count of Students

² Unduplicated Count of Students

³ Data suppressed (--) to comply with federal guidance (see Guidelines for Reporting Data on Page iii).

⁴ Due to the COVID-19 pandemic, the 2020–2021 suspension data is not published as the overall number of incidents was too small to be reported.

⁵ EML = Emergent Multilingual Learners, FARMS = Free and Reduced-price Meals System.

Damascus Elementary School - #702

2021–2022 Bullying Incidents ⁶		2021–2022 Drills Conducted							
Number Reported	Number Confirmed	Fire	Evacuation	Reverse Evacuation	Shelter in Place	Drop, Cover, and Hold	Severe Weather	Active Assailant	Lockdown
0	0	8	1	1	1	1	1	0	1

2021–2022 Safety Incidents Requiring Alert Status							
Fire	Evacuation	Reverse Evacuation	Shelter in Place	Drop, Cover, and Hold	Severe Weather	Active Assailant	Lockdown
1	0	0	0	0	0	0	0

School Safety Programs	
Be Well 365 Visitor Management System	

⁶ The number of reported bullying incidents may differ from the number of bullying incidents reported as a serious incident because an event is identified as a serious incident only if it results in or leads to the death or serious injury of any person on an MCPS site or conducting MCPS business; potential or actual disruption of the planned school day; or, any of the other criteria outlined in MCPS Regulation COB-RA *Reporting a Serious Incident* (see page 459). Additional information can be found in the glossary on page 445.

Darnestown Elementary School - #351

Cluster Name: Northwest
School Hours: 9:25 - 3:50

15030 Turkey Foot Road Gaithersburg, MD 20878
www.montgomeryschoolsmd.org/schools/darnestownes/

Office Phone: (301) 284-4260
Fax Number: (301) 548-7527

2021–2022 Number of Out-of-School Suspension Incidents Related to School Safety ^{1 3 5}									
	Arson Fire Explosives	Attack	Dangerous Substances	Disrespect Insubordination Disruption	Fighting	Theft	Threat	Weapons	Other
Total Incidents	0	0	0	0	0	0	2	0	0
Female	0	0	0	0	0	0	0	0	0
Male	0	0	0	0	0	0	2	0	0
Non-binary	--	--	--	--	--	--	--	--	--
Asian	0	0	0	0	0	0	1	0	0
Black or African American	0	0	0	0	0	0	0	0	0
Hispanic/Latino	0	0	0	0	0	0	0	0	0
Two or More Races	0	0	0	0	0	0	0	0	0
White	0	0	0	0	0	0	1	0	0
EML	0	0	0	0	0	0	1	0	0
FARMS	0	0	0	0	0	0	1	0	0
Special Education	0	0	0	0	0	0	2	0	0

Out-of-School Suspension Rate ^{2 3 5}												
	Total Students Enrolled			Percent Students Enrolled			Number Students Suspended			Percent Students Suspended		
	2020	2021	2022	2020	2021	2022	2020	2021	2022	2020	2021	2022
All Students	327	292	319				1	See footnote 4.	2	.3	See footnote 4	.6
Female	160	138	145	48.9	47.3	45.5	0		2	.0		1.4
Male	167	154	174	51.1	52.7	54.5	1		0	.6		.0
Non-binary	--	--	--	--	--	--	--		--	--		--
Asian	42	38	39	12.8	13.0	12.2	0		1	.0		2.6
Black or African American	24	26	28	7.3	8.9	8.8	1		0	4.0		.0
Hispanic/Latino	25	22	32	7.6	7.5	10.0	0		0	.0		.0
Two or More Races	--	17	25	≤5.0	5.8	7.8	0		0	.0		.0
White	220	189	194	67.3	64.7	60.8	0		1	.0		.5
EML	24	27	29	7.3	9.2	9.1	0		1	.0		3.4
FARMS	23	--	33	7.0	≤5.0	10.3	0		1	.0		3.0
Special Education	61	58	69	18.7	19.9	21.6	1		2	1.8		2.9

2021–2022 Reported Serious Incidents								
Description	Police Called		Description	Police Called		Description	Police Called	
	No	Yes		No	Yes		No	Yes
Academic Dishonesty	0	0	Drugs	0	0	Robbery, Strong-Armed	0	0
Accident	1	2	Extortion	0	0	Serious Injury	0	0
Alcohol	0	0	Fighting	0	0	Sex Related	7	0
Arrest	0	0	Fire, Not Arson	0	0	Suicide Related	0	0
Arson	0	0	Gang-Related Incident/Crime	0	0	Theft	0	0
Bomb	0	0	Hate Incident	1	0	Threat, Physical or Verbal	0	0
Bomb Threat	0	0	Malfunction, Essential Equip.	1	0	Vandalism	0	0
Bullying	0	0	Medical Assistance	2	0	Weapon	0	0
Bus	0	0	Missing Child	0	0	Weapon, Toy, Facsimile	0	0
Computer Abuse	0	0	Physical Assault/Attack	0	1	Other	0	0
Disruptive Behavior	0	2	Protective Services	0	0			

¹ Duplicated Count of Students

² Unduplicated Count of Students

³ Data suppressed (--) to comply with federal guidance (see Guidelines for Reporting Data on Page iii).

⁴ Due to the COVID-19 pandemic, the 2020–2021 suspension data is not published as the overall number of incidents was too small to be reported.

⁵ EML = Emergent Multilingual Learners, FARMS = Free and Reduced-price Meals System.

Darnestown Elementary School - #351

2021–2022 Bullying Incidents ⁶		2021–2022 Drills Conducted							
Number Reported	Number Confirmed	Fire	Evacuation	Reverse Evacuation	Shelter in Place	Drop, Cover, and Hold	Severe Weather	Active Assailant	Lockdown
19	16	4	1	1	1	1	1	1	1

2021–2022 Safety Incidents Requiring Alert Status							
Fire	Evacuation	Reverse Evacuation	Shelter in Place	Drop, Cover, and Hold	Severe Weather	Active Assailant	Lockdown
1	0	0	0	0	0	0	0

School Safety Programs	
Be Well 365 Visitor Management System	

⁶ The number of reported bullying incidents may differ from the number of bullying incidents reported as a serious incident because an event is identified as a serious incident only if it results in or leads to the death or serious injury of any person on an MCPS site or conducting MCPS business; potential or actual disruption of the planned school day; or, any of the other criteria outlined in MCPS Regulation COB-RA *Reporting a Serious Incident* (see page 459). Additional information can be found in the glossary on page 445.

Diamond Elementary School - #570

Cluster Name: Northwest, Quince Orchard

4 Marquis Drive Gaithersburg, MD 20878

Office Phone: (240) 740-2120

School Hours: 9:25 - 3:50

www.montgomeryschoolsmd.org/schools/diamondes/

Fax Number: (301) 840-4506

2021–2022 Number of Out-of-School Suspension Incidents Related to School Safety ^{1 3 5}									
	Arson Fire Explosives	Attack	Dangerous Substances	Disrespect Insubordination Disruption	Fighting	Theft	Threat	Weapons	Other
Total Incidents	0	0	0	0	0	0	0	0	0
Female	0	0	0	0	0	0	0	0	0
Male	0	0	0	0	0	0	0	0	0
Non-binary	--	--	--	--	--	--	--	--	--
Asian	0	0	0	0	0	0	0	0	0
Black or African American	0	0	0	0	0	0	0	0	0
Hispanic/Latino	0	0	0	0	0	0	0	0	0
Two or More Races	0	0	0	0	0	0	0	0	0
White	0	0	0	0	0	0	0	0	0
EML	0	0	0	0	0	0	0	0	0
FARMS	0	0	0	0	0	0	0	0	0
Special Education	0	0	0	0	0	0	0	0	0

Out-of-School Suspension Rate ^{2 3 5}												
	Total Students Enrolled			Percent Students Enrolled			Number Students Suspended			Percent Students Suspended		
	2020	2021	2022	2020	2021	2022	2020	2021	2022	2020	2021	2022
All Students	795	773	712				0	See footnote 4.	0	.0	See footnote 4	.0
Female	380	351	321	47.8	45.4	45.1	0		0	.0		.0
Male	415	422	391	52.2	54.6	54.9	0		0	.0		.0
Non-binary	--	--	--	--	--	--	--		--	--		--
Asian	404	388	351	50.8	50.2	49.3	0		0	.0		.0
Black or African American	66	69	70	8.3	8.9	9.8	0		0	.0		.0
Hispanic/Latino	76	84	80	9.6	10.9	11.2	0		0	.0		.0
Two or More Races	43	--	39	5.4	≤5.0	5.5	0		0	.0		.0
White	206	194	167	25.9	25.1	23.5	0		0	.0		.0
EML	175	228	162	22.0	29.5	22.8	0		0	.0		.0
FARMS	67	50	61	8.4	6.5	8.6	0		0	.0		.0
Special Education	105	115	101	13.2	14.9	14.2	0		0	.0		.0

2021–2022 Reported Serious Incidents								
Description	Police Called		Description	Police Called		Description	Police Called	
	No	Yes		No	Yes		No	Yes
Academic Dishonesty	0	0	Drugs	0	0	Robbery, Strong-Armed	0	0
Accident	0	0	Extortion	0	0	Serious Injury	0	0
Alcohol	0	0	Fighting	0	0	Sex Related	0	0
Arrest	0	0	Fire, Not Arson	0	0	Suicide Related	0	0
Arson	0	0	Gang-Related Incident/Crime	0	0	Theft	0	0
Bomb	0	0	Hate Incident	0	1	Threat, Physical or Verbal	0	0
Bomb Threat	0	0	Malfunction, Essential Equip.	0	0	Vandalism	0	1
Bullying	0	0	Medical Assistance	7	0	Weapon	1	0
Bus	0	0	Missing Child	0	0	Weapon, Toy, Facsimile	0	0
Computer Abuse	0	0	Physical Assault/Attack	0	0	Other	0	0
Disruptive Behavior	0	1	Protective Services	0	0			

¹ Duplicated Count of Students

² Unduplicated Count of Students

³ Data suppressed (--) to comply with federal guidance (see Guidelines for Reporting Data on Page iii).

⁴ Due to the COVID-19 pandemic, the 2020–2021 suspension data is not published as the overall number of incidents was too small to be reported.

⁵ EML = Emergent Multilingual Learners, FARMS = Free and Reduced-price Meals System.

Diamond Elementary School - #570

2021–2022 Bullying Incidents ⁶		2021–2022 Drills Conducted							
Number Reported	Number Confirmed	Fire	Evacuation	Reverse Evacuation	Shelter in Place	Drop, Cover, and Hold	Severe Weather	Active Assailant	Lockdown
0	0	5	1	1	1	1	1	1	1

2021–2022 Safety Incidents Requiring Alert Status							
Fire	Evacuation	Reverse Evacuation	Shelter in Place	Drop, Cover, and Hold	Severe Weather	Active Assailant	Lockdown
0	0	0	1	0	0	0	0

School Safety Programs	
Be Well 365 Visitor Management System	

⁶ The number of reported bullying incidents may differ from the number of bullying incidents reported as a serious incident because an event is identified as a serious incident only if it results in or leads to the death or serious injury of any person on an MCPS site or conducting MCPS business; potential or actual disruption of the planned school day; or, any of the other criteria outlined in MCPS Regulation COB-RA *Reporting a Serious Incident* (see page 459). Additional information can be found in the glossary on page 445.

Dr. Charles R. Drew Elementary School - #747

Cluster Name: Northeast Consortium

1200 Swingingdale Drive Silver Spring, MD 20905

Office Phone: (240) 740-5670

School Hours: 9:25 - 3:50

www.montgomeryschoolsmd.org/schools/drewes/

Fax Number: (301) 879-1033

2021–2022 Number of Out-of-School Suspension Incidents Related to School Safety ^{1 3 5}									
	Arson Fire Explosives	Attack	Dangerous Substances	Disrespect Insubordination Disruption	Fighting	Theft	Threat	Weapons	Other
Total Incidents	0	0	0	0	0	0	0	0	0
Female	0	0	0	0	0	0	0	0	0
Male	0	0	0	0	0	0	0	0	0
Non-binary	--	--	--	--	--	--	--	--	--
Asian	0	0	0	0	0	0	0	0	0
Black or African American	0	0	0	0	0	0	0	0	0
Hispanic/Latino	0	0	0	0	0	0	0	0	0
Two or More Races	0	0	0	0	0	0	0	0	0
White	0	0	0	0	0	0	0	0	0
EML	0	0	0	0	0	0	0	0	0
FARMS	0	0	0	0	0	0	0	0	0
Special Education	0	0	0	0	0	0	0	0	0

Out-of-School Suspension Rate ^{2 3 5}												
	Total Students Enrolled			Percent Students Enrolled			Number Students Suspended			Percent Students Suspended		
	2020	2021	2022	2020	2021	2022	2020	2021	2022	2020	2021	2022
All Students	496	476	486				0	See footnote 4.	0	.0	See footnote 4	.0
Female	240	231	240	48.4	48.5	49.4	0		0	.0		.0
Male	256	245	246	51.6	51.5	50.6	0		0	.0		.0
Non-binary	--	--	--	--	--	--	--		--	--		--
Asian	63	64	52	12.7	13.4	10.7	0		0	.0		.0
Black or African American	233	218	228	47.0	45.8	46.9	0		0	.0		.0
Hispanic/Latino	120	113	140	24.2	23.7	28.8	0		0	.0		.0
Two or More Races	--	--	--	≤5.0	≤5.0	≤5.0	0		0	.0		.0
White	57	61	46	11.5	12.8	9.5	0		0	.0		.0
EML	109	94	89	22.0	19.7	18.3	0		0	.0		.0
FARMS	267	212	257	53.8	44.5	52.9	0		0	.0		.0
Special Education	69	67	75	13.9	14.1	15.4	0		0	.0		.0

2021–2022 Reported Serious Incidents								
Description	Police Called		Description	Police Called		Description	Police Called	
	No	Yes		No	Yes		No	Yes
Academic Dishonesty	0	0	Drugs	0	0	Robbery, Strong-Armed	0	0
Accident	0	0	Extortion	0	0	Serious Injury	0	0
Alcohol	0	0	Fighting	1	0	Sex Related	0	1
Arrest	0	0	Fire, Not Arson	0	0	Suicide Related	0	0
Arson	0	0	Gang-Related Incident/Crime	0	0	Theft	0	0
Bomb	0	0	Hate Incident	0	0	Threat, Physical or Verbal	0	1
Bomb Threat	1	1	Malfunction, Essential Equip.	1	0	Vandalism	0	0
Bullying	0	0	Medical Assistance	2	0	Weapon	0	0
Bus	0	0	Missing Child	0	0	Weapon, Toy, Facsimile	0	0
Computer Abuse	0	0	Physical Assault/Attack	0	0	Other	0	0
Disruptive Behavior	0	2	Protective Services	0	0			

¹ Duplicated Count of Students

² Unduplicated Count of Students

³ Data suppressed (--) to comply with federal guidance (see Guidelines for Reporting Data on Page iii).

⁴ Due to the COVID-19 pandemic, the 2020–2021 suspension data is not published as the overall number of incidents was too small to be reported.

⁵ EML = Emergent Multilingual Learners, FARMS = Free and Reduced-price Meals System.

Dr. Charles R. Drew Elementary School - #747

2021–2022 Bullying Incidents ⁶		2021–2022 Drills Conducted							
Number Reported	Number Confirmed	Fire	Evacuation	Reverse Evacuation	Shelter in Place	Drop, Cover, and Hold	Severe Weather	Active Assailant	Lockdown
0	0	5	1	1	1	1	1	0	1

2021–2022 Safety Incidents Requiring Alert Status							
Fire	Evacuation	Reverse Evacuation	Shelter in Place	Drop, Cover, and Hold	Severe Weather	Active Assailant	Lockdown
2	0	0	0	0	0	0	0

School Safety Programs	
Be Well 365 Visitor Management System	

⁶ The number of reported bullying incidents may differ from the number of bullying incidents reported as a serious incident because an event is identified as a serious incident only if it results in or leads to the death or serious injury of any person on an MCPS site or conducting MCPS business; potential or actual disruption of the planned school day; or, any of the other criteria outlined in MCPS Regulation COB-RA *Reporting a Serious Incident* (see page 459). Additional information can be found in the glossary on page 445.

DuFief Elementary School - #241

Cluster Name: Thomas S. Wootton

15001 DuFief Drive Gaithersburg, MD 20878

Office Phone: (301) 279-4980

School Hours: 9:00 - 3:25

www.montgomeryschoolsmd.org/schools/dufiefes/index.shtml

Fax Number: (301) 279-4983

2021–2022 Number of Out-of-School Suspension Incidents Related to School Safety ^{1 3 5}									
	Arson Fire Explosives	Attack	Dangerous Substances	Disrespect Insubordination Disruption	Fighting	Theft	Threat	Weapons	Other
Total Incidents	0	0	0	0	0	0	0	0	0
Female	0	0	0	0	0	0	0	0	0
Male	0	0	0	0	0	0	0	0	0
Non-binary	--	--	--	--	--	--	--	--	--
Asian	0	0	0	0	0	0	0	0	0
Black or African American	0	0	0	0	0	0	0	0	0
Hispanic/Latino	0	0	0	0	0	0	0	0	0
Two or More Races	0	0	0	0	0	0	0	0	0
White	0	0	0	0	0	0	0	0	0
EML	0	0	0	0	0	0	0	0	0
FARMS	0	0	0	0	0	0	0	0	0
Special Education	0	0	0	0	0	0	0	0	0

Out-of-School Suspension Rate ^{2 3 5}												
	Total Students Enrolled			Percent Students Enrolled			Number Students Suspended			Percent Students Suspended		
	2020	2021	2022	2020	2021	2022	2020	2021	2022	2020	2021	2022
All Students	317	299	272				0	See footnote 4.	0	.0	See footnote 4	.0
Female	139	135	127	43.8	45.2	46.7	0		0	.0		.0
Male	178	164	145	56.2	54.8	53.3	0		0	.0		.0
Non-binary	--	--	--	--	--	--	--		--	--		--
Asian	99	93	85	31.2	31.1	31.3	0		0	.0		.0
Black or African American	45	44	50	14.2	14.7	18.4	0		0	.0		.0
Hispanic/Latino	41	40	36	12.9	13.4	13.2	0		0	.0		.0
Two or More Races	29	35	26	9.1	11.7	9.6	0		0	.0		.0
White	102	86	74	32.2	28.8	27.2	0		0	.0		.0
EML	51	70	59	16.1	23.4	21.7	0		0	.0		.0
FARMS	42	31	44	13.2	10.4	16.2	0		0	.0		.0
Special Education	100	99	94	31.5	33.1	34.6	0		0	.0		.0

2021–2022 Reported Serious Incidents								
Description	Police Called		Description	Police Called		Description	Police Called	
	No	Yes		No	Yes		No	Yes
Academic Dishonesty	0	0	Drugs	0	0	Robbery, Strong-Armed	0	0
Accident	0	0	Extortion	0	0	Serious Injury	0	0
Alcohol	0	0	Fighting	0	0	Sex Related	0	0
Arrest	0	0	Fire, Not Arson	0	0	Suicide Related	0	0
Arson	0	0	Gang-Related Incident/Crime	0	0	Theft	0	0
Bomb	0	0	Hate Incident	0	0	Threat, Physical or Verbal	0	0
Bomb Threat	0	0	Malfunction, Essential Equip.	2	0	Vandalism	0	0
Bullying	0	0	Medical Assistance	4	0	Weapon	0	0
Bus	0	0	Missing Child	0	0	Weapon, Toy, Facsimile	0	0
Computer Abuse	0	0	Physical Assault/Attack	0	0	Other	0	0
Disruptive Behavior	0	2	Protective Services	0	0			

¹ Duplicated Count of Students

² Unduplicated Count of Students

³ Data suppressed (--) to comply with federal guidance (see Guidelines for Reporting Data on Page iii).

⁴ Due to the COVID-19 pandemic, the 2020–2021 suspension data is not published as the overall number of incidents was too small to be reported.

⁵ EML = Emergent Multilingual Learners, FARMS = Free and Reduced-price Meals System.

DuFief Elementary School - #241

2021–2022 Bullying Incidents ⁶		2021–2022 Drills Conducted							
Number Reported	Number Confirmed	Fire	Evacuation	Reverse Evacuation	Shelter in Place	Drop, Cover, and Hold	Severe Weather	Active Assailant	Lockdown
0	0	5	1	1	1	1	1	1	1

2021–2022 Safety Incidents Requiring Alert Status							
Fire	Evacuation	Reverse Evacuation	Shelter in Place	Drop, Cover, and Hold	Severe Weather	Active Assailant	Lockdown
2	0	0	1	0	0	0	0

School Safety Programs	
Be Well 365 Visitor Management System	

⁶ The number of reported bullying incidents may differ from the number of bullying incidents reported as a serious incident because an event is identified as a serious incident only if it results in or leads to the death or serious injury of any person on an MCPS site or conducting MCPS business; potential or actual disruption of the planned school day; or, any of the other criteria outlined in MCPS Regulation COB-RA *Reporting a Serious Incident* (see page 459). Additional information can be found in the glossary on page 445.

East Silver Spring Elementary School - #756

Cluster Name: Downcounty Consortium

631 Silver Spring Avenue Silver Spring, MD 20910

Office Phone: (240) 740-0620

School Hours: 9:25 - 3:50

www.montgomeryschoolsmd.org/schools/eastsilverspringes/

Fax Number: (301) 650-6424

2021–2022 Number of Out-of-School Suspension Incidents Related to School Safety ^{1 3 5}									
	Arson Fire Explosives	Attack	Dangerous Substances	Disrespect Insubordination Disruption	Fighting	Theft	Threat	Weapons	Other
Total Incidents	0	0	0	0	0	0	0	0	0
Female	0	0	0	0	0	0	0	0	0
Male	0	0	0	0	0	0	0	0	0
Non-binary	--	--	--	--	--	--	--	--	--
Asian	0	0	0	0	0	0	0	0	0
Black or African American	0	0	0	0	0	0	0	0	0
Hispanic/Latino	0	0	0	0	0	0	0	0	0
Two or More Races	0	0	0	0	0	0	0	0	0
White	0	0	0	0	0	0	0	0	0
EML	0	0	0	0	0	0	0	0	0
FARMS	0	0	0	0	0	0	0	0	0
Special Education	0	0	0	0	0	0	0	0	0

Out-of-School Suspension Rate ^{2 3 5}												
	Total Students Enrolled			Percent Students Enrolled			Number Students Suspended			Percent Students Suspended		
	2020	2021	2022	2020	2021	2022	2020	2021	2022	2020	2021	2022
All Students	521	497	522				8	See footnote 4.	0	1.9	See footnote 4	.0
Female	238	223	253	45.7	44.9	48.5	3		0	1.5		.0
Male	283	273	268	54.3	54.9	51.3	5		0	2.3		.0
Non-binary	--	--	--	--	--	--	--		--	--		--
Asian	--	--	--	≤5.0	≤5.0	≤5.0	0		0	.0		.0
Black or African American	274	268	303	52.6	53.9	58.0	5		0	2.3		.0
Hispanic/Latino	114	107	81	21.9	21.5	15.5	1		0	1.1		.0
Two or More Races	--	--	--	≤5.0	≤5.0	≤5.0	1		0	6.3		.0
White	94	85	96	18.0	17.1	18.4	1		0	1.2		.0
EML	149	124	115	28.6	24.9	22.0	2		0	1.9		.0
FARMS	276	225	272	53.0	45.3	52.1	6		0	2.8		.0
Special Education	86	76	85	16.5	15.3	16.3	1		0	2.6		.0

2021–2022 Reported Serious Incidents								
Description	Police Called		Description	Police Called		Description	Police Called	
	No	Yes		No	Yes		No	Yes
Academic Dishonesty	0	0	Drugs	0	0	Robbery, Strong-Armed	0	0
Accident	0	0	Extortion	0	0	Serious Injury	0	0
Alcohol	0	0	Fighting	0	0	Sex Related	0	0
Arrest	0	0	Fire, Not Arson	0	0	Suicide Related	0	0
Arson	0	0	Gang-Related Incident/Crime	0	0	Theft	0	0
Bomb	0	0	Hate Incident	0	0	Threat, Physical or Verbal	0	1
Bomb Threat	0	0	Malfunction, Essential Equip.	0	0	Vandalism	0	0
Bullying	0	0	Medical Assistance	2	0	Weapon	0	0
Bus	0	0	Missing Child	0	0	Weapon, Toy, Facsimile	0	0
Computer Abuse	0	0	Physical Assault/Attack	0	0	Other	0	0
Disruptive Behavior	2	0	Protective Services	0	0			

¹ Duplicated Count of Students

² Unduplicated Count of Students

³ Data suppressed (--) to comply with federal guidance (see Guidelines for Reporting Data on Page iii).

⁴ Due to the COVID-19 pandemic, the 2020–2021 suspension data is not published as the overall number of incidents was too small to be reported.

⁵ EML = Emergent Multilingual Learners, FARMS = Free and Reduced-price Meals System.

East Silver Spring Elementary School - #756

2021–2022 Bullying Incidents ⁶		2021–2022 Drills Conducted							
Number Reported	Number Confirmed	Fire	Evacuation	Reverse Evacuation	Shelter in Place	Drop, Cover, and Hold	Severe Weather	Active Assailant	Lockdown
0	0	5	1	1	1	1	1	1	1

2021–2022 Safety Incidents Requiring Alert Status							
Fire	Evacuation	Reverse Evacuation	Shelter in Place	Drop, Cover, and Hold	Severe Weather	Active Assailant	Lockdown
0	0	0	0	0	0	0	0

School Safety Programs	
Be Well 365 Restorative Justice Visitor Management System	

⁶ The number of reported bullying incidents may differ from the number of bullying incidents reported as a serious incident because an event is identified as a serious incident only if it results in or leads to the death or serious injury of any person on an MCPS site or conducting MCPS business; potential or actual disruption of the planned school day; or, any of the other criteria outlined in MCPS Regulation COB-RA *Reporting a Serious Incident* (see page 459). Additional information can be found in the glossary on page 445.

Fairland Elementary School - #303

Cluster Name: Northeast Consortium

14315 Fairdale Road Silver Spring, MD 20905

Office Phone: (240) 740-0640

School Hours: 9:25 - 3:50

www.montgomeryschoolsmd.org/schools/fairlandes/

Fax Number: (301) 989-5769

2021–2022 Number of Out-of-School Suspension Incidents Related to School Safety ^{1 3 5}									
	Arson Fire Explosives	Attack	Dangerous Substances	Disrespect Insubordination Disruption	Fighting	Theft	Threat	Weapons	Other
Total Incidents	0	0	0	0	0	0	0	0	0
Female	0	0	0	0	0	0	0	0	0
Male	0	0	0	0	0	0	0	0	0
Non-binary	--	--	--	--	--	--	--	--	--
Asian	0	0	0	0	0	0	0	0	0
Black or African American	0	0	0	0	0	0	0	0	0
Hispanic/Latino	0	0	0	0	0	0	0	0	0
Two or More Races	0	0	0	0	0	0	0	0	0
White	0	0	0	0	0	0	0	0	0
EML	0	0	0	0	0	0	0	0	0
FARMS	0	0	0	0	0	0	0	0	0
Special Education	0	0	0	0	0	0	0	0	0

Out-of-School Suspension Rate ^{2 3 5}												
	Total Students Enrolled			Percent Students Enrolled			Number Students Suspended			Percent Students Suspended		
	2020	2021	2022	2020	2021	2022	2020	2021	2022	2020	2021	2022
All Students	617	589	540				9	See footnote 4.	0	1.7	See footnote 4	.0
Female	283	279	255	45.9	47.4	47.2	2		0	.8		.0
Male	334	310	285	54.1	52.6	52.8	7		0	2.5		.0
Non-binary	--	--	--	--	--	--	--		--	--		--
Asian	39	33	29	6.3	5.6	5.4	0		0	.0		.0
Black or African American	364	352	320	59.0	59.8	59.3	7		0	2.2		.0
Hispanic/Latino	159	153	140	25.8	26.0	25.9	1		0	.7		.0
Two or More Races	--	--	--	≤5.0	≤5.0	≤5.0	0		0	.0		.0
White	--	--	--	≤5.0	≤5.0	≤5.0	1		0	4.2		.0
EML	118	124	108	19.1	21.1	20.0	0		0	.0		.0
FARMS	404	338	338	65.5	57.4	62.6	8		0	2.3		.0
Special Education	109	89	86	17.7	15.1	15.9	6		0	9.0		.0

2021–2022 Reported Serious Incidents								
Description	Police Called		Description	Police Called		Description	Police Called	
	No	Yes		No	Yes		No	Yes
Academic Dishonesty	0	0	Drugs	0	0	Robbery, Strong-Armed	0	0
Accident	1	0	Extortion	0	0	Serious Injury	0	0
Alcohol	0	0	Fighting	0	0	Sex Related	2	0
Arrest	0	0	Fire, Not Arson	0	0	Suicide Related	0	0
Arson	0	0	Gang-Related Incident/Crime	0	0	Theft	0	0
Bomb	0	0	Hate Incident	0	0	Threat, Physical or Verbal	0	0
Bomb Threat	0	0	Malfunction, Essential Equip.	0	0	Vandalism	0	0
Bullying	0	0	Medical Assistance	4	0	Weapon	0	1
Bus	0	0	Missing Child	0	0	Weapon, Toy, Facsimile	0	0
Computer Abuse	0	0	Physical Assault/Attack	0	0	Other	0	0
Disruptive Behavior	0	0	Protective Services	0	0			

¹ Duplicated Count of Students

² Unduplicated Count of Students

³ Data suppressed (--) to comply with federal guidance (see Guidelines for Reporting Data on Page iii).

⁴ Due to the COVID-19 pandemic, the 2020–2021 suspension data is not published as the overall number of incidents was too small to be reported.

⁵ EML = Emergent Multilingual Learners, FARMS = Free and Reduced-price Meals System.

Fairland Elementary School - #303

2021–2022 Bullying Incidents ⁶		2021–2022 Drills Conducted							
Number Reported	Number Confirmed	Fire	Evacuation	Reverse Evacuation	Shelter in Place	Drop, Cover, and Hold	Severe Weather	Active Assailant	Lockdown
6	0	6	1	0	1	1	0	0	1

2021–2022 Safety Incidents Requiring Alert Status							
Fire	Evacuation	Reverse Evacuation	Shelter in Place	Drop, Cover, and Hold	Severe Weather	Active Assailant	Lockdown
0	0	0	0	0	0	0	0

School Safety Programs	
Be Well 365 Visitor Management System	

⁶ The number of reported bullying incidents may differ from the number of bullying incidents reported as a serious incident because an event is identified as a serious incident only if it results in or leads to the death or serious injury of any person on an MCPS site or conducting MCPS business; potential or actual disruption of the planned school day; or, any of the other criteria outlined in MCPS Regulation COB-RA *Reporting a Serious Incident* (see page 459). Additional information can be found in the glossary on page 445.

Fallsmead Elementary School - #233

Cluster Name: Thomas S. Wootton

1800 Greenplace Terrace Rockville, MD 20850

Office Phone: (240) 740-3545

School Hours: 9:00 - 3:25

www.montgomeryschoolsmd.org/schools/fallsmeades/

Fax Number: (301) 279-3040

2021–2022 Number of Out-of-School Suspension Incidents Related to School Safety ^{1 3 5}									
	Arson Fire Explosives	Attack	Dangerous Substances	Disrespect Insubordination Disruption	Fighting	Theft	Threat	Weapons	Other
Total Incidents	0	0	0	0	0	0	0	0	0
Female	0	0	0	0	0	0	0	0	0
Male	0	0	0	0	0	0	0	0	0
Non-binary	--	--	--	--	--	--	--	--	--
Asian	0	0	0	0	0	0	0	0	0
Black or African American	0	0	0	0	0	0	0	0	0
Hispanic/Latino	0	0	0	0	0	0	0	0	0
Two or More Races	0	0	0	0	0	0	0	0	0
White	0	0	0	0	0	0	0	0	0
EML	0	0	0	0	0	0	0	0	0
FARMS	0	0	0	0	0	0	0	0	0
Special Education	0	0	0	0	0	0	0	0	0

Out-of-School Suspension Rate ^{2 3 5}												
	Total Students Enrolled			Percent Students Enrolled			Number Students Suspended			Percent Students Suspended		
	2020	2021	2022	2020	2021	2022	2020	2021	2022	2020	2021	2022
All Students	582	502	534				0	See footnote 4.	0	.0	See footnote 4	.0
Female	295	243	265	50.7	48.4	49.6	0		0	.0		.0
Male	287	259	269	49.3	51.6	50.4	0		0	.0		.0
Non-binary	--	--	--	--	--	--	--		--	--		--
Asian	203	179	174	34.9	35.7	32.6	0		0	.0		.0
Black or African American	62	71	65	10.7	14.1	12.2	0		0	.0		.0
Hispanic/Latino	54	49	67	9.3	9.8	12.5	0		0	.0		.0
Two or More Races	33	26	30	5.7	5.2	5.6	0		0	.0		.0
White	227	173	194	39.0	34.5	36.3	0		0	.0		.0
EML	74	87	72	12.7	17.3	13.5	0		0	.0		.0
FARMS	54	57	61	9.3	11.4	11.4	0		0	.0		.0
Special Education	56	57	57	9.6	11.4	10.7	0		0	.0		.0

2021–2022 Reported Serious Incidents								
Description	Police Called		Description	Police Called		Description	Police Called	
	No	Yes		No	Yes		No	Yes
Academic Dishonesty	0	0	Drugs	0	0	Robbery, Strong-Armed	0	0
Accident	0	0	Extortion	0	0	Serious Injury	0	0
Alcohol	0	0	Fighting	0	0	Sex Related	0	0
Arrest	0	0	Fire, Not Arson	0	0	Suicide Related	0	0
Arson	0	0	Gang-Related Incident/Crime	0	0	Theft	0	0
Bomb	0	0	Hate Incident	0	0	Threat, Physical or Verbal	0	1
Bomb Threat	0	0	Malfunction, Essential Equip.	0	0	Vandalism	0	1
Bullying	0	0	Medical Assistance	0	0	Weapon	0	0
Bus	0	0	Missing Child	1	0	Weapon, Toy, Facsimile	0	0
Computer Abuse	0	0	Physical Assault/Attack	0	0	Other	0	0
Disruptive Behavior	0	0	Protective Services	0	0			

¹ Duplicated Count of Students

² Unduplicated Count of Students

³ Data suppressed (--) to comply with federal guidance (see Guidelines for Reporting Data on Page iii).

⁴ Due to the COVID-19 pandemic, the 2020–2021 suspension data is not published as the overall number of incidents was too small to be reported.

⁵ EML = Emergent Multilingual Learners, FARMS = Free and Reduced-price Meals System.

Fallsmead Elementary School - #233

2021–2022 Bullying Incidents ⁶		2021–2022 Drills Conducted							
Number Reported	Number Confirmed	Fire	Evacuation	Reverse Evacuation	Shelter in Place	Drop, Cover, and Hold	Severe Weather	Active Assailant	Lockdown
0	0	6	1	1	1	1	1	1	1

2021–2022 Safety Incidents Requiring Alert Status							
Fire	Evacuation	Reverse Evacuation	Shelter in Place	Drop, Cover, and Hold	Severe Weather	Active Assailant	Lockdown
0	0	0	0	0	0	0	0

School Safety Programs	
Be Well 365 Visitor Management System	

⁶ The number of reported bullying incidents may differ from the number of bullying incidents reported as a serious incident because an event is identified as a serious incident only if it results in or leads to the death or serious injury of any person on an MCPS site or conducting MCPS business; potential or actual disruption of the planned school day; or, any of the other criteria outlined in MCPS Regulation COB-RA *Reporting a Serious Incident* (see page 459). Additional information can be found in the glossary on page 445.

Farmland Elementary School - #219

Cluster Name: Walter Johnson

7000 Old Gate Road Rockville, MD 20852

Office Phone: (240) 740-0660

School Hours: 9:25 - 3:50

www.montgomeryschoolsmd.org/schools/farmlandes/

Fax Number: (301) 230-5424

2021–2022 Number of Out-of-School Suspension Incidents Related to School Safety ^{1 3 5}									
	Arson Fire Explosives	Attack	Dangerous Substances	Disrespect Insubordination Disruption	Fighting	Theft	Threat	Weapons	Other
Total Incidents	0	0	0	0	0	0	0	0	0
Female	0	0	0	0	0	0	0	0	0
Male	0	0	0	0	0	0	0	0	0
Non-binary	--	--	--	--	--	--	--	--	--
Asian	0	0	0	0	0	0	0	0	0
Black or African American	0	0	0	0	0	0	0	0	0
Hispanic/Latino	0	0	0	0	0	0	0	0	0
Two or More Races	0	0	0	0	0	0	0	0	0
White	0	0	0	0	0	0	0	0	0
EML	0	0	0	0	0	0	0	0	0
FARMS	0	0	0	0	0	0	0	0	0
Special Education	0	0	0	0	0	0	0	0	0

Out-of-School Suspension Rate ^{2 3 5}												
	Total Students Enrolled			Percent Students Enrolled			Number Students Suspended			Percent Students Suspended		
	2020	2021	2022	2020	2021	2022	2020	2021	2022	2020	2021	2022
All Students	886	755	824				0	See footnote 4.	0	.0	See footnote 4	.0
Female	419	351	397	47.3	46.5	48.2	0		0	.0		.0
Male	467	404	427	52.7	53.5	51.8	0		0	.0		.0
Non-binary	--	--	--	--	--	--	--		--	--		--
Asian	273	224	241	30.8	29.7	29.2	0		0	.0		.0
Black or African American	70	75	86	7.9	9.9	10.4	0		0	.0		.0
Hispanic/Latino	100	94	102	11.3	12.5	12.4	0		0	.0		.0
Two or More Races	--	--	--	≤5.0	≤5.0	≤5.0	0		0	.0		.0
White	412	329	360	46.5	43.6	43.7	0		0	.0		.0
EML	225	233	262	25.4	30.9	31.8	0		0	.0		.0
FARMS	73	74	112	8.2	9.8	13.6	0		0	.0		.0
Special Education	106	94	109	12.0	12.5	13.2	0		0	.0		.0

2021–2022 Reported Serious Incidents								
Description	Police Called		Description	Police Called		Description	Police Called	
	No	Yes		No	Yes		No	Yes
Academic Dishonesty	0	0	Drugs	0	0	Robbery, Strong-Armed	0	0
Accident	2	0	Extortion	0	0	Serious Injury	0	0
Alcohol	0	0	Fighting	0	0	Sex Related	1	0
Arrest	0	0	Fire, Not Arson	0	0	Suicide Related	0	0
Arson	0	0	Gang-Related Incident/Crime	0	0	Theft	0	0
Bomb	0	0	Hate Incident	0	0	Threat, Physical or Verbal	0	0
Bomb Threat	1	0	Malfunction, Essential Equip.	0	0	Vandalism	0	0
Bullying	0	0	Medical Assistance	7	0	Weapon	0	0
Bus	0	0	Missing Child	0	0	Weapon, Toy, Facsimile	0	0
Computer Abuse	0	0	Physical Assault/Attack	0	0	Other	0	0
Disruptive Behavior	1	0	Protective Services	0	0			

¹ Duplicated Count of Students

² Unduplicated Count of Students

³ Data suppressed (--) to comply with federal guidance (see Guidelines for Reporting Data on Page iii).

⁴ Due to the COVID-19 pandemic, the 2020–2021 suspension data is not published as the overall number of incidents was too small to be reported.

⁵ EML = Emergent Multilingual Learners, FARMS = Free and Reduced-price Meals System.

Farmland Elementary School - #219

2021–2022 Bullying Incidents ⁶		2021–2022 Drills Conducted							
Number Reported	Number Confirmed	Fire	Evacuation	Reverse Evacuation	Shelter in Place	Drop, Cover, and Hold	Severe Weather	Active Assailant	Lockdown
0	0	5	1	1	1	1	1	1	1

2021–2022 Safety Incidents Requiring Alert Status							
Fire	Evacuation	Reverse Evacuation	Shelter in Place	Drop, Cover, and Hold	Severe Weather	Active Assailant	Lockdown
1	0	0	0	0	0	0	0

School Safety Programs	
Be Well 365 Visitor Management System	

⁶ The number of reported bullying incidents may differ from the number of bullying incidents reported as a serious incident because an event is identified as a serious incident only if it results in or leads to the death or serious injury of any person on an MCPS site or conducting MCPS business; potential or actual disruption of the planned school day; or, any of the other criteria outlined in MCPS Regulation COB-RA *Reporting a Serious Incident* (see page 459). Additional information can be found in the glossary on page 445.

Fields Road Elementary School - #566

Cluster Name: Quince Orchard

One School Drive Gaithersburg, MD 20878

Office Phone: (240) 740-7000

School Hours: 9:00 - 3:25

www.montgomeryschoolsmd.org/schools/fieldsroads/

Fax Number: (301) 548-7523

2021–2022 Number of Out-of-School Suspension Incidents Related to School Safety ^{1 3 5}									
	Arson Fire Explosives	Attack	Dangerous Substances	Disrespect Insubordination Disruption	Fighting	Theft	Threat	Weapons	Other
Total Incidents	0	0	0	0	0	0	0	0	0
Female	0	0	0	0	0	0	0	0	0
Male	0	0	0	0	0	0	0	0	0
Non-binary	--	--	--	--	--	--	--	--	--
Asian	0	0	0	0	0	0	0	0	0
Black or African American	0	0	0	0	0	0	0	0	0
Hispanic/Latino	0	0	0	0	0	0	0	0	0
Two or More Races	0	0	0	0	0	0	0	0	0
White	0	0	0	0	0	0	0	0	0
EML	0	0	0	0	0	0	0	0	0
FARMS	0	0	0	0	0	0	0	0	0
Special Education	0	0	0	0	0	0	0	0	0

Out-of-School Suspension Rate ^{2 3 5}												
	Total Students Enrolled			Percent Students Enrolled			Number Students Suspended			Percent Students Suspended		
	2020	2021	2022	2020	2021	2022	2020	2021	2022	2020	2021	2022
All Students	508	460	465				0	See footnote 4.	0	.0	See footnote 4	.0
Female	235	206	222	46.3	44.8	47.7	0		0	.0		.0
Male	273	254	243	53.7	55.2	52.3	0		0	.0		.0
Non-binary	--	--	--	--	--	--	--		--	--		--
Asian	71	64	74	14.0	13.9	15.9	0		0	.0		.0
Black or African American	92	85	76	18.1	18.5	16.3	0		0	.0		.0
Hispanic/Latino	179	160	189	35.2	34.8	40.6	0		0	.0		.0
Two or More Races	30	30	--	5.9	6.5	≤5.0	0		0	.0		.0
White	135	120	104	26.6	26.1	22.4	0		0	.0		.0
EML	113	105	126	22.2	22.8	27.1	0		0	.0		.0
FARMS	214	156	193	42.1	33.9	41.5	0		0	.0		.0
Special Education	77	74	68	15.2	16.1	14.6	0		0	.0		.0

2021–2022 Reported Serious Incidents								
Description	Police Called		Description	Police Called		Description	Police Called	
	No	Yes		No	Yes		No	Yes
Academic Dishonesty	0	0	Drugs	0	0	Robbery, Strong-Armed	0	0
Accident	0	0	Extortion	0	0	Serious Injury	0	0
Alcohol	0	0	Fighting	0	0	Sex Related	0	4
Arrest	0	0	Fire, Not Arson	0	0	Suicide Related	0	0
Arson	0	0	Gang-Related Incident/Crime	0	0	Theft	0	0
Bomb	0	0	Hate Incident	0	0	Threat, Physical or Verbal	0	1
Bomb Threat	0	0	Malfunction, Essential Equip.	0	0	Vandalism	0	0
Bullying	0	0	Medical Assistance	6	0	Weapon	1	0
Bus	0	0	Missing Child	0	0	Weapon, Toy, Facsimile	0	0
Computer Abuse	0	0	Physical Assault/Attack	0	0	Other	0	0
Disruptive Behavior	3	1	Protective Services	0	0			

¹ Duplicated Count of Students

² Unduplicated Count of Students

³ Data suppressed (--) to comply with federal guidance (see Guidelines for Reporting Data on Page iii).

⁴ Due to the COVID-19 pandemic, the 2020–2021 suspension data is not published as the overall number of incidents was too small to be reported.

⁵ EML = Emergent Multilingual Learners, FARMS = Free and Reduced-price Meals System.

Fields Road Elementary School - #566

2021–2022 Bullying Incidents ⁶		2021–2022 Drills Conducted							
Number Reported	Number Confirmed	Fire	Evacuation	Reverse Evacuation	Shelter in Place	Drop, Cover, and Hold	Severe Weather	Active Assailant	Lockdown
0	0	5	0	1	1	1	1	1	1

2021–2022 Safety Incidents Requiring Alert Status							
Fire	Evacuation	Reverse Evacuation	Shelter in Place	Drop, Cover, and Hold	Severe Weather	Active Assailant	Lockdown
1	0	0	0	0	0	0	0

School Safety Programs	
Be Well 365 Visitor Management System	

⁶ The number of reported bullying incidents may differ from the number of bullying incidents reported as a serious incident because an event is identified as a serious incident only if it results in or leads to the death or serious injury of any person on an MCPS site or conducting MCPS business; potential or actual disruption of the planned school day; or, any of the other criteria outlined in MCPS Regulation COB-RA *Reporting a Serious Incident* (see page 459). Additional information can be found in the glossary on page 445.

Flower Hill Elementary School - #549

Cluster Name: Col. Zadok Magruder

18425 Flower Hill Way Gaithersburg, MD 20879

Office Phone: (301) 840-7161

School Hours: 9:00 - 3:25

www.montgomeryschoolsmd.org/schools/flowerhills/

Fax Number: (301) 840-7165

2021–2022 Number of Out-of-School Suspension Incidents Related to School Safety ^{1 3 5}									
	Arson Fire Explosives	Attack	Dangerous Substances	Disrespect Insubordination Disruption	Fighting	Theft	Threat	Weapons	Other
Total Incidents	0	5	0	0	0	0	0	0	0
Female	0	0	0	0	0	0	0	0	0
Male	0	5	0	0	0	0	0	0	0
Non-binary	--	--	--	--	--	--	--	--	--
Asian	0	0	0	0	0	0	0	0	0
Black or African American	0	3	0	0	0	0	0	0	0
Hispanic/Latino	0	0	0	0	0	0	0	0	0
Two or More Races	0	0	0	0	0	0	0	0	0
White	0	1	0	0	0	0	0	0	0
EML	0	1	0	0	0	0	0	0	0
FARMS	0	2	0	0	0	0	0	0	0
Special Education	0	4	0	0	0	0	0	0	0

Out-of-School Suspension Rate ^{2 3 5}												
	Total Students Enrolled			Percent Students Enrolled			Number Students Suspended			Percent Students Suspended		
	2020	2021	2022	2020	2021	2022	2020	2021	2022	2020	2021	2022
All Students	462	457	439				1	See footnote 4.	5	.2	See footnote 4	1.2
Female	217	213	204	47.0	46.6	46.5	0		5	.0		2.5
Male	245	244	235	53.0	53.4	53.5	1		0	.4		.0
Non-binary	--	--	--	--	--	--	--		--	--		--
Asian	52	54	50	11.3	11.8	11.4	0		0	.0		.0
Black or African American	127	111	117	27.5	24.3	26.7	0		4	.0		3.6
Hispanic/Latino	223	236	227	48.3	51.6	51.7	0		0	.0		.0
Two or More Races	28	25	--	6.1	5.5	≤5.0	1		0	3.6		.0
White	32	30	31	6.9	6.6	7.1	0		1	.0		3.2
EML	179	184	173	38.7	40.3	39.4	0		1	.0		.6
FARMS	294	231	270	63.6	50.5	61.5	1		3	.4		1.2
Special Education	59	63	52	12.8	13.8	11.8	1		5	2.0		10.2

2021–2022 Reported Serious Incidents								
Description	Police Called		Description	Police Called		Description	Police Called	
	No	Yes		No	Yes		No	Yes
Academic Dishonesty	0	0	Drugs	0	0	Robbery, Strong-Armed	0	0
Accident	0	0	Extortion	0	0	Serious Injury	0	0
Alcohol	0	0	Fighting	0	0	Sex Related	0	0
Arrest	0	0	Fire, Not Arson	0	0	Suicide Related	0	0
Arson	0	0	Gang-Related Incident/Crime	0	0	Theft	0	0
Bomb	0	0	Hate Incident	0	0	Threat, Physical or Verbal	0	0
Bomb Threat	2	0	Malfunction, Essential Equip.	1	0	Vandalism	0	1
Bullying	1	0	Medical Assistance	2	0	Weapon	0	0
Bus	0	0	Missing Child	0	0	Weapon, Toy, Facsimile	0	0
Computer Abuse	0	0	Physical Assault/Attack	1	0	Other	0	0
Disruptive Behavior	1	1	Protective Services	0	0			

¹ Duplicated Count of Students

² Unduplicated Count of Students

³ Data suppressed (--) to comply with federal guidance (see Guidelines for Reporting Data on Page iii).

⁴ Due to the COVID-19 pandemic, the 2020–2021 suspension data is not published as the overall number of incidents was too small to be reported.

⁵ EML = Emergent Multilingual Learners, FARMS = Free and Reduced-price Meals System.

Flower Hill Elementary School - #549

2021–2022 Bullying Incidents ⁶		2021–2022 Drills Conducted							
Number Reported	Number Confirmed	Fire	Evacuation	Reverse Evacuation	Shelter in Place	Drop, Cover, and Hold	Severe Weather	Active Assailant	Lockdown
0	0	6	1	1	1	1	1	0	1

2021–2022 Safety Incidents Requiring Alert Status							
Fire	Evacuation	Reverse Evacuation	Shelter in Place	Drop, Cover, and Hold	Severe Weather	Active Assailant	Lockdown
3	0	0	0	0	0	0	0

School Safety Programs	
Be Well 365 Visitor Management System	

⁶ The number of reported bullying incidents may differ from the number of bullying incidents reported as a serious incident because an event is identified as a serious incident only if it results in or leads to the death or serious injury of any person on an MCPS site or conducting MCPS business; potential or actual disruption of the planned school day; or, any of the other criteria outlined in MCPS Regulation COB-RA *Reporting a Serious Incident* (see page 459). Additional information can be found in the glossary on page 445.

Flower Valley Elementary School - #506

Cluster Name: Rockville
School Hours: 9:00 - 3:25

4615 Sunflower Drive Rockville, MD 20853
www.montgomeryschoolsmd.org/schools/flowervalleyes/

Office Phone: (240) 740-1780
Fax Number: (240) 740-1789

2021–2022 Number of Out-of-School Suspension Incidents Related to School Safety ^{1 3 5}									
	Arson Fire Explosives	Attack	Dangerous Substances	Disrespect Insubordination Disruption	Fighting	Theft	Threat	Weapons	Other
Total Incidents	0	0	0	0	0	0	0	0	0
Female	0	0	0	0	0	0	0	0	0
Male	0	0	0	0	0	0	0	0	0
Non-binary	--	--	--	--	--	--	--	--	--
Asian	0	0	0	0	0	0	0	0	0
Black or African American	0	0	0	0	0	0	0	0	0
Hispanic/Latino	0	0	0	0	0	0	0	0	0
Two or More Races	0	0	0	0	0	0	0	0	0
White	0	0	0	0	0	0	0	0	0
EML	0	0	0	0	0	0	0	0	0
FARMS	0	0	0	0	0	0	0	0	0
Special Education	0	0	0	0	0	0	0	0	0

Out-of-School Suspension Rate ^{2 3 5}												
	Total Students Enrolled			Percent Students Enrolled			Number Students Suspended			Percent Students Suspended		
	2020	2021	2022	2020	2021	2022	2020	2021	2022	2020	2021	2022
All Students	511	459	538				0	See footnote 4.	0	.0	See footnote 4	.0
Female	222	202	248	43.4	44.0	46.1	0		0	.0		.0
Male	289	257	290	56.6	56.0	53.9	0		0	.0		.0
Non-binary	--	--	--	--	--	--	--		--	--		--
Asian	36	41	47	7.0	8.9	8.7	0		0	.0		.0
Black or African American	88	85	99	17.2	18.5	18.4	0		0	.0		.0
Hispanic/Latino	136	130	148	26.6	28.3	27.5	0		0	.0		.0
Two or More Races	43	41	38	8.4	8.9	7.1	0		0	.0		.0
White	207	161	204	40.5	35.1	37.9	0		0	.0		.0
EML	95	114	96	18.6	24.8	17.8	0		0	.0		.0
FARMS	142	122	140	27.8	26.6	26.0	0		0	.0		.0
Special Education	95	80	75	18.6	17.4	13.9	0		0	.0		.0

2021–2022 Reported Serious Incidents								
Description	Police Called		Description	Police Called		Description	Police Called	
	No	Yes		No	Yes		No	Yes
Academic Dishonesty	0	0	Drugs	0	0	Robbery, Strong-Armed	0	0
Accident	0	0	Extortion	0	0	Serious Injury	0	0
Alcohol	0	0	Fighting	1	0	Sex Related	0	0
Arrest	0	0	Fire, Not Arson	0	0	Suicide Related	0	0
Arson	0	0	Gang-Related Incident/Crime	0	0	Theft	0	0
Bomb	0	0	Hate Incident	0	0	Threat, Physical or Verbal	0	0
Bomb Threat	0	0	Malfunction, Essential Equip.	0	0	Vandalism	0	0
Bullying	0	0	Medical Assistance	4	0	Weapon	0	0
Bus	0	0	Missing Child	0	0	Weapon, Toy, Facsimile	0	0
Computer Abuse	0	0	Physical Assault/Attack	0	0	Other	0	0
Disruptive Behavior	0	0	Protective Services	0	0			

¹ Duplicated Count of Students

² Unduplicated Count of Students

³ Data suppressed (--) to comply with federal guidance (see Guidelines for Reporting Data on Page iii).

⁴ Due to the COVID-19 pandemic, the 2020–2021 suspension data is not published as the overall number of incidents was too small to be reported.

⁵ EML = Emergent Multilingual Learners, FARMS = Free and Reduced-price Meals System.

Flower Valley Elementary School - #506

2021–2022 Bullying Incidents ⁶		2021–2022 Drills Conducted							
Number Reported	Number Confirmed	Fire	Evacuation	Reverse Evacuation	Shelter in Place	Drop, Cover, and Hold	Severe Weather	Active Assailant	Lockdown
0	0	5	1	1	1	0	1	1	1

2021–2022 Safety Incidents Requiring Alert Status							
Fire	Evacuation	Reverse Evacuation	Shelter in Place	Drop, Cover, and Hold	Severe Weather	Active Assailant	Lockdown
0	0	0	0	0	0	0	0

School Safety Programs	
Be Well 365 Restorative Justice Visitor Management System	

⁶ The number of reported bullying incidents may differ from the number of bullying incidents reported as a serious incident because an event is identified as a serious incident only if it results in or leads to the death or serious injury of any person on an MCPS site or conducting MCPS business; potential or actual disruption of the planned school day; or, any of the other criteria outlined in MCPS Regulation COB-RA *Reporting a Serious Incident* (see page 459). Additional information can be found in the glossary on page 445.

Forest Knolls Elementary School - #803

Cluster Name: Downcounty Consortium

10830 Eastwood Avenue Silver Spring, MD 20901

Office Phone: (240) 740-1640

School Hours: 9:00 - 3:25

www.montgomeryschoolsmd.org/schools/forestknollses/

Fax Number: (301) 649-8196

2021–2022 Number of Out-of-School Suspension Incidents Related to School Safety ^{1 3 5}									
	Arson Fire Explosives	Attack	Dangerous Substances	Disrespect Insubordination Disruption	Fighting	Theft	Threat	Weapons	Other
Total Incidents	0	0	0	0	0	0	0	0	0
Female	0	0	0	0	0	0	0	0	0
Male	0	0	0	0	0	0	0	0	0
Non-binary	--	--	--	--	--	--	--	--	--
Asian	0	0	0	0	0	0	0	0	0
Black or African American	0	0	0	0	0	0	0	0	0
Hispanic/Latino	0	0	0	0	0	0	0	0	0
Two or More Races	0	0	0	0	0	0	0	0	0
White	0	0	0	0	0	0	0	0	0
EML	0	0	0	0	0	0	0	0	0
FARMS	0	0	0	0	0	0	0	0	0
Special Education	0	0	0	0	0	0	0	0	0

Out-of-School Suspension Rate ^{2 3 5}												
	Total Students Enrolled			Percent Students Enrolled			Number Students Suspended			Percent Students Suspended		
	2020	2021	2022	2020	2021	2022	2020	2021	2022	2020	2021	2022
All Students	749	547	500				0	See footnote 4.	0	.0	See footnote 4	.0
Female	379	281	251	50.6	51.4	50.2	0		0	.0		.0
Male	370	265	249	49.4	48.4	49.8	0		0	.0		.0
Non-binary	--	--	--	--	--	--	--		--	--		--
Asian	38	--	--	5.1	≤5.0	≤5.0	0		0	.0		.0
Black or African American	105	78	80	14.0	14.3	16.0	0		0	.0		.0
Hispanic/Latino	295	217	198	39.4	39.7	39.6	0		0	.0		.0
Two or More Races	60	48	36	8.0	8.8	7.2	0		0	.0		.0
White	247	174	159	33.0	31.8	31.8	0		0	.0		.0
EML	133	105	83	17.8	19.2	16.6	0		0	.0		.0
FARMS	245	144	162	32.7	26.3	32.4	0		0	.0		.0
Special Education	94	90	84	12.6	16.5	16.8	0		0	.0		.0

2021–2022 Reported Serious Incidents								
Description	Police Called		Description	Police Called		Description	Police Called	
	No	Yes		No	Yes		No	Yes
Academic Dishonesty	0	0	Drugs	0	0	Robbery, Strong-Armed	0	0
Accident	0	0	Extortion	0	0	Serious Injury	0	0
Alcohol	0	0	Fighting	0	0	Sex Related	0	0
Arrest	0	0	Fire, Not Arson	0	0	Suicide Related	1	0
Arson	0	0	Gang-Related Incident/Crime	0	0	Theft	0	0
Bomb	0	0	Hate Incident	0	0	Threat, Physical or Verbal	0	0
Bomb Threat	0	0	Malfunction, Essential Equip.	0	0	Vandalism	0	0
Bullying	0	0	Medical Assistance	4	0	Weapon	0	1
Bus	0	0	Missing Child	0	0	Weapon, Toy, Facsimile	0	0
Computer Abuse	0	0	Physical Assault/Attack	0	0	Other	0	0
Disruptive Behavior	0	0	Protective Services	0	0			

¹ Duplicated Count of Students

² Unduplicated Count of Students

³ Data suppressed (--) to comply with federal guidance (see Guidelines for Reporting Data on Page iii).

⁴ Due to the COVID-19 pandemic, the 2020–2021 suspension data is not published as the overall number of incidents was too small to be reported.

⁵ EML = Emergent Multilingual Learners, FARMS = Free and Reduced-price Meals System.

Forest Knolls Elementary School - #803

2021–2022 Bullying Incidents ⁶		2021–2022 Drills Conducted							
Number Reported	Number Confirmed	Fire	Evacuation	Reverse Evacuation	Shelter in Place	Drop, Cover, and Hold	Severe Weather	Active Assailant	Lockdown
0	0	5	1	1	1	1	1	1	1

2021–2022 Safety Incidents Requiring Alert Status							
Fire	Evacuation	Reverse Evacuation	Shelter in Place	Drop, Cover, and Hold	Severe Weather	Active Assailant	Lockdown
0	0	0	0	0	0	0	1

School Safety Programs	
Be Well 365 Visitor Management System	

⁶ The number of reported bullying incidents may differ from the number of bullying incidents reported as a serious incident because an event is identified as a serious incident only if it results in or leads to the death or serious injury of any person on an MCPS site or conducting MCPS business; potential or actual disruption of the planned school day; or, any of the other criteria outlined in MCPS Regulation COB-RA *Reporting a Serious Incident* (see page 459). Additional information can be found in the glossary on page 445.

Fox Chapel Elementary School - #106

Cluster Name: Clarksburg

19315 Archdale Road Germantown, MD 20876

Office Phone: (240) 740-0680

School Hours: 9:00 - 3:25

www.montgomeryschoolsmd.org/schools/foxchapeles/

Fax Number: (301) 353-0873

2021–2022 Number of Out-of-School Suspension Incidents Related to School Safety ^{1 3 5}									
	Arson Fire Explosives	Attack	Dangerous Substances	Disrespect Insubordination Disruption	Fighting	Theft	Threat	Weapons	Other
Total Incidents	0	0	0	0	0	0	0	0	0
Female	0	0	0	0	0	0	0	0	0
Male	0	0	0	0	0	0	0	0	0
Non-binary	--	--	--	--	--	--	--	--	--
Asian	0	0	0	0	0	0	0	0	0
Black or African American	0	0	0	0	0	0	0	0	0
Hispanic/Latino	0	0	0	0	0	0	0	0	0
Two or More Races	0	0	0	0	0	0	0	0	0
White	0	0	0	0	0	0	0	0	0
EML	0	0	0	0	0	0	0	0	0
FARMS	0	0	0	0	0	0	0	0	0
Special Education	0	0	0	0	0	0	0	0	0

Out-of-School Suspension Rate ^{2 3 5}												
	Total Students Enrolled			Percent Students Enrolled			Number Students Suspended			Percent Students Suspended		
	2020	2021	2022	2020	2021	2022	2020	2021	2022	2020	2021	2022
All Students	609	589	566				2	See footnote 4.	0	.4	See footnote 4	.0
Female	303	290	280	49.8	49.2	49.5	0		0	.0		.0
Male	306	299	286	50.2	50.8	50.5	2		0	.7		.0
Non-binary	--	--	--	--	--	--	--		--	--		--
Asian	90	91	85	14.8	15.4	15.0	0		0	.0		.0
Black or African American	160	140	137	26.3	23.8	24.2	1		0	.7		.0
Hispanic/Latino	270	268	265	44.3	45.5	46.8	1		0	.4		.0
Two or More Races	--	--	--	≤5.0	≤5.0	≤5.0	0		0	.0		.0
White	60	60	55	9.9	10.2	9.7	0		0	.0		.0
EML	199	205	196	32.7	34.8	34.6	1		0	.6		.0
FARMS	330	291	306	54.2	49.4	54.1	1		0	.3		.0
Special Education	71	72	59	11.7	12.2	10.4	0		0	.0		.0

2021–2022 Reported Serious Incidents								
Description	Police Called		Description	Police Called		Description	Police Called	
	No	Yes		No	Yes		No	Yes
Academic Dishonesty	0	0	Drugs	0	0	Robbery, Strong-Armed	0	0
Accident	2	0	Extortion	0	0	Serious Injury	0	0
Alcohol	0	0	Fighting	0	0	Sex Related	0	0
Arrest	0	0	Fire, Not Arson	0	0	Suicide Related	0	0
Arson	0	0	Gang-Related Incident/Crime	0	0	Theft	0	0
Bomb	0	1	Hate Incident	0	0	Threat, Physical or Verbal	2	0
Bomb Threat	0	0	Malfunction, Essential Equip.	1	0	Vandalism	1	2
Bullying	0	0	Medical Assistance	5	1	Weapon	0	0
Bus	0	0	Missing Child	0	0	Weapon, Toy, Facsimile	0	0
Computer Abuse	0	1	Physical Assault/Attack	0	0	Other	0	0
Disruptive Behavior	3	3	Protective Services	0	0			

¹ Duplicated Count of Students

² Unduplicated Count of Students

³ Data suppressed (--) to comply with federal guidance (see Guidelines for Reporting Data on Page iii).

⁴ Due to the COVID-19 pandemic, the 2020–2021 suspension data is not published as the overall number of incidents was too small to be reported.

⁵ EML = Emergent Multilingual Learners, FARMS = Free and Reduced-price Meals System.

Fox Chapel Elementary School - #106

2021–2022 Bullying Incidents ⁶		2021–2022 Drills Conducted							
Number Reported	Number Confirmed	Fire	Evacuation	Reverse Evacuation	Shelter in Place	Drop, Cover, and Hold	Severe Weather	Active Assailant	Lockdown
1	0	6	1	1	1	1	1	0	1

2021–2022 Safety Incidents Requiring Alert Status							
Fire	Evacuation	Reverse Evacuation	Shelter in Place	Drop, Cover, and Hold	Severe Weather	Active Assailant	Lockdown
3	0	0	0	0	0	0	0

School Safety Programs
Be Well 365 Linkages to Learning Visitor Management System

⁶ The number of reported bullying incidents may differ from the number of bullying incidents reported as a serious incident because an event is identified as a serious incident only if it results in or leads to the death or serious injury of any person on an MCPS site or conducting MCPS business; potential or actual disruption of the planned school day; or, any of the other criteria outlined in MCPS Regulation COB-RA *Reporting a Serious Incident* (see page 459). Additional information can be found in the glossary on page 445.

Gaithersburg Elementary School - #553

Cluster Name: Gaithersburg

35 North Summit Avenue Gaithersburg, MD 20877

Office Phone: (240) 740-4900

School Hours: 9:00 - 3:25

www.montgomeryschoolsmd.org/schools/gaithersburges/

Fax Number: (301) 548-7524

2021–2022 Number of Out-of-School Suspension Incidents Related to School Safety ^{1 3 5}									
	Arson Fire Explosives	Attack	Dangerous Substances	Disrespect Insubordination Disruption	Fighting	Theft	Threat	Weapons	Other
Total Incidents	0	0	0	0	0	0	0	0	0
Female	0	0	0	0	0	0	0	0	0
Male	0	0	0	0	0	0	0	0	0
Non-binary	--	--	--	--	--	--	--	--	--
Asian	0	0	0	0	0	0	0	0	0
Black or African American	0	0	0	0	0	0	0	0	0
Hispanic/Latino	0	0	0	0	0	0	0	0	0
Two or More Races	0	0	0	0	0	0	0	0	0
White	0	0	0	0	0	0	0	0	0
EML	0	0	0	0	0	0	0	0	0
FARMS	0	0	0	0	0	0	0	0	0
Special Education	0	0	0	0	0	0	0	0	0

Out-of-School Suspension Rate ^{2 3 5}												
	Total Students Enrolled			Percent Students Enrolled			Number Students Suspended			Percent Students Suspended		
	2020	2021	2022	2020	2021	2022	2020	2021	2022	2020	2021	2022
All Students	848	806	794				0	See footnote 4.	0	.0	See footnote 4	.0
Female	416	392	391	49.1	48.6	49.2	0		0	.0		.0
Male	432	414	403	50.9	51.4	50.8	0		0	.0		.0
Non-binary	--	--	--	--	--	--	--		--	--		--
Asian	--	--	--	≤5.0	≤5.0	≤5.0	0		0	.0		.0
Black or African American	122	107	102	14.4	13.3	12.8	0		0	.0		.0
Hispanic/Latino	672	643	624	79.2	79.8	78.6	0		0	.0		.0
Two or More Races	--	--	--	≤5.0	≤5.0	≤5.0	0		0	.0		.0
White	--	--	--	≤5.0	≤5.0	≤5.0	0		0	.0		.0
EML	429	426	432	50.6	52.9	54.4	0		0	.0		.0
FARMS	707	638	637	83.4	79.2	80.2	0		0	.0		.0
Special Education	107	111	94	12.6	13.8	11.8	0		0	.0		.0

2021–2022 Reported Serious Incidents								
Description	Police Called		Description	Police Called		Description	Police Called	
	No	Yes		No	Yes		No	Yes
Academic Dishonesty	0	0	Drugs	0	1	Robbery, Strong-Armed	0	0
Accident	0	0	Extortion	0	0	Serious Injury	0	0
Alcohol	1	0	Fighting	0	0	Sex Related	2	6
Arrest	0	0	Fire, Not Arson	0	0	Suicide Related	1	0
Arson	0	0	Gang-Related Incident/Crime	0	0	Theft	0	0
Bomb	0	0	Hate Incident	0	0	Threat, Physical or Verbal	1	0
Bomb Threat	0	0	Malfunction, Essential Equip.	0	0	Vandalism	0	0
Bullying	0	0	Medical Assistance	12	1	Weapon	0	0
Bus	0	0	Missing Child	0	0	Weapon, Toy, Facsimile	0	0
Computer Abuse	0	0	Physical Assault/Attack	0	1	Other	1	1
Disruptive Behavior	1	6	Protective Services	0	0			

¹ Duplicated Count of Students

² Unduplicated Count of Students

³ Data suppressed (--) to comply with federal guidance (see Guidelines for Reporting Data on Page iii).

⁴ Due to the COVID-19 pandemic, the 2020–2021 suspension data is not published as the overall number of incidents was too small to be reported.

⁵ EML = Emergent Multilingual Learners, FARMS = Free and Reduced-price Meals System.

Gaithersburg Elementary School - #553

2021–2022 Bullying Incidents ⁶		2021–2022 Drills Conducted							
Number Reported	Number Confirmed	Fire	Evacuation	Reverse Evacuation	Shelter in Place	Drop, Cover, and Hold	Severe Weather	Active Assailant	Lockdown
1	1	5	1	1	1	1	0	0	1

2021–2022 Safety Incidents Requiring Alert Status							
Fire	Evacuation	Reverse Evacuation	Shelter in Place	Drop, Cover, and Hold	Severe Weather	Active Assailant	Lockdown
0	0	0	0	0	0	0	0

School Safety Programs	
Be Well 365 Linkages to Learning Restorative Justice School Based Health Center Visitor Management System	

⁶ The number of reported bullying incidents may differ from the number of bullying incidents reported as a serious incident because an event is identified as a serious incident only if it results in or leads to the death or serious injury of any person on an MCPS site or conducting MCPS business; potential or actual disruption of the planned school day; or, any of the other criteria outlined in MCPS Regulation COB-RA *Reporting a Serious Incident* (see page 459). Additional information can be found in the glossary on page 445.

Galway Elementary School - #313

Cluster Name: Northeast Consortium

12612 Galway Drive Silver Spring, MD 20904

Office Phone: (301) 595-2930

School Hours: 9:25 - 3:50

www.montgomeryschoolsmd.org/schools/galwayes/

Fax Number: (301) 902-1230

2021–2022 Number of Out-of-School Suspension Incidents Related to School Safety ^{1 3 5}									
	Arson Fire Explosives	Attack	Dangerous Substances	Disrespect Insubordination Disruption	Fighting	Theft	Threat	Weapons	Other
Total Incidents	0	0	0	0	0	0	0	0	0
Female	0	0	0	0	0	0	0	0	0
Male	0	0	0	0	0	0	0	0	0
Non-binary	--	--	--	--	--	--	--	--	--
Asian	0	0	0	0	0	0	0	0	0
Black or African American	0	0	0	0	0	0	0	0	0
Hispanic/Latino	0	0	0	0	0	0	0	0	0
Two or More Races	0	0	0	0	0	0	0	0	0
White	0	0	0	0	0	0	0	0	0
EML	0	0	0	0	0	0	0	0	0
FARMS	0	0	0	0	0	0	0	0	0
Special Education	0	0	0	0	0	0	0	0	0

Out-of-School Suspension Rate ^{2 3 5}												
	Total Students Enrolled			Percent Students Enrolled			Number Students Suspended			Percent Students Suspended		
	2020	2021	2022	2020	2021	2022	2020	2021	2022	2020	2021	2022
All Students	778	741	706				3	See footnote 4.	0	.4	See footnote 4	.0
Female	392	361	328	50.4	48.7	46.5	0		0	.0		.0
Male	386	380	378	49.6	51.3	53.5	3		0	.8		.0
Non-binary	--	--	--	--	--	--	--		--	--		--
Asian	66	69	62	8.5	9.3	8.8	0		0	.0		.0
Black or African American	462	442	405	59.4	59.6	57.4	2		0	.5		.0
Hispanic/Latino	204	193	198	26.2	26.0	28.0	1		0	.5		.0
Two or More Races	--	--	--	≤5.0	≤5.0	≤5.0	0		0	.0		.0
White	--	--	--	≤5.0	≤5.0	≤5.0	0		0	.0		.0
EML	231	248	225	29.7	33.5	31.9	1		0	.5		.0
FARMS	483	406	446	62.1	54.8	63.2	2		0	.5		.0
Special Education	93	102	84	12.0	13.8	11.9	1		0	1.1		.0

2021–2022 Reported Serious Incidents								
Description	Police Called		Description	Police Called		Description	Police Called	
	No	Yes		No	Yes		No	Yes
Academic Dishonesty	0	0	Drugs	0	0	Robbery, Strong-Armed	0	0
Accident	0	0	Extortion	0	0	Serious Injury	0	0
Alcohol	0	0	Fighting	0	1	Sex Related	2	2
Arrest	0	0	Fire, Not Arson	0	0	Suicide Related	0	0
Arson	0	0	Gang-Related Incident/Crime	0	0	Theft	0	0
Bomb	0	0	Hate Incident	0	0	Threat, Physical or Verbal	0	0
Bomb Threat	0	0	Malfunction, Essential Equip.	0	0	Vandalism	0	0
Bullying	1	0	Medical Assistance	6	0	Weapon	0	1
Bus	0	0	Missing Child	0	0	Weapon, Toy, Facsimile	0	0
Computer Abuse	0	0	Physical Assault/Attack	0	0	Other	0	0
Disruptive Behavior	2	1	Protective Services	0	0			

¹ Duplicated Count of Students

² Unduplicated Count of Students

³ Data suppressed (--) to comply with federal guidance (see Guidelines for Reporting Data on Page iii).

⁴ Due to the COVID-19 pandemic, the 2020–2021 suspension data is not published as the overall number of incidents was too small to be reported.

⁵ EML = Emergent Multilingual Learners, FARMS = Free and Reduced-price Meals System.

Galway Elementary School - #313

2021–2022 Bullying Incidents ⁶		2021–2022 Drills Conducted							
Number Reported	Number Confirmed	Fire	Evacuation	Reverse Evacuation	Shelter in Place	Drop, Cover, and Hold	Severe Weather	Active Assailant	Lockdown
0	0	5	1	1	1	1	0	0	1

2021–2022 Safety Incidents Requiring Alert Status							
Fire	Evacuation	Reverse Evacuation	Shelter in Place	Drop, Cover, and Hold	Severe Weather	Active Assailant	Lockdown
0	0	0	0	0	0	0	0

School Safety Programs	
Be Well 365 Visitor Management System	

⁶ The number of reported bullying incidents may differ from the number of bullying incidents reported as a serious incident because an event is identified as a serious incident only if it results in or leads to the death or serious injury of any person on an MCPS site or conducting MCPS business; potential or actual disruption of the planned school day; or, any of the other criteria outlined in MCPS Regulation COB-RA *Reporting a Serious Incident* (see page 459). Additional information can be found in the glossary on page 445.

Garrett Park Elementary School - #204

Cluster Name: Walter Johnson

4810 Oxford Street Kensington, MD 20895

Office Phone: (240) 740-0700

School Hours: 9:25 - 3:50

www.montgomeryschoolsmd.org/schools/garrettparkes/

Fax Number: (301) 929-2008

2021–2022 Number of Out-of-School Suspension Incidents Related to School Safety ^{1 3 5}									
	Arson Fire Explosives	Attack	Dangerous Substances	Disrespect Insubordination Disruption	Fighting	Theft	Threat	Weapons	Other
Total Incidents	0	0	0	0	0	0	0	0	0
Female	0	0	0	0	0	0	0	0	0
Male	0	0	0	0	0	0	0	0	0
Non-binary	--	--	--	--	--	--	--	--	--
Asian	0	0	0	0	0	0	0	0	0
Black or African American	0	0	0	0	0	0	0	0	0
Hispanic/Latino	0	0	0	0	0	0	0	0	0
Two or More Races	0	0	0	0	0	0	0	0	0
White	0	0	0	0	0	0	0	0	0
EML	0	0	0	0	0	0	0	0	0
FARMS	0	0	0	0	0	0	0	0	0
Special Education	0	0	0	0	0	0	0	0	0

Out-of-School Suspension Rate ^{2 3 5}												
	Total Students Enrolled			Percent Students Enrolled			Number Students Suspended			Percent Students Suspended		
	2020	2021	2022	2020	2021	2022	2020	2021	2022	2020	2021	2022
All Students	800	709	694				1	See footnote 4.	0	.1	See footnote 4	.0
Female	373	333	325	46.6	47.0	46.8	0		0	.0		.0
Male	427	376	369	53.4	53.0	53.2	1		0	.2		.0
Non-binary	--	--	--	--	--	--	--		--	--		--
Asian	122	112	105	15.3	15.8	15.1	0		0	.0		.0
Black or African American	103	102	88	12.9	14.4	12.7	0		0	.0		.0
Hispanic/Latino	195	164	172	24.4	23.1	24.8	0		0	.0		.0
Two or More Races	65	61	57	8.1	8.6	8.2	0		0	.0		.0
White	311	267	270	38.9	37.7	38.9	1		0	.3		.0
EML	175	191	177	21.9	26.9	25.5	0		0	.0		.0
FARMS	147	110	128	18.4	15.5	18.4	0		0	.0		.0
Special Education	58	62	59	7.3	8.7	8.5	1		0	1.9		.0

2021–2022 Reported Serious Incidents								
Description	Police Called		Description	Police Called		Description	Police Called	
	No	Yes		No	Yes		No	Yes
Academic Dishonesty	0	0	Drugs	0	0	Robbery, Strong-Armed	0	0
Accident	0	0	Extortion	0	0	Serious Injury	0	0
Alcohol	0	0	Fighting	0	0	Sex Related	2	0
Arrest	0	0	Fire, Not Arson	0	0	Suicide Related	0	0
Arson	0	0	Gang-Related Incident/Crime	0	0	Theft	0	0
Bomb	0	0	Hate Incident	0	0	Threat, Physical or Verbal	0	3
Bomb Threat	0	0	Malfunction, Essential Equip.	0	0	Vandalism	0	0
Bullying	0	0	Medical Assistance	3	0	Weapon	0	0
Bus	0	0	Missing Child	0	0	Weapon, Toy, Facsimile	0	0
Computer Abuse	0	0	Physical Assault/Attack	0	0	Other	0	0
Disruptive Behavior	0	1	Protective Services	0	0			

¹ Duplicated Count of Students

² Unduplicated Count of Students

³ Data suppressed (--) to comply with federal guidance (see Guidelines for Reporting Data on Page iii).

⁴ Due to the COVID-19 pandemic, the 2020–2021 suspension data is not published as the overall number of incidents was too small to be reported.

⁵ EML = Emergent Multilingual Learners, FARMS = Free and Reduced-price Meals System.

Garrett Park Elementary School - #204

2021–2022 Bullying Incidents ⁶		2021–2022 Drills Conducted							
Number Reported	Number Confirmed	Fire	Evacuation	Reverse Evacuation	Shelter in Place	Drop, Cover, and Hold	Severe Weather	Active Assailant	Lockdown
3	0	5	1	1	1	0	1	1	1

2021–2022 Safety Incidents Requiring Alert Status							
Fire	Evacuation	Reverse Evacuation	Shelter in Place	Drop, Cover, and Hold	Severe Weather	Active Assailant	Lockdown
0	0	0	0	0	0	0	0

School Safety Programs	
Be Well 365 Restorative Justice Visitor Management System	

⁶ The number of reported bullying incidents may differ from the number of bullying incidents reported as a serious incident because an event is identified as a serious incident only if it results in or leads to the death or serious injury of any person on an MCPS site or conducting MCPS business; potential or actual disruption of the planned school day; or, any of the other criteria outlined in MCPS Regulation COB-RA *Reporting a Serious Incident* (see page 459). Additional information can be found in the glossary on page 445.

Georgian Forest Elementary School - #786

Cluster Name: Downcounty Consortium

3100 Regina Drive Silver Spring, MD 20906

Office Phone: (240) 740-0720

School Hours: 9:25 - 3:50

www.montgomeryschoolsmd.org/schools/georgianforests/

Fax Number: (301) 460-2477

2021–2022 Number of Out-of-School Suspension Incidents Related to School Safety ^{1 3 5}									
	Arson Fire Explosives	Attack	Dangerous Substances	Disrespect Insubordination Disruption	Fighting	Theft	Threat	Weapons	Other
Total Incidents	0	1	0	0	0	0	0	0	0
Female	0	0	0	0	0	0	0	0	0
Male	0	1	0	0	0	0	0	0	0
Non-binary	--	--	--	--	--	--	--	--	--
Asian	0	0	0	0	0	0	0	0	0
Black or African American	0	1	0	0	0	0	0	0	0
Hispanic/Latino	0	0	0	0	0	0	0	0	0
Two or More Races	0	0	0	0	0	0	0	0	0
White	0	0	0	0	0	0	0	0	0
EML	0	0	0	0	0	0	0	0	0
FARMS	0	1	0	0	0	0	0	0	0
Special Education	0	0	0	0	0	0	0	0	0

Out-of-School Suspension Rate ^{2 3 5}												
	Total Students Enrolled			Percent Students Enrolled			Number Students Suspended			Percent Students Suspended		
	2020	2021	2022	2020	2021	2022	2020	2021	2022	2020	2021	2022
All Students	630	572	588				0	See footnote 4.	1	.0	See footnote 4	.2
Female	290	274	279	46.0	47.9	47.4	0		1	.0		.4
Male	340	298	309	54.0	52.1	52.6	0		0	.0		.0
Non-binary	--	--	--	--	--	--	--		--	--		--
Asian	--	--	--	≤5.0	≤5.0	≤5.0	0		0	.0		.0
Black or African American	154	151	147	24.4	26.4	25.0	0		1	.0		.8
Hispanic/Latino	410	365	387	65.1	63.8	65.8	0		0	.0		.0
Two or More Races	--	--	--	≤5.0	≤5.0	≤5.0	0		0	.0		.0
White	38	--	--	6.0	≤5.0	≤5.0	0		0	.0		.0
EML	311	273	258	49.4	47.7	43.9	0		0	.0		.0
FARMS	483	386	420	76.7	67.5	71.4	0		1	.0		.3
Special Education	51	45	44	8.1	7.9	7.5	0		0	.0		.0

2021–2022 Reported Serious Incidents								
Description	Police Called		Description	Police Called		Description	Police Called	
	No	Yes		No	Yes		No	Yes
Academic Dishonesty	0	0	Drugs	0	0	Robbery, Strong-Armed	0	0
Accident	1	0	Extortion	0	0	Serious Injury	0	0
Alcohol	0	0	Fighting	0	0	Sex Related	0	0
Arrest	0	0	Fire, Not Arson	0	0	Suicide Related	0	0
Arson	0	0	Gang-Related Incident/Crime	0	0	Theft	0	0
Bomb	0	0	Hate Incident	0	0	Threat, Physical or Verbal	0	0
Bomb Threat	1	0	Malfunction, Essential Equip.	0	0	Vandalism	0	0
Bullying	0	0	Medical Assistance	1	0	Weapon	0	0
Bus	0	0	Missing Child	0	0	Weapon, Toy, Facsimile	0	0
Computer Abuse	0	0	Physical Assault/Attack	0	0	Other	0	0
Disruptive Behavior	0	1	Protective Services	0	0			

¹ Duplicated Count of Students

² Unduplicated Count of Students

³ Data suppressed (--) to comply with federal guidance (see Guidelines for Reporting Data on Page iii).

⁴ Due to the COVID-19 pandemic, the 2020–2021 suspension data is not published as the overall number of incidents was too small to be reported.

⁵ EML = Emergent Multilingual Learners, FARMS = Free and Reduced-price Meals System.

Georgian Forest Elementary School - #786

2021–2022 Bullying Incidents ⁶		2021–2022 Drills Conducted							
Number Reported	Number Confirmed	Fire	Evacuation	Reverse Evacuation	Shelter in Place	Drop, Cover, and Hold	Severe Weather	Active Assailant	Lockdown
0	0	5	1	1	1	1	1	1	1

2021–2022 Safety Incidents Requiring Alert Status							
Fire	Evacuation	Reverse Evacuation	Shelter in Place	Drop, Cover, and Hold	Severe Weather	Active Assailant	Lockdown
1	0	0	0	0	0	0	0

School Safety Programs	
Be Well 365 Linkages to Learning Restorative Justice Visitor Management System	

⁶ The number of reported bullying incidents may differ from the number of bullying incidents reported as a serious incident because an event is identified as a serious incident only if it results in or leads to the death or serious injury of any person on an MCPS site or conducting MCPS business; potential or actual disruption of the planned school day; or, any of the other criteria outlined in MCPS Regulation COB-RA *Reporting a Serious Incident* (see page 459). Additional information can be found in the glossary on page 445.

Germantown Elementary School - #102

Cluster Name: Northwest, Seneca Valley

19110 Liberty Mill Road Germantown, MD 20874

Office Phone: (301) 353-8050

School Hours: 9:25 - 3:50

www.montgomeryschoolsmd.org/schools/germantownes/

Fax Number: (301) 601-0393

2021–2022 Number of Out-of-School Suspension Incidents Related to School Safety ^{1 3 5}									
	Arson Fire Explosives	Attack	Dangerous Substances	Disrespect Insubordination Disruption	Fighting	Theft	Threat	Weapons	Other
Total Incidents	0	0	0	0	0	0	0	0	0
Female	0	0	0	0	0	0	0	0	0
Male	0	0	0	0	0	0	0	0	0
Non-binary	--	--	--	--	--	--	--	--	--
Asian	0	0	0	0	0	0	0	0	0
Black or African American	0	0	0	0	0	0	0	0	0
Hispanic/Latino	0	0	0	0	0	0	0	0	0
Two or More Races	0	0	0	0	0	0	0	0	0
White	0	0	0	0	0	0	0	0	0
EML	0	0	0	0	0	0	0	0	0
FARMS	0	0	0	0	0	0	0	0	0
Special Education	0	0	0	0	0	0	0	0	0

Out-of-School Suspension Rate ^{2 3 5}												
	Total Students Enrolled			Percent Students Enrolled			Number Students Suspended			Percent Students Suspended		
	2020	2021	2022	2020	2021	2022	2020	2021	2022	2020	2021	2022
All Students	340	301	321				1	See footnote 4.	0	.3	See footnote 4	.0
Female	163	141	139	47.9	46.8	43.3	0		0	.0		.0
Male	177	160	182	52.1	53.2	56.7	1		0	.6		.0
Non-binary	--	--	--	--	--	--	--		--	--		--
Asian	51	53	50	15.0	17.6	15.6	0		0	.0		.0
Black or African American	118	114	114	34.7	37.9	35.5	1		0	.9		.0
Hispanic/Latino	91	74	91	26.8	24.6	28.3	0		0	.0		.0
Two or More Races	21	--	--	6.2	≤5.0	≤5.0	0		0	.0		.0
White	57	45	47	16.8	15.0	14.6	0		0	.0		.0
EML	47	52	46	13.8	17.3	14.3	1		0	2.3		.0
FARMS	129	102	131	37.9	33.9	40.8	1		0	.9		.0
Special Education	95	84	90	27.9	27.9	28.0	0		0	.0		.0

2021–2022 Reported Serious Incidents								
Description	Police Called		Description	Police Called		Description	Police Called	
	No	Yes		No	Yes		No	Yes
Academic Dishonesty	0	0	Drugs	0	0	Robbery, Strong-Armed	0	0
Accident	0	0	Extortion	0	0	Serious Injury	0	0
Alcohol	0	0	Fighting	0	0	Sex Related	0	0
Arrest	0	0	Fire, Not Arson	0	0	Suicide Related	0	0
Arson	0	0	Gang-Related Incident/Crime	0	0	Theft	0	0
Bomb	0	0	Hate Incident	0	0	Threat, Physical or Verbal	0	0
Bomb Threat	1	0	Malfunction, Essential Equip.	0	0	Vandalism	0	0
Bullying	0	0	Medical Assistance	5	0	Weapon	0	0
Bus	0	0	Missing Child	0	1	Weapon, Toy, Facsimile	0	0
Computer Abuse	0	0	Physical Assault/Attack	0	0	Other	0	0
Disruptive Behavior	0	4	Protective Services	0	0			

¹ Duplicated Count of Students

² Unduplicated Count of Students

³ Data suppressed (--) to comply with federal guidance (see Guidelines for Reporting Data on Page iii).

⁴ Due to the COVID-19 pandemic, the 2020–2021 suspension data is not published as the overall number of incidents was too small to be reported.

⁵ EML = Emergent Multilingual Learners, FARMS = Free and Reduced-price Meals System.

Germantown Elementary School - #102

2021–2022 Bullying Incidents ⁶		2021–2022 Drills Conducted							
Number Reported	Number Confirmed	Fire	Evacuation	Reverse Evacuation	Shelter in Place	Drop, Cover, and Hold	Severe Weather	Active Assailant	Lockdown
0	0	6	1	1	1	0	1	0	1

2021–2022 Safety Incidents Requiring Alert Status							
Fire	Evacuation	Reverse Evacuation	Shelter in Place	Drop, Cover, and Hold	Severe Weather	Active Assailant	Lockdown
1	0	0	0	0	0	0	0

School Safety Programs	
Be Well 365 Visitor Management System	

⁶ The number of reported bullying incidents may differ from the number of bullying incidents reported as a serious incident because an event is identified as a serious incident only if it results in or leads to the death or serious injury of any person on an MCPS site or conducting MCPS business; potential or actual disruption of the planned school day; or, any of the other criteria outlined in MCPS Regulation COB-RA *Reporting a Serious Incident* (see page 459). Additional information can be found in the glossary on page 445.

William B. Gibbs, Jr. Elementary School - #337

Cluster Name: Clarksburg, Seneca Valley

12615 Royal Crown Drive Germantown, MD, 20876

Office Phone: (240) 740-0740

School Hours: 9:25 - 3:50

www.montgomeryschoolsmd.org/schools/gibbses/

Fax Number: (301) 353-0890

2021–2022 Number of Out-of-School Suspension Incidents Related to School Safety ^{1 3 5}									
	Arson Fire Explosives	Attack	Dangerous Substances	Disrespect Insubordination Disruption	Fighting	Theft	Threat	Weapons	Other
Total Incidents	0	3	0	0	0	0	2	0	0
Female	0	0	0	0	0	0	0	0	0
Male	0	3	0	0	0	0	2	0	0
Non-binary	--	--	--	--	--	--	--	--	--
Asian	0	0	0	0	0	0	0	0	0
Black or African American	0	3	0	0	0	0	2	0	0
Hispanic/Latino	0	0	0	0	0	0	0	0	0
Two or More Races	0	0	0	0	0	0	0	0	0
White	0	0	0	0	0	0	0	0	0
EML	0	0	0	0	0	0	0	0	0
FARMS	0	3	0	0	0	0	2	0	0
Special Education	0	3	0	0	0	0	2	0	0

Out-of-School Suspension Rate ^{2 3 5}												
	Total Students Enrolled			Percent Students Enrolled			Number Students Suspended			Percent Students Suspended		
	2020	2021	2022	2020	2021	2022	2020	2021	2022	2020	2021	2022
All Students	639	575	558				1	See footnote 4.	2	.2	See footnote 4	.4
Female	282	258	239	44.1	44.9	42.8	0		2	.0		1.0
Male	357	317	319	55.9	55.1	57.2	1		0	.4		.0
Non-binary	--	--	--	--	--	--	--		--	--		--
Asian	170	165	157	26.6	28.7	28.1	0		0	.0		.0
Black or African American	185	170	174	29.0	29.6	31.2	0		2	.0		1.6
Hispanic/Latino	131	114	115	20.5	19.8	20.6	0		0	.0		.0
Two or More Races	39	33	--	6.1	5.7	≤5.0	0		0	.0		.0
White	114	93	89	17.8	16.2	15.9	1		0	1.1		.0
EML	100	129	97	15.6	22.4	17.4	0		0	.0		.0
FARMS	221	154	172	34.6	26.8	30.8	0		2	.0		1.6
Special Education	129	105	114	20.2	18.3	20.4	1		1	2.3		2.3

2021–2022 Reported Serious Incidents								
Description	Police Called		Description	Police Called		Description	Police Called	
	No	Yes		No	Yes		No	Yes
Academic Dishonesty	0	0	Drugs	0	0	Robbery, Strong-Armed	0	0
Accident	1	0	Extortion	0	0	Serious Injury	0	0
Alcohol	0	0	Fighting	0	0	Sex Related	2	0
Arrest	0	0	Fire, Not Arson	0	0	Suicide Related	0	0
Arson	0	0	Gang-Related Incident/Crime	0	0	Theft	0	0
Bomb	0	0	Hate Incident	0	0	Threat, Physical or Verbal	0	0
Bomb Threat	0	0	Malfunction, Essential Equip.	0	0	Vandalism	0	0
Bullying	0	0	Medical Assistance	2	0	Weapon	0	0
Bus	0	0	Missing Child	0	0	Weapon, Toy, Facsimile	0	0
Computer Abuse	0	0	Physical Assault/Attack	0	0	Other	0	0
Disruptive Behavior	0	0	Protective Services	0	0			

¹ Duplicated Count of Students

² Unduplicated Count of Students

³ Data suppressed (--) to comply with federal guidance (see Guidelines for Reporting Data on Page iii).

⁴ Due to the COVID-19 pandemic, the 2020–2021 suspension data is not published as the overall number of incidents was too small to be reported.

⁵ EML = Emergent Multilingual Learners, FARMS = Free and Reduced-price Meals System.

William B. Gibbs, Jr. Elementary School - #337

2021–2022 Bullying Incidents ⁶		2021–2022 Drills Conducted							
Number Reported	Number Confirmed	Fire	Evacuation	Reverse Evacuation	Shelter in Place	Drop, Cover, and Hold	Severe Weather	Active Assailant	Lockdown
3	2	5	1	1	1	1	1	1	1

2021–2022 Safety Incidents Requiring Alert Status							
Fire	Evacuation	Reverse Evacuation	Shelter in Place	Drop, Cover, and Hold	Severe Weather	Active Assailant	Lockdown
0	0	0	0	0	0	0	0

School Safety Programs	
Be Well 365 Visitor Management System	

⁶ The number of reported bullying incidents may differ from the number of bullying incidents reported as a serious incident because an event is identified as a serious incident only if it results in or leads to the death or serious injury of any person on an MCPS site or conducting MCPS business; potential or actual disruption of the planned school day; or, any of the other criteria outlined in MCPS Regulation COB-RA *Reporting a Serious Incident* (see page 459). Additional information can be found in the glossary on page 445.

Glen Haven Elementary School - #767

Cluster Name: Downcounty Consortium

10900 Inwood Avenue Silver Spring, MD 20902

Office Phone: (301) 649-8051

School Hours: 9:00 - 3:25

www.montgomeryschoolsmd.org/schools/glenhavenes/

Fax Number: (301) 649-8540

2021–2022 Number of Out-of-School Suspension Incidents Related to School Safety ^{1 3 5}									
	Arson Fire Explosives	Attack	Dangerous Substances	Disrespect Insubordination Disruption	Fighting	Theft	Threat	Weapons	Other
Total Incidents	0	0	0	0	0	0	0	0	0
Female	0	0	0	0	0	0	0	0	0
Male	0	0	0	0	0	0	0	0	0
Non-binary	--	--	--	--	--	--	--	--	--
Asian	0	0	0	0	0	0	0	0	0
Black or African American	0	0	0	0	0	0	0	0	0
Hispanic/Latino	0	0	0	0	0	0	0	0	0
Two or More Races	0	0	0	0	0	0	0	0	0
White	0	0	0	0	0	0	0	0	0
EML	0	0	0	0	0	0	0	0	0
FARMS	0	0	0	0	0	0	0	0	0
Special Education	0	0	0	0	0	0	0	0	0

Out-of-School Suspension Rate ^{2 3 5}												
	Total Students Enrolled			Percent Students Enrolled			Number Students Suspended			Percent Students Suspended		
	2020	2021	2022	2020	2021	2022	2020	2021	2022	2020	2021	2022
All Students	512	506	546				2	See footnote 4.	0	.4	See footnote 4	.0
Female	273	271	285	53.3	53.6	52.2	0		0	.0		.0
Male	239	235	261	46.7	46.4	47.8	2		0	.9		.0
Non-binary	--	--	--	--	--	--	--		--	--		--
Asian	33	31	28	6.4	6.1	5.1	0		0	.0		.0
Black or African American	115	120	147	22.5	23.7	26.9	1		0	1.0		.0
Hispanic/Latino	259	243	266	50.6	48.0	48.7	1		0	.4		.0
Two or More Races	--	27	--	≤5.0	5.3	≤5.0	0		0	.0		.0
White	79	84	78	15.4	16.6	14.3	0		0	.0		.0
EML	185	181	172	36.1	35.8	31.5	0		0	.0		.0
FARMS	304	224	272	59.4	44.3	49.8	2		0	.7		.0
Special Education	54	84	102	10.5	16.6	18.7	1		0	2.2		.0

2021–2022 Reported Serious Incidents								
Description	Police Called		Description	Police Called		Description	Police Called	
	No	Yes		No	Yes		No	Yes
Academic Dishonesty	0	0	Drugs	0	0	Robbery, Strong-Armed	0	0
Accident	0	0	Extortion	0	0	Serious Injury	0	0
Alcohol	0	0	Fighting	0	0	Sex Related	0	0
Arrest	0	0	Fire, Not Arson	0	0	Suicide Related	0	0
Arson	0	0	Gang-Related Incident/Crime	0	0	Theft	0	0
Bomb	0	0	Hate Incident	0	0	Threat, Physical or Verbal	0	2
Bomb Threat	0	0	Malfunction, Essential Equip.	0	0	Vandalism	0	0
Bullying	0	0	Medical Assistance	1	0	Weapon	0	1
Bus	0	0	Missing Child	0	1	Weapon, Toy, Facsimile	0	0
Computer Abuse	0	0	Physical Assault/Attack	0	0	Other	0	1
Disruptive Behavior	0	0	Protective Services	0	0			

¹ Duplicated Count of Students

² Unduplicated Count of Students

³ Data suppressed (--) to comply with federal guidance (see Guidelines for Reporting Data on Page iii).

⁴ Due to the COVID-19 pandemic, the 2020–2021 suspension data is not published as the overall number of incidents was too small to be reported.

⁵ EML = Emergent Multilingual Learners, FARMS = Free and Reduced-price Meals System.

Glen Haven Elementary School - #767

2021–2022 Bullying Incidents ⁶		2021–2022 Drills Conducted							
Number Reported	Number Confirmed	Fire	Evacuation	Reverse Evacuation	Shelter in Place	Drop, Cover, and Hold	Severe Weather	Active Assailant	Lockdown
0	0	5	1	1	1	1	1	1	1

2021–2022 Safety Incidents Requiring Alert Status							
Fire	Evacuation	Reverse Evacuation	Shelter in Place	Drop, Cover, and Hold	Severe Weather	Active Assailant	Lockdown
0	0	0	1	0	0	0	0

School Safety Programs	
Be Well 365 Visitor Management System	

⁶ The number of reported bullying incidents may differ from the number of bullying incidents reported as a serious incident because an event is identified as a serious incident only if it results in or leads to the death or serious injury of any person on an MCPS site or conducting MCPS business; potential or actual disruption of the planned school day; or, any of the other criteria outlined in MCPS Regulation COB-RA *Reporting a Serious Incident* (see page 459). Additional information can be found in the glossary on page 445.

Glenallan Elementary School - #817

Cluster Name: Downcounty Consortium

12520 Heurich Road Silver Spring, MD 20902

Office Phone: (240) 740-0760

School Hours: 9:00 - 3:25

www.montgomeryschoolsmd.org/schools/glenallanes/

Fax Number: (301) 929-2016

2021–2022 Number of Out-of-School Suspension Incidents Related to School Safety ^{1 3 5}									
	Arson Fire Explosives	Attack	Dangerous Substances	Disrespect Insubordination Disruption	Fighting	Theft	Threat	Weapons	Other
Total Incidents	0	0	0	0	0	0	0	0	0
Female	0	0	0	0	0	0	0	0	0
Male	0	0	0	0	0	0	0	0	0
Non-binary	--	--	--	--	--	--	--	--	--
Asian	0	0	0	0	0	0	0	0	0
Black or African American	0	0	0	0	0	0	0	0	0
Hispanic/Latino	0	0	0	0	0	0	0	0	0
Two or More Races	0	0	0	0	0	0	0	0	0
White	0	0	0	0	0	0	0	0	0
EML	0	0	0	0	0	0	0	0	0
FARMS	0	0	0	0	0	0	0	0	0
Special Education	0	0	0	0	0	0	0	0	0

Out-of-School Suspension Rate ^{2 3 5}												
	Total Students Enrolled			Percent Students Enrolled			Number Students Suspended			Percent Students Suspended		
	2020	2021	2022	2020	2021	2022	2020	2021	2022	2020	2021	2022
All Students	750	708	701				1	See footnote 4.	0	.1	See footnote 4	.0
Female	344	327	333	45.9	46.2	47.5	0		0	.0		.0
Male	406	381	368	54.1	53.8	52.5	1		0	.3		.0
Non-binary	--	--	--	--	--	--	--		--	--		--
Asian	85	80	70	11.3	11.3	10.0	0		0	.0		.0
Black or African American	230	221	210	30.7	31.2	30.0	0		0	.0		.0
Hispanic/Latino	340	309	317	45.3	43.6	45.2	0		0	.0		.0
Two or More Races	--	--	--	≤5.0	≤5.0	≤5.0	1		0	4.8		.0
White	71	73	71	9.5	10.3	10.1	0		0	.0		.0
EML	214	220	188	28.5	31.1	26.8	0		0	.0		.0
FARMS	457	305	383	60.9	43.1	54.6	0		0	.0		.0
Special Education	96	91	97	12.8	12.9	13.8	0		0	.0		.0

2021–2022 Reported Serious Incidents								
Description	Police Called		Description	Police Called		Description	Police Called	
	No	Yes		No	Yes		No	Yes
Academic Dishonesty	0	0	Drugs	0	0	Robbery, Strong-Armed	0	0
Accident	0	0	Extortion	0	0	Serious Injury	0	0
Alcohol	0	0	Fighting	0	0	Sex Related	0	3
Arrest	0	0	Fire, Not Arson	0	0	Suicide Related	0	0
Arson	0	0	Gang-Related Incident/Crime	0	0	Theft	0	0
Bomb	0	0	Hate Incident	0	0	Threat, Physical or Verbal	0	0
Bomb Threat	0	0	Malfunction, Essential Equip.	0	0	Vandalism	0	0
Bullying	0	0	Medical Assistance	1	0	Weapon	0	0
Bus	0	0	Missing Child	0	1	Weapon, Toy, Facsimile	0	0
Computer Abuse	0	0	Physical Assault/Attack	0	0	Other	0	0
Disruptive Behavior	1	0	Protective Services	0	0			

¹ Duplicated Count of Students

² Unduplicated Count of Students

³ Data suppressed (--) to comply with federal guidance (see Guidelines for Reporting Data on Page iii).

⁴ Due to the COVID-19 pandemic, the 2020–2021 suspension data is not published as the overall number of incidents was too small to be reported.

⁵ EML = Emergent Multilingual Learners, FARMS = Free and Reduced-price Meals System.

Glenallan Elementary School - #817

2021–2022 Bullying Incidents ⁶		2021–2022 Drills Conducted							
Number Reported	Number Confirmed	Fire	Evacuation	Reverse Evacuation	Shelter in Place	Drop, Cover, and Hold	Severe Weather	Active Assailant	Lockdown
0	0	5	1	1	1	1	1	0	1

2021–2022 Safety Incidents Requiring Alert Status							
Fire	Evacuation	Reverse Evacuation	Shelter in Place	Drop, Cover, and Hold	Severe Weather	Active Assailant	Lockdown
0	0	0	0	0	0	0	0

School Safety Programs	
Be Well 365 Visitor Management System	

⁶ The number of reported bullying incidents may differ from the number of bullying incidents reported as a serious incident because an event is identified as a serious incident only if it results in or leads to the death or serious injury of any person on an MCPS site or conducting MCPS business; potential or actual disruption of the planned school day; or, any of the other criteria outlined in MCPS Regulation COB-RA *Reporting a Serious Incident* (see page 459). Additional information can be found in the glossary on page 445.

Goshen Elementary School - #546

Cluster Name: Gaithersburg

8701 Warfield Road Gaithersburg, MD 20882

Office Phone: (240) 740-6170

School Hours: 9:25 - 3:50

www.montgomeryschoolsmd.org/schools/goshenes/

Fax Number: (301) 840-8167

2021–2022 Number of Out-of-School Suspension Incidents Related to School Safety ^{1 3 5}									
	Arson Fire Explosives	Attack	Dangerous Substances	Disrespect Insubordination Disruption	Fighting	Theft	Threat	Weapons	Other
Total Incidents	0	0	0	0	0	0	0	0	0
Female	0	0	0	0	0	0	0	0	0
Male	0	0	0	0	0	0	0	0	0
Non-binary	--	--	--	--	--	--	--	--	--
Asian	0	0	0	0	0	0	0	0	0
Black or African American	0	0	0	0	0	0	0	0	0
Hispanic/Latino	0	0	0	0	0	0	0	0	0
Two or More Races	0	0	0	0	0	0	0	0	0
White	0	0	0	0	0	0	0	0	0
EML	0	0	0	0	0	0	0	0	0
FARMS	0	0	0	0	0	0	0	0	0
Special Education	0	0	0	0	0	0	0	0	0

Out-of-School Suspension Rate ^{2 3 5}												
	Total Students Enrolled			Percent Students Enrolled			Number Students Suspended			Percent Students Suspended		
	2020	2021	2022	2020	2021	2022	2020	2021	2022	2020	2021	2022
All Students	579	535	536				2	See footnote 4.	0	.4	See footnote 4	.0
Female	275	267	257	47.5	49.9	47.9	0		0	.0		.0
Male	304	268	279	52.5	50.1	52.1	2		0	.7		.0
Non-binary	--	--	--	--	--	--	--		--	--		--
Asian	72	68	59	12.4	12.7	11.0	0		0	.0		.0
Black or African American	128	128	133	22.1	23.9	24.8	0		0	.0		.0
Hispanic/Latino	250	240	249	43.2	44.9	46.5	2		0	.9		.0
Two or More Races	--	--	--	≤5.0	≤5.0	≤5.0	0		0	.0		.0
White	106	76	76	18.3	14.2	14.2	0		0	.0		.0
EML	135	172	167	23.3	32.1	31.2	0		0	.0		.0
FARMS	272	234	268	47.0	43.7	50.0	2		0	.8		.0
Special Education	102	87	74	17.6	16.3	13.8	1		0	1.7		.0

2021–2022 Reported Serious Incidents								
Description	Police Called		Description	Police Called		Description	Police Called	
	No	Yes		No	Yes		No	Yes
Academic Dishonesty	0	0	Drugs	0	0	Robbery, Strong-Armed	0	0
Accident	0	0	Extortion	0	0	Serious Injury	0	0
Alcohol	0	0	Fighting	0	0	Sex Related	0	0
Arrest	0	0	Fire, Not Arson	0	0	Suicide Related	0	0
Arson	0	0	Gang-Related Incident/Crime	0	0	Theft	0	0
Bomb	0	0	Hate Incident	0	0	Threat, Physical or Verbal	0	0
Bomb Threat	0	0	Malfunction, Essential Equip.	0	0	Vandalism	0	0
Bullying	0	0	Medical Assistance	1	0	Weapon	0	0
Bus	0	0	Missing Child	1	0	Weapon, Toy, Facsimile	0	0
Computer Abuse	0	0	Physical Assault/Attack	0	0	Other	0	0
Disruptive Behavior	0	2	Protective Services	0	0			

¹ Duplicated Count of Students

² Unduplicated Count of Students

³ Data suppressed (--) to comply with federal guidance (see Guidelines for Reporting Data on Page iii).

⁴ Due to the COVID-19 pandemic, the 2020–2021 suspension data is not published as the overall number of incidents was too small to be reported.

⁵ EML = Emergent Multilingual Learners, FARMS = Free and Reduced-price Meals System.

Goshen Elementary School - #546

2021–2022 Bullying Incidents ⁶		2021–2022 Drills Conducted							
Number Reported	Number Confirmed	Fire	Evacuation	Reverse Evacuation	Shelter in Place	Drop, Cover, and Hold	Severe Weather	Active Assailant	Lockdown
2	2	5	1	1	1	1	1	0	1

2021–2022 Safety Incidents Requiring Alert Status							
Fire	Evacuation	Reverse Evacuation	Shelter in Place	Drop, Cover, and Hold	Severe Weather	Active Assailant	Lockdown
0	0	0	0	0	0	0	0

School Safety Programs	
Be Well 365 Restorative Justice Visitor Management System	

⁶ The number of reported bullying incidents may differ from the number of bullying incidents reported as a serious incident because an event is identified as a serious incident only if it results in or leads to the death or serious injury of any person on an MCPS site or conducting MCPS business; potential or actual disruption of the planned school day; or, any of the other criteria outlined in MCPS Regulation COB-RA *Reporting a Serious Incident* (see page 459). Additional information can be found in the glossary on page 445.

Great Seneca Creek Elementary School - #340

Cluster Name: Northwest

13010 Dairymaid Drive Germantown, MD 20874

Office Phone: (240) 740-4380

School Hours: 9:00 - 3:25

www.montgomeryschoolsmd.org/schools/greatsenecacreekes/

Fax Number: (301) 515-3044

2021–2022 Number of Out-of-School Suspension Incidents Related to School Safety ^{1 3 5}									
	Arson Fire Explosives	Attack	Dangerous Substances	Disrespect Insubordination Disruption	Fighting	Theft	Threat	Weapons	Other
Total Incidents	0	0	0	0	2	0	0	0	0
Female	0	0	0	0	2	0	0	0	0
Male	0	0	0	0	0	0	0	0	0
Non-binary	--	--	--	--	--	--	--	--	--
Asian	0	0	0	0	0	0	0	0	0
Black or African American	0	0	0	0	1	0	0	0	0
Hispanic/Latino	0	0	0	0	1	0	0	0	0
Two or More Races	0	0	0	0	0	0	0	0	0
White	0	0	0	0	0	0	0	0	0
EML	0	0	0	0	0	0	0	0	0
FARMS	0	0	0	0	1	0	0	0	0
Special Education	0	0	0	0	0	0	0	0	0

Out-of-School Suspension Rate ^{2 3 5}												
	Total Students Enrolled			Percent Students Enrolled			Number Students Suspended			Percent Students Suspended		
	2020	2021	2022	2020	2021	2022	2020	2021	2022	2020	2021	2022
All Students	593	533	538				7	See footnote 4.	2	1.2	See footnote 4	.4
Female	292	268	259	49.2	50.3	48.1	0		0	.0		.0
Male	301	265	279	50.8	49.7	51.9	7		2	2.3		.7
Non-binary	--	--	--	--	--	--	--		--	--		--
Asian	71	65	72	12.0	12.2	13.4	0		0	.0		.0
Black or African American	210	186	170	35.4	34.9	31.6	6		1	2.9		.6
Hispanic/Latino	150	151	167	25.3	28.3	31.0	1		1	.7		.6
Two or More Races	38	29	32	6.4	5.4	5.9	0		0	.0		.0
White	118	98	94	19.9	18.4	17.5	0		0	.0		.0
EML	112	141	141	18.9	26.5	26.2	0		0	.0		.0
FARMS	255	186	246	43.0	34.9	45.7	7		1	2.8		.4
Special Education	64	62	66	10.8	11.6	12.3	3		0	4.8		.0

2021–2022 Reported Serious Incidents								
Description	Police Called		Description	Police Called		Description	Police Called	
	No	Yes		No	Yes		No	Yes
Academic Dishonesty	0	0	Drugs	0	0	Robbery, Strong-Armed	0	0
Accident	0	0	Extortion	0	0	Serious Injury	0	0
Alcohol	0	0	Fighting	0	0	Sex Related	0	0
Arrest	0	0	Fire, Not Arson	0	0	Suicide Related	1	2
Arson	0	0	Gang-Related Incident/Crime	0	0	Theft	0	0
Bomb	0	0	Hate Incident	0	0	Threat, Physical or Verbal	0	0
Bomb Threat	1	0	Malfunction, Essential Equip.	0	0	Vandalism	0	1
Bullying	0	0	Medical Assistance	5	0	Weapon	0	0
Bus	0	0	Missing Child	1	1	Weapon, Toy, Facsimile	0	0
Computer Abuse	0	0	Physical Assault/Attack	0	0	Other	0	0
Disruptive Behavior	0	0	Protective Services	0	0			

¹ Duplicated Count of Students

² Unduplicated Count of Students

³ Data suppressed (--) to comply with federal guidance (see Guidelines for Reporting Data on Page iii).

⁴ Due to the COVID-19 pandemic, the 2020–2021 suspension data is not published as the overall number of incidents was too small to be reported.

⁵ EML = Emergent Multilingual Learners, FARMS = Free and Reduced-price Meals System.

Great Seneca Creek Elementary School - #340

2021–2022 Bullying Incidents ⁶		2021–2022 Drills Conducted							
Number Reported	Number Confirmed	Fire	Evacuation	Reverse Evacuation	Shelter in Place	Drop, Cover, and Hold	Severe Weather	Active Assailant	Lockdown
0	0	5	1	1	1	1	1	1	1

2021–2022 Safety Incidents Requiring Alert Status							
Fire	Evacuation	Reverse Evacuation	Shelter in Place	Drop, Cover, and Hold	Severe Weather	Active Assailant	Lockdown
1	0	0	0	0	0	0	0

School Safety Programs	
Be Well 365 Visitor Management System	

⁶ The number of reported bullying incidents may differ from the number of bullying incidents reported as a serious incident because an event is identified as a serious incident only if it results in or leads to the death or serious injury of any person on an MCPS site or conducting MCPS business; potential or actual disruption of the planned school day; or, any of the other criteria outlined in MCPS Regulation COB-RA *Reporting a Serious Incident* (see page 459). Additional information can be found in the glossary on page 445.

Greencastle Elementary School - #334

Cluster Name: Northeast Consortium

13611 Robey Road Silver Spring, MD 20904

Office Phone: (240) 740-1420

School Hours: 9:00 - 3:25

www.montgomeryschoolsmd.org/schools/greencastles/

Fax Number: (301) 902-1222

2021–2022 Number of Out-of-School Suspension Incidents Related to School Safety ^{1 3 5}									
	Arson Fire Explosives	Attack	Dangerous Substances	Disrespect Insubordination Disruption	Fighting	Theft	Threat	Weapons	Other
Total Incidents	0	1	0	0	0	0	0	0	0
Female	0	1	0	0	0	0	0	0	0
Male	0	0	0	0	0	0	0	0	0
Non-binary	--	--	--	--	--	--	--	--	--
Asian	0	0	0	0	0	0	0	0	0
Black or African American	0	1	0	0	0	0	0	0	0
Hispanic/Latino	0	0	0	0	0	0	0	0	0
Two or More Races	0	0	0	0	0	0	0	0	0
White	0	0	0	0	0	0	0	0	0
EML	0	0	0	0	0	0	0	0	0
FARMS	0	1	0	0	0	0	0	0	0
Special Education	0	0	0	0	0	0	0	0	0

Out-of-School Suspension Rate ^{2 3 5}												
	Total Students Enrolled			Percent Students Enrolled			Number Students Suspended			Percent Students Suspended		
	2020	2021	2022	2020	2021	2022	2020	2021	2022	2020	2021	2022
All Students	752	742	717				2	See footnote 4.	1	.3	See footnote 4	.2
Female	357	353	334	47.5	47.6	46.6	0		0	.0		.0
Male	395	388	382	52.5	52.3	53.3	2		1	.6		.3
Non-binary	--	--	--	--	--	--	--		--	--		--
Asian	59	53	53	7.8	7.1	7.4	0		0	.0		.0
Black or African American	515	497	469	68.5	67.0	65.4	2		1	.5		.2
Hispanic/Latino	145	151	157	19.3	20.4	21.9	0		0	.0		.0
Two or More Races	--	--	--	≤5.0	≤5.0	≤5.0	0		0	.0		.0
White	--	--	--	≤5.0	≤5.0	≤5.0	0		0	.0		.0
EML	140	156	125	18.6	21.0	17.4	0		0	.0		.0
FARMS	527	457	477	70.1	61.6	66.5	1		1	.2		.2
Special Education	139	134	143	18.5	18.1	19.9	0		0	.0		.0

2021–2022 Reported Serious Incidents								
Description	Police Called		Description	Police Called		Description	Police Called	
	No	Yes		No	Yes		No	Yes
Academic Dishonesty	0	0	Drugs	0	1	Robbery, Strong-Armed	0	0
Accident	0	0	Extortion	0	0	Serious Injury	0	0
Alcohol	0	0	Fighting	0	1	Sex Related	2	1
Arrest	0	0	Fire, Not Arson	0	0	Suicide Related	0	0
Arson	0	0	Gang-Related Incident/Crime	0	0	Theft	0	0
Bomb	0	0	Hate Incident	1	0	Threat, Physical or Verbal	0	0
Bomb Threat	0	0	Malfunction, Essential Equip.	0	0	Vandalism	0	0
Bullying	0	0	Medical Assistance	4	0	Weapon	0	0
Bus	0	0	Missing Child	0	2	Weapon, Toy, Facsimile	0	0
Computer Abuse	0	0	Physical Assault/Attack	0	0	Other	0	0
Disruptive Behavior	1	0	Protective Services	0	0			

¹ Duplicated Count of Students

² Unduplicated Count of Students

³ Data suppressed (--) to comply with federal guidance (see Guidelines for Reporting Data on Page iii).

⁴ Due to the COVID-19 pandemic, the 2020–2021 suspension data is not published as the overall number of incidents was too small to be reported.

⁵ EML = Emergent Multilingual Learners, FARMS = Free and Reduced-price Meals System.

Greencastle Elementary School - #334

2021–2022 Bullying Incidents ⁶		2021–2022 Drills Conducted							
Number Reported	Number Confirmed	Fire	Evacuation	Reverse Evacuation	Shelter in Place	Drop, Cover, and Hold	Severe Weather	Active Assailant	Lockdown
0	0	6	1	1	1	1	1	0	1

2021–2022 Safety Incidents Requiring Alert Status							
Fire	Evacuation	Reverse Evacuation	Shelter in Place	Drop, Cover, and Hold	Severe Weather	Active Assailant	Lockdown
0	0	0	0	0	0	0	0

School Safety Programs	
Be Well 365 Linkages to Learning Visitor Management System	

⁶ The number of reported bullying incidents may differ from the number of bullying incidents reported as a serious incident because an event is identified as a serious incident only if it results in or leads to the death or serious injury of any person on an MCPS site or conducting MCPS business; potential or actual disruption of the planned school day; or, any of the other criteria outlined in MCPS Regulation COB-RA *Reporting a Serious Incident* (see page 459). Additional information can be found in the glossary on page 445.

Greenwood Elementary School - #512

Cluster Name: Sherwood
School Hours: 9:00 - 3:25

3336 Gold Mine Road Brookeville, MD 20833
www.montgomeryschoolsmd.org/schools/greenwoodes/

Office Phone: (240) 740-3420
Fax Number: (301) 924-3296

2021–2022 Number of Out-of-School Suspension Incidents Related to School Safety ^{1 3 5}									
	Arson Fire Explosives	Attack	Dangerous Substances	Disrespect Insubordination Disruption	Fighting	Theft	Threat	Weapons	Other
Total Incidents	0	0	0	0	0	0	0	0	0
Female	0	0	0	0	0	0	0	0	0
Male	0	0	0	0	0	0	0	0	0
Non-binary	--	--	--	--	--	--	--	--	--
Asian	0	0	0	0	0	0	0	0	0
Black or African American	0	0	0	0	0	0	0	0	0
Hispanic/Latino	0	0	0	0	0	0	0	0	0
Two or More Races	0	0	0	0	0	0	0	0	0
White	0	0	0	0	0	0	0	0	0
EML	0	0	0	0	0	0	0	0	0
FARMS	0	0	0	0	0	0	0	0	0
Special Education	0	0	0	0	0	0	0	0	0

Out-of-School Suspension Rate ^{2 3 5}												
	Total Students Enrolled			Percent Students Enrolled			Number Students Suspended			Percent Students Suspended		
	2020	2021	2022	2020	2021	2022	2020	2021	2022	2020	2021	2022
All Students	524	500	555				5	See footnote 4.	0	1.0	See footnote 4	.0
Female	246	240	263	46.9	48.0	47.4	3		0	1.2		.0
Male	278	260	292	53.1	52.0	52.6	2		0	.7		.0
Non-binary	--	--	--	--	--	--	--		--	--		--
Asian	45	35	35	8.6	7.0	6.3	0		0	.0		.0
Black or African American	53	54	57	10.1	10.8	10.3	4		0	7.7		.0
Hispanic/Latino	63	67	79	12.0	13.4	14.2	0		0	.0		.0
Two or More Races	40	39	44	7.6	7.8	7.9	0		0	.0		.0
White	322	304	339	61.5	60.8	61.1	1		0	.3		.0
EML	30	41	--	5.7	8.2	≤5.0	0		0	.0		.0
FARMS	51	31	46	9.7	6.2	8.3	1		0	2.0		.0
Special Education	33	47	54	6.3	9.4	9.7	3		0	9.1		.0

2021–2022 Reported Serious Incidents								
Description	Police Called		Description	Police Called		Description	Police Called	
	No	Yes		No	Yes		No	Yes
Academic Dishonesty	0	0	Drugs	0	0	Robbery, Strong-Armed	0	0
Accident	0	0	Extortion	0	0	Serious Injury	0	0
Alcohol	0	0	Fighting	0	0	Sex Related	0	1
Arrest	0	0	Fire, Not Arson	0	0	Suicide Related	0	0
Arson	0	0	Gang-Related Incident/Crime	0	0	Theft	0	0
Bomb	0	0	Hate Incident	0	0	Threat, Physical or Verbal	0	0
Bomb Threat	1	0	Malfunction, Essential Equip.	0	0	Vandalism	0	1
Bullying	0	0	Medical Assistance	1	0	Weapon	0	0
Bus	0	0	Missing Child	0	0	Weapon, Toy, Facsimile	0	0
Computer Abuse	0	0	Physical Assault/Attack	0	0	Other	0	1
Disruptive Behavior	0	2	Protective Services	0	0			

¹ Duplicated Count of Students

² Unduplicated Count of Students

³ Data suppressed (--) to comply with federal guidance (see Guidelines for Reporting Data on Page iii).

⁴ Due to the COVID-19 pandemic, the 2020–2021 suspension data is not published as the overall number of incidents was too small to be reported.

⁵ EML = Emergent Multilingual Learners, FARMS = Free and Reduced-price Meals System.

Greenwood Elementary School - #512

2021–2022 Bullying Incidents ⁶		2021–2022 Drills Conducted							
Number Reported	Number Confirmed	Fire	Evacuation	Reverse Evacuation	Shelter in Place	Drop, Cover, and Hold	Severe Weather	Active Assailant	Lockdown
2	0	5	1	1	1	0	1	0	1

2021–2022 Safety Incidents Requiring Alert Status							
Fire	Evacuation	Reverse Evacuation	Shelter in Place	Drop, Cover, and Hold	Severe Weather	Active Assailant	Lockdown
1	0	0	0	0	0	0	0

School Safety Programs	
Be Well 365 Visitor Management System	

⁶ The number of reported bullying incidents may differ from the number of bullying incidents reported as a serious incident because an event is identified as a serious incident only if it results in or leads to the death or serious injury of any person on an MCPS site or conducting MCPS business; potential or actual disruption of the planned school day; or, any of the other criteria outlined in MCPS Regulation COB-RA *Reporting a Serious Incident* (see page 459). Additional information can be found in the glossary on page 445.

Harmony Hills Elementary School - #797

Cluster Name: Downcounty Consortium

13407 Lydia Street Silver Spring, MD 20906

Office Phone: (240) 740-0780

School Hours: 9:05 - 3:50

www.montgomeryschoolsmd.org/schools/harmonyhillses/

Fax Number: (301) 962-5976

2021–2022 Number of Out-of-School Suspension Incidents Related to School Safety ^{1 3 5}									
	Arson Fire Explosives	Attack	Dangerous Substances	Disrespect Insubordination Disruption	Fighting	Theft	Threat	Weapons	Other
Total Incidents	0	0	0	0	0	0	0	0	0
Female	0	0	0	0	0	0	0	0	0
Male	0	0	0	0	0	0	0	0	0
Non-binary	--	--	--	--	--	--	--	--	--
Asian	0	0	0	0	0	0	0	0	0
Black or African American	0	0	0	0	0	0	0	0	0
Hispanic/Latino	0	0	0	0	0	0	0	0	0
Two or More Races	--	--	--	--	--	--	--	--	--
White	0	0	0	0	0	0	0	0	0
EML	0	0	0	0	0	0	0	0	0
FARMS	0	0	0	0	0	0	0	0	0
Special Education	0	0	0	0	0	0	0	0	0

Out-of-School Suspension Rate ^{2 3 5}												
	Total Students Enrolled			Percent Students Enrolled			Number Students Suspended			Percent Students Suspended		
	2020	2021	2022	2020	2021	2022	2020	2021	2022	2020	2021	2022
All Students	759	709	716				0	See footnote 4.	0	.0	See footnote 4	.0
Female	387	359	356	51.0	50.6	49.7	0		0	.0		.0
Male	372	350	360	49.0	49.4	50.3	0		0	.0		.0
Non-binary	--	--	--	--	--	--	--		--	--		--
Asian	--	--	--	≤5.0	≤5.0	≤5.0	0		0	.0		.0
Black or African American	104	92	82	13.7	13.0	11.5	0		0	.0		.0
Hispanic/Latino	588	562	596	77.5	79.3	83.2	0		0	.0		.0
Two or More Races	--	--	--	--	--	--	--		--	--		--
White	--	--	--	≤5.0	≤5.0	≤5.0	0		0	.0		.0
EML	433	428	402	57.0	60.4	56.1	0		0	.0		.0
FARMS	620	524	547	81.7	73.9	76.4	0		0	.0		.0
Special Education	62	59	59	8.2	8.3	8.2	0		0	.0		.0

2021–2022 Reported Serious Incidents								
Description	Police Called		Description	Police Called		Description	Police Called	
	No	Yes		No	Yes		No	Yes
Academic Dishonesty	0	0	Drugs	0	0	Robbery, Strong-Armed	0	0
Accident	0	0	Extortion	0	0	Serious Injury	0	0
Alcohol	0	0	Fighting	0	0	Sex Related	0	1
Arrest	0	0	Fire, Not Arson	0	0	Suicide Related	0	0
Arson	0	0	Gang-Related Incident/Crime	0	0	Theft	0	0
Bomb	0	0	Hate Incident	0	0	Threat, Physical or Verbal	0	1
Bomb Threat	0	0	Malfunction, Essential Equip.	1	0	Vandalism	0	2
Bullying	0	0	Medical Assistance	0	0	Weapon	0	0
Bus	0	0	Missing Child	0	0	Weapon, Toy, Facsimile	0	0
Computer Abuse	0	0	Physical Assault/Attack	0	0	Other	0	0
Disruptive Behavior	0	0	Protective Services	0	0			

¹ Duplicated Count of Students

² Unduplicated Count of Students

³ Data suppressed (--) to comply with federal guidance (see Guidelines for Reporting Data on Page iii).

⁴ Due to the COVID-19 pandemic, the 2020–2021 suspension data is not published as the overall number of incidents was too small to be reported.

⁵ EML = Emergent Multilingual Learners, FARMS = Free and Reduced-price Meals System.

Harmony Hills Elementary School - #797

2021–2022 Bullying Incidents ⁶		2021–2022 Drills Conducted							
Number Reported	Number Confirmed	Fire	Evacuation	Reverse Evacuation	Shelter in Place	Drop, Cover, and Hold	Severe Weather	Active Assailant	Lockdown
0	0	5	1	1	1	1	1	1	1

2021–2022 Safety Incidents Requiring Alert Status							
Fire	Evacuation	Reverse Evacuation	Shelter in Place	Drop, Cover, and Hold	Severe Weather	Active Assailant	Lockdown
1	0	0	0	0	0	0	0

School Safety Programs	
Be Well 365 Linkages to Learning School Based Health Center Visitor Management System	

⁶ The number of reported bullying incidents may differ from the number of bullying incidents reported as a serious incident because an event is identified as a serious incident only if it results in or leads to the death or serious injury of any person on an MCPS site or conducting MCPS business; potential or actual disruption of the planned school day; or, any of the other criteria outlined in MCPS Regulation COB-RA *Reporting a Serious Incident* (see page 459). Additional information can be found in the glossary on page 445.

Highland Elementary School - #774

Cluster Name: Downcounty Consortium

3100 Medway Street Silver Spring, MD 20902

Office Phone: (240) 740-1770

School Hours: 9:00 - 3:25

www.montgomeryschoolsmd.org/schools/highlandes/

Fax Number: (301) 929-2042

2021–2022 Number of Out-of-School Suspension Incidents Related to School Safety ^{1 3 5}									
	Arson Fire Explosives	Attack	Dangerous Substances	Disrespect Insubordination Disruption	Fighting	Theft	Threat	Weapons	Other
Total Incidents	0	0	0	0	0	0	0	0	0
Female	0	0	0	0	0	0	0	0	0
Male	0	0	0	0	0	0	0	0	0
Non-binary	--	--	--	--	--	--	--	--	--
Asian	0	0	0	0	0	0	0	0	0
Black or African American	0	0	0	0	0	0	0	0	0
Hispanic/Latino	0	0	0	0	0	0	0	0	0
Two or More Races	--	--	--	--	--	--	--	--	--
White	0	0	0	0	0	0	0	0	0
EML	0	0	0	0	0	0	0	0	0
FARMS	0	0	0	0	0	0	0	0	0
Special Education	0	0	0	0	0	0	0	0	0

Out-of-School Suspension Rate ^{2 3 5}												
	Total Students Enrolled			Percent Students Enrolled			Number Students Suspended			Percent Students Suspended		
	2020	2021	2022	2020	2021	2022	2020	2021	2022	2020	2021	2022
All Students	560	552	531				1	See footnote 4.	0	.2	See footnote 4	.0
Female	253	257	261	45.2	46.6	49.2	0		0	.0		.0
Male	307	295	270	54.8	53.4	50.8	1		0	.4		.0
Non-binary	--	--	--	--	--	--	--		--	--		--
Asian	31	29	36	5.5	5.3	6.8	0		0	.0		.0
Black or African American	51	51	45	9.1	9.2	8.5	0		0	.0		.0
Hispanic/Latino	419	423	404	74.8	76.6	76.1	0		0	.0		.0
Two or More Races	--	--	--	≤5.0	--	--	0		--	.0		--
White	42	37	37	7.5	6.7	7.0	1		0	2.3		.0
EML	271	300	251	48.4	54.3	47.3	0		0	.0		.0
FARMS	439	361	382	78.4	65.4	71.9	0		0	.0		.0
Special Education	60	67	73	10.7	12.1	13.7	0		0	.0		.0

2021–2022 Reported Serious Incidents								
Description	Police Called		Description	Police Called		Description	Police Called	
	No	Yes		No	Yes		No	Yes
Academic Dishonesty	0	0	Drugs	0	0	Robbery, Strong-Armed	0	0
Accident	1	1	Extortion	0	0	Serious Injury	0	0
Alcohol	0	0	Fighting	0	0	Sex Related	0	0
Arrest	0	0	Fire, Not Arson	0	0	Suicide Related	0	0
Arson	0	0	Gang-Related Incident/Crime	0	0	Theft	0	0
Bomb	0	0	Hate Incident	0	0	Threat, Physical or Verbal	0	0
Bomb Threat	0	0	Malfunction, Essential Equip.	0	0	Vandalism	0	1
Bullying	0	0	Medical Assistance	0	0	Weapon	0	0
Bus	0	0	Missing Child	0	0	Weapon, Toy, Facsimile	0	0
Computer Abuse	0	0	Physical Assault/Attack	0	1	Other	0	0
Disruptive Behavior	0	0	Protective Services	0	0			

¹ Duplicated Count of Students

² Unduplicated Count of Students

³ Data suppressed (--) to comply with federal guidance (see Guidelines for Reporting Data on Page iii).

⁴ Due to the COVID-19 pandemic, the 2020–2021 suspension data is not published as the overall number of incidents was too small to be reported.

⁵ EML = Emergent Multilingual Learners, FARMS = Free and Reduced-price Meals System.

Highland Elementary School - #774

2021–2022 Bullying Incidents ⁶		2021–2022 Drills Conducted							
Number Reported	Number Confirmed	Fire	Evacuation	Reverse Evacuation	Shelter in Place	Drop, Cover, and Hold	Severe Weather	Active Assailant	Lockdown
0	0	3	1	1	1	1	1	0	1

2021–2022 Safety Incidents Requiring Alert Status							
Fire	Evacuation	Reverse Evacuation	Shelter in Place	Drop, Cover, and Hold	Severe Weather	Active Assailant	Lockdown
1	0	0	0	0	0	0	0

School Safety Programs	
Be Well 365 Linkages to Learning School Based Health Center Visitor Management System	

⁶ The number of reported bullying incidents may differ from the number of bullying incidents reported as a serious incident because an event is identified as a serious incident only if it results in or leads to the death or serious injury of any person on an MCPS site or conducting MCPS business; potential or actual disruption of the planned school day; or, any of the other criteria outlined in MCPS Regulation COB-RA *Reporting a Serious Incident* (see page 459). Additional information can be found in the glossary on page 445.

Highland View Elementary School - #784

Cluster Name: Downcounty Consortium

9010 Providence Avenue Silver Spring, MD 20901

Office Phone: (240) 740-1990

School Hours: 9:25 - 3:50

www.montgomeryschoolsmd.org/schools/highlandviewes/

Fax Number: (301) 650-6506

2021–2022 Number of Out-of-School Suspension Incidents Related to School Safety ^{1 3 5}									
	Arson Fire Explosives	Attack	Dangerous Substances	Disrespect Insubordination Disruption	Fighting	Theft	Threat	Weapons	Other
Total Incidents	0	0	0	0	0	0	0	0	0
Female	0	0	0	0	0	0	0	0	0
Male	0	0	0	0	0	0	0	0	0
Non-binary	--	--	--	--	--	--	--	--	--
Asian	--	--	--	--	--	--	--	--	--
Black or African American	0	0	0	0	0	0	0	0	0
Hispanic/Latino	0	0	0	0	0	0	0	0	0
Two or More Races	0	0	0	0	0	0	0	0	0
White	0	0	0	0	0	0	0	0	0
EML	0	0	0	0	0	0	0	0	0
FARMS	0	0	0	0	0	0	0	0	0
Special Education	0	0	0	0	0	0	0	0	0

Out-of-School Suspension Rate ^{2 3 5}												
	Total Students Enrolled			Percent Students Enrolled			Number Students Suspended			Percent Students Suspended		
	2020	2021	2022	2020	2021	2022	2020	2021	2022	2020	2021	2022
All Students	432	370	381				0	See footnote 4.	0	.0	See footnote 4	.0
Female	215	177	189	49.8	47.8	49.6	0		0	.0		.0
Male	217	193	192	50.2	52.2	50.4	0		0	.0		.0
Non-binary	--	--	--	--	--	--	--		--	--		--
Asian	--	--	--	≤5.0	--	--	0		--	.0		--
Black or African American	135	116	105	31.3	31.4	27.6	0		0	.0		.0
Hispanic/Latino	131	108	120	30.3	29.2	31.5	0		0	.0		.0
Two or More Races	--	--	--	≤5.0	≤5.0	≤5.0	0		0	.0		.0
White	141	122	128	32.6	33.0	33.6	0		0	.0		.0
EML	146	138	118	33.8	37.3	31.0	0		0	.0		.0
FARMS	215	127	155	49.8	34.3	40.7	0		0	.0		.0
Special Education	36	39	35	8.3	10.5	9.2	0		0	.0		.0

2021–2022 Reported Serious Incidents								
Description	Police Called		Description	Police Called		Description	Police Called	
	No	Yes		No	Yes		No	Yes
Academic Dishonesty	0	0	Drugs	0	1	Robbery, Strong-Armed	0	0
Accident	0	0	Extortion	0	0	Serious Injury	0	0
Alcohol	0	0	Fighting	0	0	Sex Related	2	0
Arrest	0	0	Fire, Not Arson	0	0	Suicide Related	0	0
Arson	0	0	Gang-Related Incident/Crime	0	0	Theft	0	0
Bomb	0	0	Hate Incident	0	0	Threat, Physical or Verbal	3	0
Bomb Threat	0	0	Malfunction, Essential Equip.	0	0	Vandalism	0	0
Bullying	0	0	Medical Assistance	0	0	Weapon	0	1
Bus	0	0	Missing Child	0	0	Weapon, Toy, Facsimile	0	0
Computer Abuse	0	0	Physical Assault/Attack	0	0	Other	0	0
Disruptive Behavior	0	0	Protective Services	0	0			

¹ Duplicated Count of Students

² Unduplicated Count of Students

³ Data suppressed (--) to comply with federal guidance (see Guidelines for Reporting Data on Page iii).

⁴ Due to the COVID-19 pandemic, the 2020–2021 suspension data is not published as the overall number of incidents was too small to be reported.

⁵ EML = Emergent Multilingual Learners, FARMS = Free and Reduced-price Meals System.

Highland View Elementary School - #784

2021–2022 Bullying Incidents ⁶		2021–2022 Drills Conducted							
Number Reported	Number Confirmed	Fire	Evacuation	Reverse Evacuation	Shelter in Place	Drop, Cover, and Hold	Severe Weather	Active Assailant	Lockdown
2	2	5	1	1	1	1	1	0	1

2021–2022 Safety Incidents Requiring Alert Status							
Fire	Evacuation	Reverse Evacuation	Shelter in Place	Drop, Cover, and Hold	Severe Weather	Active Assailant	Lockdown
0	0	0	0	0	0	0	0

School Safety Programs	
Be Well 365 Visitor Management System	

⁶ The number of reported bullying incidents may differ from the number of bullying incidents reported as a serious incident because an event is identified as a serious incident only if it results in or leads to the death or serious injury of any person on an MCPS site or conducting MCPS business; potential or actual disruption of the planned school day; or, any of the other criteria outlined in MCPS Regulation COB-RA *Reporting a Serious Incident* (see page 459). Additional information can be found in the glossary on page 445.

Jackson Road Elementary School - #305

Cluster Name: Northeast Consortium

900 Jackson Road Silver Spring, MD 20904

Office Phone: (240) 740-0800

School Hours: 9:00 - 3:25

www.montgomeryschoolsmd.org/schools/jacksonroad/

Fax Number: (301) 879-1054

2021–2022 Number of Out-of-School Suspension Incidents Related to School Safety ^{1 3 5}									
	Arson Fire Explosives	Attack	Dangerous Substances	Disrespect Insubordination Disruption	Fighting	Theft	Threat	Weapons	Other
Total Incidents	0	0	0	0	0	0	0	0	0
Female	0	0	0	0	0	0	0	0	0
Male	0	0	0	0	0	0	0	0	0
Non-binary	--	--	--	--	--	--	--	--	--
Asian	0	0	0	0	0	0	0	0	0
Black or African American	0	0	0	0	0	0	0	0	0
Hispanic/Latino	0	0	0	0	0	0	0	0	0
Two or More Races	0	0	0	0	0	0	0	0	0
White	0	0	0	0	0	0	0	0	0
EML	0	0	0	0	0	0	0	0	0
FARMS	0	0	0	0	0	0	0	0	0
Special Education	0	0	0	0	0	0	0	0	0

Out-of-School Suspension Rate ^{2 3 5}												
	Total Students Enrolled			Percent Students Enrolled			Number Students Suspended			Percent Students Suspended		
	2020	2021	2022	2020	2021	2022	2020	2021	2022	2020	2021	2022
All Students	733	719	700				1	See footnote 4.	0	.2	See footnote 4	.0
Female	347	337	330	47.3	46.9	47.1	0		0	.0		.0
Male	386	382	370	52.7	53.1	52.9	1		0	.3		.0
Non-binary	--	--	--	--	--	--	--		--	--		--
Asian	58	47	36	7.9	6.5	5.1	0		0	.0		.0
Black or African American	379	363	359	51.7	50.5	51.3	1		0	.3		.0
Hispanic/Latino	258	267	260	35.2	37.1	37.1	0		0	.0		.0
Two or More Races	--	--	--	≤5.0	≤5.0	≤5.0	0		0	.0		.0
White	--	--	--	≤5.0	≤5.0	≤5.0	0		0	.0		.0
EML	251	261	229	34.2	36.3	32.7	0		0	.0		.0
FARMS	562	494	499	76.7	68.7	71.3	1		0	.2		.0
Special Education	118	106	115	16.1	14.7	16.4	1		0	2.2		.0

2021–2022 Reported Serious Incidents								
Description	Police Called		Description	Police Called		Description	Police Called	
	No	Yes		No	Yes		No	Yes
Academic Dishonesty	0	0	Drugs	1	0	Robbery, Strong-Armed	0	0
Accident	0	0	Extortion	0	0	Serious Injury	0	0
Alcohol	0	0	Fighting	0	0	Sex Related	1	1
Arrest	0	0	Fire, Not Arson	0	0	Suicide Related	0	0
Arson	0	0	Gang-Related Incident/Crime	0	0	Theft	0	0
Bomb	0	0	Hate Incident	0	0	Threat, Physical or Verbal	1	1
Bomb Threat	0	0	Malfunction, Essential Equip.	1	0	Vandalism	0	1
Bullying	0	0	Medical Assistance	2	0	Weapon	0	0
Bus	0	0	Missing Child	0	1	Weapon, Toy, Facsimile	0	0
Computer Abuse	0	2	Physical Assault/Attack	1	0	Other	0	0
Disruptive Behavior	2	1	Protective Services	0	0			

¹ Duplicated Count of Students

² Unduplicated Count of Students

³ Data suppressed (--) to comply with federal guidance (see Guidelines for Reporting Data on Page iii).

⁴ Due to the COVID-19 pandemic, the 2020–2021 suspension data is not published as the overall number of incidents was too small to be reported.

⁵ EML = Emergent Multilingual Learners, FARMS = Free and Reduced-price Meals System.

Jackson Road Elementary School - #305

2021–2022 Bullying Incidents ⁶		2021–2022 Drills Conducted							
Number Reported	Number Confirmed	Fire	Evacuation	Reverse Evacuation	Shelter in Place	Drop, Cover, and Hold	Severe Weather	Active Assailant	Lockdown
8	2	4	1	1	1	1	1	0	1

2021–2022 Safety Incidents Requiring Alert Status							
Fire	Evacuation	Reverse Evacuation	Shelter in Place	Drop, Cover, and Hold	Severe Weather	Active Assailant	Lockdown
1	0	0	0	0	0	0	0

School Safety Programs	
Be Well 365 Visitor Management System	

⁶ The number of reported bullying incidents may differ from the number of bullying incidents reported as a serious incident because an event is identified as a serious incident only if it results in or leads to the death or serious injury of any person on an MCPS site or conducting MCPS business; potential or actual disruption of the planned school day; or, any of the other criteria outlined in MCPS Regulation COB-RA *Reporting a Serious Incident* (see page 459). Additional information can be found in the glossary on page 445.

Jones Lane Elementary School - #360

Cluster Name: Quince Orchard

15110 Jones Lane Gaithersburg, MD 20878

Office Phone: (240) 740-4260

School Hours: 9:00 - 3:25

www.montgomeryschoolsmd.org/schools/joneslanees/

Fax Number: (301) 840-8162

2021–2022 Number of Out-of-School Suspension Incidents Related to School Safety ^{1 3 5}									
	Arson Fire Explosives	Attack	Dangerous Substances	Disrespect Insubordination Disruption	Fighting	Theft	Threat	Weapons	Other
Total Incidents	0	0	0	0	0	0	0	0	0
Female	0	0	0	0	0	0	0	0	0
Male	0	0	0	0	0	0	0	0	0
Non-binary	--	--	--	--	--	--	--	--	--
Asian	0	0	0	0	0	0	0	0	0
Black or African American	0	0	0	0	0	0	0	0	0
Hispanic/Latino	0	0	0	0	0	0	0	0	0
Two or More Races	0	0	0	0	0	0	0	0	0
White	0	0	0	0	0	0	0	0	0
EML	0	0	0	0	0	0	0	0	0
FARMS	0	0	0	0	0	0	0	0	0
Special Education	0	0	0	0	0	0	0	0	0

Out-of-School Suspension Rate ^{2 3 5}												
	Total Students Enrolled			Percent Students Enrolled			Number Students Suspended			Percent Students Suspended		
	2020	2021	2022	2020	2021	2022	2020	2021	2022	2020	2021	2022
All Students	444	405	438				0	See footnote 4.	0	.0	See footnote 4	.0
Female	219	209	222	49.3	51.6	50.7	0		0	.0		.0
Male	225	196	216	50.7	48.4	49.3	0		0	.0		.0
Non-binary	--	--	--	--	--	--	--		--	--		--
Asian	34	41	43	7.7	10.1	9.8	0		0	.0		.0
Black or African American	39	29	35	8.8	7.2	8.0	0		0	.0		.0
Hispanic/Latino	146	136	155	32.9	33.6	35.4	0		0	.0		.0
Two or More Races	31	29	32	7.0	7.2	7.3	0		0	.0		.0
White	192	169	172	43.2	41.7	39.3	0		0	.0		.0
EML	104	108	108	23.4	26.7	24.7	0		0	.0		.0
FARMS	137	110	137	30.9	27.2	31.3	0		0	.0		.0
Special Education	26	26	29	5.9	6.4	6.6	0		0	.0		.0

2021–2022 Reported Serious Incidents								
Description	Police Called		Description	Police Called		Description	Police Called	
	No	Yes		No	Yes		No	Yes
Academic Dishonesty	0	0	Drugs	0	0	Robbery, Strong-Armed	0	0
Accident	0	0	Extortion	0	0	Serious Injury	0	0
Alcohol	0	0	Fighting	0	0	Sex Related	1	0
Arrest	0	0	Fire, Not Arson	0	0	Suicide Related	0	0
Arson	0	0	Gang-Related Incident/Crime	0	0	Theft	0	0
Bomb	0	0	Hate Incident	0	0	Threat, Physical or Verbal	0	0
Bomb Threat	0	0	Malfunction, Essential Equip.	0	0	Vandalism	0	0
Bullying	0	0	Medical Assistance	0	0	Weapon	0	0
Bus	0	0	Missing Child	0	0	Weapon, Toy, Facsimile	0	0
Computer Abuse	0	0	Physical Assault/Attack	0	0	Other	0	0
Disruptive Behavior	0	0	Protective Services	0	0			

¹ Duplicated Count of Students

² Unduplicated Count of Students

³ Data suppressed (--) to comply with federal guidance (see Guidelines for Reporting Data on Page iii).

⁴ Due to the COVID-19 pandemic, the 2020–2021 suspension data is not published as the overall number of incidents was too small to be reported.

⁵ EML = Emergent Multilingual Learners, FARMS = Free and Reduced-price Meals System.

Jones Lane Elementary School - #360

2021–2022 Bullying Incidents ⁶		2021–2022 Drills Conducted							
Number Reported	Number Confirmed	Fire	Evacuation	Reverse Evacuation	Shelter in Place	Drop, Cover, and Hold	Severe Weather	Active Assailant	Lockdown
1	0	5	1	1	1	1	1	1	1

2021–2022 Safety Incidents Requiring Alert Status							
Fire	Evacuation	Reverse Evacuation	Shelter in Place	Drop, Cover, and Hold	Severe Weather	Active Assailant	Lockdown
0	0	0	1	0	0	0	0

School Safety Programs	
Be Well 365 Visitor Management System	

⁶ The number of reported bullying incidents may differ from the number of bullying incidents reported as a serious incident because an event is identified as a serious incident only if it results in or leads to the death or serious injury of any person on an MCPS site or conducting MCPS business; potential or actual disruption of the planned school day; or, any of the other criteria outlined in MCPS Regulation COB-RA *Reporting a Serious Incident* (see page 459). Additional information can be found in the glossary on page 445.

Kemp Mill Elementary School - #805

Cluster Name: Downcounty Consortium

411 Sisson Street Silver Spring, MD 20902

Office Phone: (240) 740-5970

School Hours: 9:25 - 3:50

www.montgomeryschoolsmd.org/schools/kempmilles/

Fax Number: (301) 649-8216

2021–2022 Number of Out-of-School Suspension Incidents Related to School Safety ^{1 3 5}									
	Arson Fire Explosives	Attack	Dangerous Substances	Disrespect Insubordination Disruption	Fighting	Theft	Threat	Weapons	Other
Total Incidents	0	0	0	0	0	0	0	0	0
Female	0	0	0	0	0	0	0	0	0
Male	0	0	0	0	0	0	0	0	0
Non-binary	--	--	--	--	--	--	--	--	--
Asian	--	--	--	--	--	--	--	--	--
Black or African American	0	0	0	0	0	0	0	0	0
Hispanic/Latino	0	0	0	0	0	0	0	0	0
Two or More Races	--	--	--	--	--	--	--	--	--
White	0	0	0	0	0	0	0	0	0
EML	0	0	0	0	0	0	0	0	0
FARMS	0	0	0	0	0	0	0	0	0
Special Education	0	0	0	0	0	0	0	0	0

Out-of-School Suspension Rate ^{2 3 5}												
	Total Students Enrolled			Percent Students Enrolled			Number Students Suspended			Percent Students Suspended		
	2020	2021	2022	2020	2021	2022	2020	2021	2022	2020	2021	2022
All Students	502	462	428				3	See footnote 4.	0	.7	See footnote 4	.0
Female	260	234	208	51.8	50.6	48.6	0		0	.0		.0
Male	242	228	220	48.2	49.4	51.4	3		0	1.5		.0
Non-binary	--	--	--	--	--	--	--		--	--		--
Asian	--	--	--	--	--	--	--		--	--		--
Black or African American	60	61	47	12.0	13.2	11.0	0		0	.0		.0
Hispanic/Latino	409	368	357	81.5	79.7	83.4	3		0	.9		.0
Two or More Races	--	--	--	--	--	--	--		--	--		--
White	--	--	--	≤5.0	≤5.0	≤5.0	0		0	.0		.0
EML	283	265	255	56.4	57.4	59.6	2		0	.9		.0
FARMS	445	381	359	88.6	82.5	83.9	2		0	.5		.0
Special Education	37	49	33	7.4	10.6	7.7	1		0	4.0		.0

2021–2022 Reported Serious Incidents								
Description	Police Called		Description	Police Called		Description	Police Called	
	No	Yes		No	Yes		No	Yes
Academic Dishonesty	0	0	Drugs	0	0	Robbery, Strong-Armed	0	0
Accident	2	0	Extortion	0	0	Serious Injury	0	0
Alcohol	0	0	Fighting	0	0	Sex Related	0	1
Arrest	0	0	Fire, Not Arson	0	0	Suicide Related	0	0
Arson	0	0	Gang-Related Incident/Crime	0	0	Theft	0	0
Bomb	0	0	Hate Incident	0	0	Threat, Physical or Verbal	0	0
Bomb Threat	0	0	Malfunction, Essential Equip.	0	0	Vandalism	0	0
Bullying	0	0	Medical Assistance	0	0	Weapon	0	0
Bus	0	0	Missing Child	0	0	Weapon, Toy, Facsimile	0	0
Computer Abuse	0	0	Physical Assault/Attack	0	0	Other	0	0
Disruptive Behavior	0	0	Protective Services	0	0			

¹ Duplicated Count of Students

² Unduplicated Count of Students

³ Data suppressed (--) to comply with federal guidance (see Guidelines for Reporting Data on Page iii).

⁴ Due to the COVID-19 pandemic, the 2020–2021 suspension data is not published as the overall number of incidents was too small to be reported.

⁵ EML = Emergent Multilingual Learners, FARMS = Free and Reduced-price Meals System.

Kemp Mill Elementary School - #805

2021–2022 Bullying Incidents ⁶		2021–2022 Drills Conducted							
Number Reported	Number Confirmed	Fire	Evacuation	Reverse Evacuation	Shelter in Place	Drop, Cover, and Hold	Severe Weather	Active Assailant	Lockdown
0	0	5	0	0	1	0	0	0	1

2021–2022 Safety Incidents Requiring Alert Status							
Fire	Evacuation	Reverse Evacuation	Shelter in Place	Drop, Cover, and Hold	Severe Weather	Active Assailant	Lockdown
0	0	0	1	0	0	0	1

School Safety Programs	
Be Well 365 Linkages to Learning Visitor Management System	

⁶ The number of reported bullying incidents may differ from the number of bullying incidents reported as a serious incident because an event is identified as a serious incident only if it results in or leads to the death or serious injury of any person on an MCPS site or conducting MCPS business; potential or actual disruption of the planned school day; or, any of the other criteria outlined in MCPS Regulation COB-RA *Reporting a Serious Incident* (see page 459). Additional information can be found in the glossary on page 445.

Kensington Parkwood Elementary School - #783

Cluster Name: Walter Johnson

4710 Saul Road Kensington, MD 20895

Office Phone: (240) 740-3700

School Hours: 9:25 - 3:50

www.montgomeryschoolsmd.org/schools/parkwoodes/

Fax Number: (301) 571-6953

2021–2022 Number of Out-of-School Suspension Incidents Related to School Safety ^{1 3 5}									
	Arson Fire Explosives	Attack	Dangerous Substances	Disrespect Insubordination Disruption	Fighting	Theft	Threat	Weapons	Other
Total Incidents	0	0	0	0	0	0	0	0	0
Female	0	0	0	0	0	0	0	0	0
Male	0	0	0	0	0	0	0	0	0
Non-binary	--	--	--	--	--	--	--	--	--
Asian	0	0	0	0	0	0	0	0	0
Black or African American	0	0	0	0	0	0	0	0	0
Hispanic/Latino	0	0	0	0	0	0	0	0	0
Two or More Races	0	0	0	0	0	0	0	0	0
White	0	0	0	0	0	0	0	0	0
EML	0	0	0	0	0	0	0	0	0
FARMS	0	0	0	0	0	0	0	0	0
Special Education	0	0	0	0	0	0	0	0	0

Out-of-School Suspension Rate ^{2 3 5}												
	Total Students Enrolled			Percent Students Enrolled			Number Students Suspended			Percent Students Suspended		
	2020	2021	2022	2020	2021	2022	2020	2021	2022	2020	2021	2022
All Students	657	592	596				0	See footnote 4.	0	.0	See footnote 4	.0
Female	319	284	300	48.6	48.0	50.3	0		0	.0		.0
Male	338	307	296	51.4	51.9	49.7	0		0	.0		.0
Non-binary	--	--	--	--	--	--	--		--	--		--
Asian	62	57	62	9.4	9.6	10.4	0		0	.0		.0
Black or African American	41	47	45	6.2	7.9	7.6	0		0	.0		.0
Hispanic/Latino	87	85	99	13.2	14.4	16.6	0		0	.0		.0
Two or More Races	64	56	52	9.7	9.5	8.7	0		0	.0		.0
White	403	347	337	61.3	58.6	56.5	0		0	.0		.0
EML	44	68	62	6.7	11.5	10.4	0		0	.0		.0
FARMS	56	57	73	8.5	9.6	12.2	0		0	.0		.0
Special Education	70	71	70	10.7	12.0	11.7	0		0	.0		.0

2021–2022 Reported Serious Incidents								
Description	Police Called		Description	Police Called		Description	Police Called	
	No	Yes		No	Yes		No	Yes
Academic Dishonesty	0	0	Drugs	0	0	Robbery, Strong-Armed	0	0
Accident	1	1	Extortion	0	0	Serious Injury	0	0
Alcohol	0	0	Fighting	0	0	Sex Related	0	0
Arrest	0	0	Fire, Not Arson	0	0	Suicide Related	0	0
Arson	0	0	Gang-Related Incident/Crime	0	0	Theft	0	0
Bomb	0	0	Hate Incident	0	0	Threat, Physical or Verbal	0	0
Bomb Threat	0	0	Malfunction, Essential Equip.	0	0	Vandalism	0	0
Bullying	0	0	Medical Assistance	2	0	Weapon	0	0
Bus	0	0	Missing Child	0	0	Weapon, Toy, Facsimile	0	0
Computer Abuse	0	0	Physical Assault/Attack	0	0	Other	0	0
Disruptive Behavior	0	0	Protective Services	0	0			

¹ Duplicated Count of Students

² Unduplicated Count of Students

³ Data suppressed (--) to comply with federal guidance (see Guidelines for Reporting Data on Page iii).

⁴ Due to the COVID-19 pandemic, the 2020–2021 suspension data is not published as the overall number of incidents was too small to be reported.

⁵ EML = Emergent Multilingual Learners, FARMS = Free and Reduced-price Meals System.

Kensington Parkwood Elementary School - #783

2021–2022 Bullying Incidents ⁶		2021–2022 Drills Conducted							
Number Reported	Number Confirmed	Fire	Evacuation	Reverse Evacuation	Shelter in Place	Drop, Cover, and Hold	Severe Weather	Active Assailant	Lockdown
0	0	5	1	1	1	1	1	1	1

2021–2022 Safety Incidents Requiring Alert Status							
Fire	Evacuation	Reverse Evacuation	Shelter in Place	Drop, Cover, and Hold	Severe Weather	Active Assailant	Lockdown
0	0	0	1	0	0	0	1

School Safety Programs	
Be Well 365 Visitor Management System	

⁶ The number of reported bullying incidents may differ from the number of bullying incidents reported as a serious incident because an event is identified as a serious incident only if it results in or leads to the death or serious injury of any person on an MCPS site or conducting MCPS business; potential or actual disruption of the planned school day; or, any of the other criteria outlined in MCPS Regulation COB-RA *Reporting a Serious Incident* (see page 459). Additional information can be found in the glossary on page 445.

Lake Seneca Elementary School - #108

Cluster Name: Seneca Valley

13600 Wanegarden Drive Germantown, MD 20874

Office Phone: (240) 740-0280

School Hours: 9:00 - 3:25

www.montgomeryschoolsmd.org/schools/lakesenecaes/

Fax Number: (301) 353-0932

2021–2022 Number of Out-of-School Suspension Incidents Related to School Safety ^{1 3 5}									
	Arson Fire Explosives	Attack	Dangerous Substances	Disrespect Insubordination Disruption	Fighting	Theft	Threat	Weapons	Other
Total Incidents	0	0	0	0	0	0	0	0	0
Female	0	0	0	0	0	0	0	0	0
Male	0	0	0	0	0	0	0	0	0
Non-binary	--	--	--	--	--	--	--	--	--
Asian	0	0	0	0	0	0	0	0	0
Black or African American	0	0	0	0	0	0	0	0	0
Hispanic/Latino	0	0	0	0	0	0	0	0	0
Two or More Races	0	0	0	0	0	0	0	0	0
White	0	0	0	0	0	0	0	0	0
EML	0	0	0	0	0	0	0	0	0
FARMS	0	0	0	0	0	0	0	0	0
Special Education	0	0	0	0	0	0	0	0	0

Out-of-School Suspension Rate ^{2 3 5}												
	Total Students Enrolled			Percent Students Enrolled			Number Students Suspended			Percent Students Suspended		
	2020	2021	2022	2020	2021	2022	2020	2021	2022	2020	2021	2022
All Students	518	474	505				0	See footnote 4.	0	.0	See footnote 4	.0
Female	239	234	226	46.1	49.4	44.8	0		0	.0		.0
Male	279	240	279	53.9	50.6	55.2	0		0	.0		.0
Non-binary	--	--	--	--	--	--	--		--	--		--
Asian	28	25	29	5.4	5.3	5.7	0		0	.0		.0
Black or African American	190	173	185	36.7	36.5	36.6	0		0	.0		.0
Hispanic/Latino	209	199	216	40.3	42.0	42.8	0		0	.0		.0
Two or More Races	28	24	--	5.4	5.1	≤5.0	0		0	.0		.0
White	61	52	49	11.8	11.0	9.7	0		0	.0		.0
EML	143	158	126	27.6	33.3	25.0	0		0	.0		.0
FARMS	313	270	308	60.4	57.0	61.0	0		0	.0		.0
Special Education	110	82	111	21.2	17.3	22.0	0		0	.0		.0

2021–2022 Reported Serious Incidents								
Description	Police Called		Description	Police Called		Description	Police Called	
	No	Yes		No	Yes		No	Yes
Academic Dishonesty	0	0	Drugs	0	1	Robbery, Strong-Armed	0	0
Accident	0	0	Extortion	0	0	Serious Injury	0	0
Alcohol	0	0	Fighting	0	0	Sex Related	0	0
Arrest	0	0	Fire, Not Arson	0	0	Suicide Related	0	0
Arson	0	0	Gang-Related Incident/Crime	0	0	Theft	0	0
Bomb	0	0	Hate Incident	0	0	Threat, Physical or Verbal	0	0
Bomb Threat	0	0	Malfunction, Essential Equip.	0	0	Vandalism	0	0
Bullying	0	0	Medical Assistance	1	0	Weapon	1	2
Bus	0	0	Missing Child	0	0	Weapon, Toy, Facsimile	0	0
Computer Abuse	0	0	Physical Assault/Attack	0	0	Other	0	0
Disruptive Behavior	0	1	Protective Services	0	0			

¹ Duplicated Count of Students

² Unduplicated Count of Students

³ Data suppressed (--) to comply with federal guidance (see Guidelines for Reporting Data on Page iii).

⁴ Due to the COVID-19 pandemic, the 2020–2021 suspension data is not published as the overall number of incidents was too small to be reported.

⁵ EML = Emergent Multilingual Learners, FARMS = Free and Reduced-price Meals System.

Lake Seneca Elementary School - #108

2021–2022 Bullying Incidents ⁶		2021–2022 Drills Conducted							
Number Reported	Number Confirmed	Fire	Evacuation	Reverse Evacuation	Shelter in Place	Drop, Cover, and Hold	Severe Weather	Active Assailant	Lockdown
0	0	5	1	1	1	1	1	1	1

2021–2022 Safety Incidents Requiring Alert Status							
Fire	Evacuation	Reverse Evacuation	Shelter in Place	Drop, Cover, and Hold	Severe Weather	Active Assailant	Lockdown
0	0	0	0	0	0	0	0

School Safety Programs	
Be Well 365 Visitor Management System	

⁶ The number of reported bullying incidents may differ from the number of bullying incidents reported as a serious incident because an event is identified as a serious incident only if it results in or leads to the death or serious injury of any person on an MCPS site or conducting MCPS business; potential or actual disruption of the planned school day; or, any of the other criteria outlined in MCPS Regulation COB-RA *Reporting a Serious Incident* (see page 459). Additional information can be found in the glossary on page 445.

Lakewood Elementary School - #209

Cluster Name: Thomas S. Wootton

2534 Lindley Terrace Rockville, MD 20850

Office Phone: (240) 740-5750

School Hours: 9:00 - 3:25

www.montgomeryschoolsmd.org/schools/lakewoodes/

Fax Number: (301) 279-8596

2021–2022 Number of Out-of-School Suspension Incidents Related to School Safety ^{1 3 5}									
	Arson Fire Explosives	Attack	Dangerous Substances	Disrespect Insubordination Disruption	Fighting	Theft	Threat	Weapons	Other
Total Incidents	0	0	0	0	0	0	0	0	0
Female	0	0	0	0	0	0	0	0	0
Male	0	0	0	0	0	0	0	0	0
Non-binary	--	--	--	--	--	--	--	--	--
Asian	0	0	0	0	0	0	0	0	0
Black or African American	0	0	0	0	0	0	0	0	0
Hispanic/Latino	0	0	0	0	0	0	0	0	0
Two or More Races	0	0	0	0	0	0	0	0	0
White	0	0	0	0	0	0	0	0	0
EML	0	0	0	0	0	0	0	0	0
FARMS	0	0	0	0	0	0	0	0	0
Special Education	0	0	0	0	0	0	0	0	0

Out-of-School Suspension Rate ^{2 3 5}												
	Total Students Enrolled			Percent Students Enrolled			Number Students Suspended			Percent Students Suspended		
	2020	2021	2022	2020	2021	2022	2020	2021	2022	2020	2021	2022
All Students	468	419	437				0	See footnote 4.	0	.0	See footnote 4	.0
Female	228	196	211	48.7	46.8	48.3	0		0	.0		.0
Male	240	223	226	51.3	53.2	51.7	0		0	.0		.0
Non-binary	--	--	--	--	--	--	--		--	--		--
Asian	214	215	216	45.7	51.3	49.4	0		0	.0		.0
Black or African American	61	50	58	13.0	11.9	13.3	0		0	.0		.0
Hispanic/Latino	50	43	59	10.7	10.3	13.5	0		0	.0		.0
Two or More Races	33	24	23	7.1	5.7	5.3	0		0	.0		.0
White	107	84	79	22.9	20.0	18.1	0		0	.0		.0
EML	64	89	64	13.7	21.2	14.6	0		0	.0		.0
FARMS	39	38	56	8.3	9.1	12.8	0		0	.0		.0
Special Education	54	58	68	11.5	13.8	15.6	0		0	.0		.0

2021–2022 Reported Serious Incidents								
Description	Police Called		Description	Police Called		Description	Police Called	
	No	Yes		No	Yes		No	Yes
Academic Dishonesty	0	0	Drugs	0	0	Robbery, Strong-Armed	0	0
Accident	0	0	Extortion	0	0	Serious Injury	0	0
Alcohol	0	0	Fighting	0	0	Sex Related	0	0
Arrest	0	0	Fire, Not Arson	0	0	Suicide Related	0	0
Arson	0	0	Gang-Related Incident/Crime	0	0	Theft	0	0
Bomb	0	0	Hate Incident	0	0	Threat, Physical or Verbal	0	1
Bomb Threat	0	0	Malfunction, Essential Equip.	0	0	Vandalism	0	0
Bullying	0	0	Medical Assistance	2	0	Weapon	0	0
Bus	0	0	Missing Child	0	0	Weapon, Toy, Facsimile	0	0
Computer Abuse	0	0	Physical Assault/Attack	0	0	Other	0	0
Disruptive Behavior	0	0	Protective Services	0	0			

¹ Duplicated Count of Students

² Unduplicated Count of Students

³ Data suppressed (--) to comply with federal guidance (see Guidelines for Reporting Data on Page iii).

⁴ Due to the COVID-19 pandemic, the 2020–2021 suspension data is not published as the overall number of incidents was too small to be reported.

⁵ EML = Emergent Multilingual Learners, FARMS = Free and Reduced-price Meals System.

Lakewood Elementary School - #209

2021–2022 Bullying Incidents ⁶		2021–2022 Drills Conducted							
Number Reported	Number Confirmed	Fire	Evacuation	Reverse Evacuation	Shelter in Place	Drop, Cover, and Hold	Severe Weather	Active Assailant	Lockdown
0	0	5	1	1	1	1	1	1	1

2021–2022 Safety Incidents Requiring Alert Status							
Fire	Evacuation	Reverse Evacuation	Shelter in Place	Drop, Cover, and Hold	Severe Weather	Active Assailant	Lockdown
0	0	0	0	0	0	0	0

School Safety Programs	
Be Well 365 Visitor Management System	

⁶ The number of reported bullying incidents may differ from the number of bullying incidents reported as a serious incident because an event is identified as a serious incident only if it results in or leads to the death or serious injury of any person on an MCPS site or conducting MCPS business; potential or actual disruption of the planned school day; or, any of the other criteria outlined in MCPS Regulation COB-RA *Reporting a Serious Incident* (see page 459). Additional information can be found in the glossary on page 445.

Laytonville Elementary School - # 51

Cluster Name: Damascus, Gaithersburg

21401 Laytonville Road Gaithersburg, MD 20882

Office Phone: (240) 740-1660

School Hours: 9:25 - 3:50

www.montgomeryschoolsmd.org/schools/laytonvillees/

Fax Number: (301) 840-7147

2021–2022 Number of Out-of-School Suspension Incidents Related to School Safety ^{1 3 5}									
	Arson Fire Explosives	Attack	Dangerous Substances	Disrespect Insubordination Disruption	Fighting	Theft	Threat	Weapons	Other
Total Incidents	0	0	0	0	0	0	1	0	0
Female	0	0	0	0	0	0	0	0	0
Male	0	0	0	0	0	0	1	0	0
Non-binary	--	--	--	--	--	--	--	--	--
Asian	0	0	0	0	0	0	0	0	0
Black or African American	0	0	0	0	0	0	0	0	0
Hispanic/Latino	0	0	0	0	0	0	0	0	0
Two or More Races	0	0	0	0	0	0	0	0	0
White	0	0	0	0	0	0	1	0	0
EML	0	0	0	0	0	0	0	0	0
FARMS	0	0	0	0	0	0	0	0	0
Special Education	0	0	0	0	0	0	1	0	0

Out-of-School Suspension Rate ^{2 3 5}												
	Total Students Enrolled			Percent Students Enrolled			Number Students Suspended			Percent Students Suspended		
	2020	2021	2022	2020	2021	2022	2020	2021	2022	2020	2021	2022
All Students	387	372	349				0	See footnote 4.	1	.0	See footnote 4	.3
Female	185	184	177	47.8	49.5	50.7	0		1	.0		.6
Male	202	188	172	52.2	50.5	49.3	0		0	.0		.0
Non-binary	--	--	--	--	--	--	--		--	--		--
Asian	29	29	31	7.5	7.8	8.9	0		0	.0		.0
Black or African American	62	67	68	16.0	18.0	19.5	0		0	.0		.0
Hispanic/Latino	96	107	110	24.8	28.8	31.5	0		0	.0		.0
Two or More Races	32	27	31	8.3	7.3	8.9	0		0	.0		.0
White	167	140	108	43.2	37.6	30.9	0		1	.0		.9
EML	37	50	51	9.6	13.4	14.6	0		0	.0		.0
FARMS	78	69	96	20.2	18.5	27.5	0		0	.0		.0
Special Education	64	59	66	16.5	15.9	18.9	0		0	.0		.0

2021–2022 Reported Serious Incidents								
Description	Police Called		Description	Police Called		Description	Police Called	
	No	Yes		No	Yes		No	Yes
Academic Dishonesty	0	0	Drugs	0	0	Robbery, Strong-Armed	0	0
Accident	1	1	Extortion	0	0	Serious Injury	0	0
Alcohol	0	0	Fighting	0	0	Sex Related	0	1
Arrest	0	0	Fire, Not Arson	0	0	Suicide Related	1	0
Arson	0	0	Gang-Related Incident/Crime	0	0	Theft	0	0
Bomb	0	0	Hate Incident	0	0	Threat, Physical or Verbal	1	0
Bomb Threat	1	0	Malfunction, Essential Equip.	0	0	Vandalism	0	0
Bullying	0	0	Medical Assistance	1	0	Weapon	0	0
Bus	0	0	Missing Child	0	0	Weapon, Toy, Facsimile	0	0
Computer Abuse	0	0	Physical Assault/Attack	1	0	Other	1	0
Disruptive Behavior	0	0	Protective Services	0	0			

¹ Duplicated Count of Students

² Unduplicated Count of Students

³ Data suppressed (--) to comply with federal guidance (see Guidelines for Reporting Data on Page iii).

⁴ Due to the COVID-19 pandemic, the 2020–2021 suspension data is not published as the overall number of incidents was too small to be reported.

⁵ EML = Emergent Multilingual Learners, FARMS = Free and Reduced-price Meals System.

Laytonsville Elementary School - # 51

2021–2022 Bullying Incidents ⁶		2021–2022 Drills Conducted							
Number Reported	Number Confirmed	Fire	Evacuation	Reverse Evacuation	Shelter in Place	Drop, Cover, and Hold	Severe Weather	Active Assailant	Lockdown
8	4	5	1	1	1	1	1	0	1

2021–2022 Safety Incidents Requiring Alert Status							
Fire	Evacuation	Reverse Evacuation	Shelter in Place	Drop, Cover, and Hold	Severe Weather	Active Assailant	Lockdown
1	1	0	0	0	0	0	0

School Safety Programs
Be Well 365 Restorative Justice Visitor Management System

⁶ The number of reported bullying incidents may differ from the number of bullying incidents reported as a serious incident because an event is identified as a serious incident only if it results in or leads to the death or serious injury of any person on an MCPS site or conducting MCPS business; potential or actual disruption of the planned school day; or, any of the other criteria outlined in MCPS Regulation COB-RA *Reporting a Serious Incident* (see page 459). Additional information can be found in the glossary on page 445.

JoAnn Leleck Elementary School at Broad Acres - #304

Cluster Name: Northeast Consortium

710 Beacon Road Silver Spring, MD 20903

Office Phone: (240) 740-1900

School Hours: 8:50 - 3:25

www.montgomeryschoolsmd.org/schools/broadacres/

Fax Number: (301) 431-7691

2021–2022 Number of Out-of-School Suspension Incidents Related to School Safety ^{1 3 5}									
	Arson Fire Explosives	Attack	Dangerous Substances	Disrespect Insubordination Disruption	Fighting	Theft	Threat	Weapons	Other
Total Incidents	0	0	0	0	0	0	0	0	0
Female	0	0	0	0	0	0	0	0	0
Male	0	0	0	0	0	0	0	0	0
Non-binary	--	--	--	--	--	--	--	--	--
Asian	0	0	0	0	0	0	0	0	0
Black or African American	0	0	0	0	0	0	0	0	0
Hispanic/Latino	0	0	0	0	0	0	0	0	0
Two or More Races	--	--	--	--	--	--	--	--	--
White	--	--	--	--	--	--	--	--	--
EML	0	0	0	0	0	0	0	0	0
FARMS	0	0	0	0	0	0	0	0	0
Special Education	0	0	0	0	0	0	0	0	0

Out-of-School Suspension Rate ^{2 3 5}												
	Total Students Enrolled			Percent Students Enrolled			Number Students Suspended			Percent Students Suspended		
	2020	2021	2022	2020	2021	2022	2020	2021	2022	2020	2021	2022
All Students	877	855	772				0	See footnote 4.	0	.0	See footnote 4	.0
Female	416	417	363	47.4	48.8	47.0	0		0	.0		.0
Male	461	438	409	52.6	51.2	53.0	0		0	.0		.0
Non-binary	--	--	--	--	--	--	--		--	--		--
Asian	--	--	--	≤5.0	≤5.0	≤5.0	0		0	.0		.0
Black or African American	101	107	61	11.5	12.5	7.9	0		0	.0		.0
Hispanic/Latino	742	720	686	84.6	84.2	88.9	0		0	.0		.0
Two or More Races	--	--	--	--	--	--	--		--	--		--
White	--	--	--	--	--	--	--		--	--		--
EML	638	620	557	72.7	72.5	72.2	0		0	.0		.0
FARMS	779	716	676	88.8	83.7	87.6	0		0	.0		.0
Special Education	57	53	49	6.5	6.2	6.3	0		0	.0		.0

2021–2022 Reported Serious Incidents								
Description	Police Called		Description	Police Called		Description	Police Called	
	No	Yes		No	Yes		No	Yes
Academic Dishonesty	0	0	Drugs	0	1	Robbery, Strong-Armed	0	0
Accident	0	0	Extortion	0	0	Serious Injury	0	0
Alcohol	0	0	Fighting	0	0	Sex Related	0	1
Arrest	0	0	Fire, Not Arson	0	0	Suicide Related	0	0
Arson	0	0	Gang-Related Incident/Crime	0	0	Theft	0	0
Bomb	0	0	Hate Incident	0	0	Threat, Physical or Verbal	0	1
Bomb Threat	1	0	Malfunction, Essential Equip.	1	0	Vandalism	1	0
Bullying	0	0	Medical Assistance	1	0	Weapon	0	0
Bus	0	0	Missing Child	0	0	Weapon, Toy, Facsimile	0	0
Computer Abuse	0	0	Physical Assault/Attack	0	1	Other	0	1
Disruptive Behavior	0	2	Protective Services	0	0			

¹ Duplicated Count of Students

² Unduplicated Count of Students

³ Data suppressed (--) to comply with federal guidance (see Guidelines for Reporting Data on Page iii).

⁴ Due to the COVID-19 pandemic, the 2020–2021 suspension data is not published as the overall number of incidents was too small to be reported.

⁵ EML = Emergent Multilingual Learners, FARMS = Free and Reduced-price Meals System.

JoAnn Leleck Elementary School at Broad Acres - #304

2021–2022 Bullying Incidents ⁶		2021–2022 Drills Conducted							
Number Reported	Number Confirmed	Fire	Evacuation	Reverse Evacuation	Shelter in Place	Drop, Cover, and Hold	Severe Weather	Active Assailant	Lockdown
0	0	5	0	0	1	0	0	0	1

2021–2022 Safety Incidents Requiring Alert Status							
Fire	Evacuation	Reverse Evacuation	Shelter in Place	Drop, Cover, and Hold	Severe Weather	Active Assailant	Lockdown
1	0	0	1	0	0	0	0

School Safety Programs
Be Well 365 Linkages to Learning Restorative Justice School Based Health Center Visitor Management System

⁶ The number of reported bullying incidents may differ from the number of bullying incidents reported as a serious incident because an event is identified as a serious incident only if it results in or leads to the death or serious injury of any person on an MCPS site or conducting MCPS business; potential or actual disruption of the planned school day; or, any of the other criteria outlined in MCPS Regulation COB-RA *Reporting a Serious Incident* (see page 459). Additional information can be found in the glossary on page 445.

Little Bennett Elementary School - #336

Cluster Name: Clarksburg

23930 Burdette Forest Road Clarksburg, MD 20871

Office Phone: (240) 740-5660

School Hours: 9:00 - 3:25

www.montgomeryschoolsmd.org/schools/littlebennettes/

Fax Number: (301) 540-5792

2021–2022 Number of Out-of-School Suspension Incidents Related to School Safety ^{1 3 5}									
	Arson Fire Explosives	Attack	Dangerous Substances	Disrespect Insubordination Disruption	Fighting	Theft	Threat	Weapons	Other
Total Incidents	0	0	0	0	0	0	0	0	0
Female	0	0	0	0	0	0	0	0	0
Male	0	0	0	0	0	0	0	0	0
Non-binary	--	--	--	--	--	--	--	--	--
Asian	0	0	0	0	0	0	0	0	0
Black or African American	0	0	0	0	0	0	0	0	0
Hispanic/Latino	0	0	0	0	0	0	0	0	0
Two or More Races	0	0	0	0	0	0	0	0	0
White	0	0	0	0	0	0	0	0	0
EML	0	0	0	0	0	0	0	0	0
FARMS	0	0	0	0	0	0	0	0	0
Special Education	0	0	0	0	0	0	0	0	0

Out-of-School Suspension Rate ^{2 3 5}												
	Total Students Enrolled			Percent Students Enrolled			Number Students Suspended			Percent Students Suspended		
	2020	2021	2022	2020	2021	2022	2020	2021	2022	2020	2021	2022
All Students	652	641	666				0	See footnote 4.	0	.0	See footnote 4	.0
Female	305	294	311	46.8	45.9	46.7	0		0	.0		.0
Male	347	347	354	53.2	54.1	53.2	0		0	.0		.0
Non-binary	--	--	--	--	--	--	--		--	--		--
Asian	169	181	180	25.9	28.2	27.0	0		0	.0		.0
Black or African American	153	163	183	23.5	25.4	27.5	0		0	.0		.0
Hispanic/Latino	117	114	128	17.9	17.8	19.2	0		0	.0		.0
Two or More Races	47	44	37	7.2	6.9	5.6	0		0	.0		.0
White	161	133	133	24.7	20.7	20.0	0		0	.0		.0
EML	86	117	111	13.2	18.3	16.7	0		0	.0		.0
FARMS	129	99	158	19.8	15.4	23.7	0		0	.0		.0
Special Education	135	146	138	20.7	22.8	20.7	0		0	.0		.0

2021–2022 Reported Serious Incidents								
Description	Police Called		Description	Police Called		Description	Police Called	
	No	Yes		No	Yes		No	Yes
Academic Dishonesty	0	0	Drugs	0	0	Robbery, Strong-Armed	0	0
Accident	1	0	Extortion	0	0	Serious Injury	0	0
Alcohol	0	0	Fighting	0	0	Sex Related	0	0
Arrest	0	0	Fire, Not Arson	0	0	Suicide Related	0	1
Arson	0	0	Gang-Related Incident/Crime	0	0	Theft	0	0
Bomb	0	0	Hate Incident	1	0	Threat, Physical or Verbal	0	2
Bomb Threat	0	0	Malfunction, Essential Equip.	2	0	Vandalism	0	0
Bullying	0	0	Medical Assistance	1	0	Weapon	0	0
Bus	0	0	Missing Child	0	1	Weapon, Toy, Facsimile	0	0
Computer Abuse	0	0	Physical Assault/Attack	0	0	Other	0	0
Disruptive Behavior	1	0	Protective Services	0	0			

¹ Duplicated Count of Students

² Unduplicated Count of Students

³ Data suppressed (--) to comply with federal guidance (see Guidelines for Reporting Data on Page iii).

⁴ Due to the COVID-19 pandemic, the 2020–2021 suspension data is not published as the overall number of incidents was too small to be reported.

⁵ EML = Emergent Multilingual Learners, FARMS = Free and Reduced-price Meals System.

Little Bennett Elementary School - #336

2021–2022 Bullying Incidents ⁶		2021–2022 Drills Conducted							
Number Reported	Number Confirmed	Fire	Evacuation	Reverse Evacuation	Shelter in Place	Drop, Cover, and Hold	Severe Weather	Active Assailant	Lockdown
4	3	5	1	1	1	1	1	1	1

2021–2022 Safety Incidents Requiring Alert Status							
Fire	Evacuation	Reverse Evacuation	Shelter in Place	Drop, Cover, and Hold	Severe Weather	Active Assailant	Lockdown
1	0	0	0	0	0	0	0

School Safety Programs	
Be Well 365 Visitor Management System	

⁶ The number of reported bullying incidents may differ from the number of bullying incidents reported as a serious incident because an event is identified as a serious incident only if it results in or leads to the death or serious injury of any person on an MCPS site or conducting MCPS business; potential or actual disruption of the planned school day; or, any of the other criteria outlined in MCPS Regulation COB-RA *Reporting a Serious Incident* (see page 459). Additional information can be found in the glossary on page 445.

Luxmanor Elementary School - #220

Cluster Name: Walter Johnson

5701 Grosvenor Lane Bethesda, MD 20814

Office Phone: (240) 740-0820

School Hours: 9:00 - 3:25

www.montgomeryschoolsmd.org/schools/luxmanores/

Fax Number: (240) 740-4390

2021–2022 Number of Out-of-School Suspension Incidents Related to School Safety ^{1 3 5}									
	Arson Fire Explosives	Attack	Dangerous Substances	Disrespect Insubordination Disruption	Fighting	Theft	Threat	Weapons	Other
Total Incidents	0	0	0	0	0	0	0	0	0
Female	0	0	0	0	0	0	0	0	0
Male	0	0	0	0	0	0	0	0	0
Non-binary	--	--	--	--	--	--	--	--	--
Asian	0	0	0	0	0	0	0	0	0
Black or African American	0	0	0	0	0	0	0	0	0
Hispanic/Latino	0	0	0	0	0	0	0	0	0
Two or More Races	0	0	0	0	0	0	0	0	0
White	0	0	0	0	0	0	0	0	0
EML	0	0	0	0	0	0	0	0	0
FARMS	0	0	0	0	0	0	0	0	0
Special Education	0	0	0	0	0	0	0	0	0

Out-of-School Suspension Rate ^{2 3 5}												
	Total Students Enrolled			Percent Students Enrolled			Number Students Suspended			Percent Students Suspended		
	2020	2021	2022	2020	2021	2022	2020	2021	2022	2020	2021	2022
All Students	712	678	712				0	See footnote 4.	0	.0	See footnote 4	.0
Female	341	308	315	47.9	45.4	44.2	0		0	.0		.0
Male	371	369	397	52.1	54.4	55.8	0		0	.0		.0
Non-binary	--	--	--	--	--	--	--		--	--		--
Asian	175	170	164	24.6	25.1	23.0	0		0	.0		.0
Black or African American	109	111	104	15.3	16.4	14.6	0		0	.0		.0
Hispanic/Latino	159	155	160	22.3	22.9	22.5	0		0	.0		.0
Two or More Races	42	46	60	5.9	6.8	8.4	0		0	.0		.0
White	227	196	223	31.9	28.9	31.3	0		0	.0		.0
EML	213	246	189	29.9	36.3	26.5	0		0	.0		.0
FARMS	133	112	145	18.7	16.5	20.4	0		0	.0		.0
Special Education	118	117	135	16.6	17.3	19.0	0		0	.0		.0

2021–2022 Reported Serious Incidents								
Description	Police Called		Description	Police Called		Description	Police Called	
	No	Yes		No	Yes		No	Yes
Academic Dishonesty	0	0	Drugs	0	0	Robbery, Strong-Armed	0	0
Accident	0	0	Extortion	0	0	Serious Injury	0	0
Alcohol	0	0	Fighting	0	0	Sex Related	0	0
Arrest	0	0	Fire, Not Arson	0	0	Suicide Related	0	0
Arson	0	0	Gang-Related Incident/Crime	0	0	Theft	0	0
Bomb	0	0	Hate Incident	0	0	Threat, Physical or Verbal	0	1
Bomb Threat	0	0	Malfunction, Essential Equip.	0	0	Vandalism	0	1
Bullying	0	0	Medical Assistance	10	0	Weapon	0	0
Bus	0	0	Missing Child	0	0	Weapon, Toy, Facsimile	0	0
Computer Abuse	0	0	Physical Assault/Attack	0	0	Other	0	0
Disruptive Behavior	0	0	Protective Services	0	0			

¹ Duplicated Count of Students

² Unduplicated Count of Students

³ Data suppressed (--) to comply with federal guidance (see Guidelines for Reporting Data on Page iii).

⁴ Due to the COVID-19 pandemic, the 2020–2021 suspension data is not published as the overall number of incidents was too small to be reported.

⁵ EML = Emergent Multilingual Learners, FARMS = Free and Reduced-price Meals System.

Luxmanor Elementary School - #220

2021–2022 Bullying Incidents ⁶		2021–2022 Drills Conducted							
Number Reported	Number Confirmed	Fire	Evacuation	Reverse Evacuation	Shelter in Place	Drop, Cover, and Hold	Severe Weather	Active Assailant	Lockdown
0	0	5	1	1	1	1	1	1	0

2021–2022 Safety Incidents Requiring Alert Status							
Fire	Evacuation	Reverse Evacuation	Shelter in Place	Drop, Cover, and Hold	Severe Weather	Active Assailant	Lockdown
0	0	0	0	0	0	0	0

School Safety Programs	
Be Well 365 Visitor Management System	

⁶ The number of reported bullying incidents may differ from the number of bullying incidents reported as a serious incident because an event is identified as a serious incident only if it results in or leads to the death or serious injury of any person on an MCPS site or conducting MCPS business; potential or actual disruption of the planned school day; or, any of the other criteria outlined in MCPS Regulation COB-RA *Reporting a Serious Incident* (see page 459). Additional information can be found in the glossary on page 445.

Thurgood Marshall Elementary School - #244

Cluster Name: Quince Orchard

12260 McDonald Chapel Drive Gaithersburg, MD 20878

Office Phone: (301) 670-8282

School Hours: 9:25 - 3:50

www.montgomeryschoolsmd.org/schools/thurgoodmarshalles/

Fax Number: (301) 670-8256

2021–2022 Number of Out-of-School Suspension Incidents Related to School Safety ^{1 3 5}									
	Arson Fire Explosives	Attack	Dangerous Substances	Disrespect Insubordination Disruption	Fighting	Theft	Threat	Weapons	Other
Total Incidents	0	0	0	0	0	0	1	0	0
Female	0	0	0	0	0	0	0	0	0
Male	0	0	0	0	0	0	1	0	0
Non-binary	--	--	--	--	--	--	--	--	--
Asian	0	0	0	0	0	0	0	0	0
Black or African American	0	0	0	0	0	0	0	0	0
Hispanic/Latino	0	0	0	0	0	0	0	0	0
Two or More Races	0	0	0	0	0	0	0	0	0
White	0	0	0	0	0	0	0	0	0
EML	0	0	0	0	0	0	0	0	0
FARMS	0	0	0	0	0	0	0	0	0
Special Education	0	0	0	0	0	0	0	0	0

Out-of-School Suspension Rate ^{2 3 5}												
	Total Students Enrolled			Percent Students Enrolled			Number Students Suspended			Percent Students Suspended		
	2020	2021	2022	2020	2021	2022	2020	2021	2022	2020	2021	2022
All Students	642	562	576				0	See footnote 4.	1	.0	See footnote 4	.2
Female	298	266	286	46.4	47.3	49.7	0		1	.0		.4
Male	344	296	290	53.6	52.7	50.3	0		0	.0		.0
Non-binary	--	--	--	--	--	--	--		--	--		--
Asian	94	84	82	14.6	14.9	14.2	0		0	.0		.0
Black or African American	127	116	127	19.8	20.6	22.0	0		1	.0		1.0
Hispanic/Latino	199	176	165	31.0	31.3	28.6	0		0	.0		.0
Two or More Races	--	--	--	≤5.0	≤5.0	≤5.0	0		0	.0		.0
White	195	161	175	30.4	28.6	30.4	0		0	.0		.0
EML	124	130	104	19.3	23.1	18.1	0		0	.0		.0
FARMS	240	180	219	37.4	32.0	38.0	0		0	.0		.0
Special Education	119	98	118	18.5	17.4	20.5	0		0	.0		.0

2021–2022 Reported Serious Incidents								
Description	Police Called		Description	Police Called		Description	Police Called	
	No	Yes		No	Yes		No	Yes
Academic Dishonesty	0	0	Drugs	0	0	Robbery, Strong-Armed	0	0
Accident	1	0	Extortion	0	0	Serious Injury	0	0
Alcohol	0	0	Fighting	0	0	Sex Related	0	1
Arrest	0	0	Fire, Not Arson	0	0	Suicide Related	0	0
Arson	0	0	Gang-Related Incident/Crime	0	0	Theft	0	0
Bomb	0	0	Hate Incident	0	0	Threat, Physical or Verbal	0	1
Bomb Threat	0	0	Malfunction, Essential Equip.	0	0	Vandalism	0	0
Bullying	0	0	Medical Assistance	4	0	Weapon	0	3
Bus	0	0	Missing Child	1	0	Weapon, Toy, Facsimile	0	0
Computer Abuse	0	0	Physical Assault/Attack	0	0	Other	0	0
Disruptive Behavior	0	2	Protective Services	0	0			

¹ Duplicated Count of Students

² Unduplicated Count of Students

³ Data suppressed (--) to comply with federal guidance (see Guidelines for Reporting Data on Page iii).

⁴ Due to the COVID-19 pandemic, the 2020–2021 suspension data is not published as the overall number of incidents was too small to be reported.

⁵ EML = Emergent Multilingual Learners, FARMS = Free and Reduced-price Meals System.

Thurgood Marshall Elementary School - #244

2021–2022 Bullying Incidents ⁶		2021–2022 Drills Conducted							
Number Reported	Number Confirmed	Fire	Evacuation	Reverse Evacuation	Shelter in Place	Drop, Cover, and Hold	Severe Weather	Active Assailant	Lockdown
1	0	5	1	1	1	1	1	0	1

2021–2022 Safety Incidents Requiring Alert Status							
Fire	Evacuation	Reverse Evacuation	Shelter in Place	Drop, Cover, and Hold	Severe Weather	Active Assailant	Lockdown
0	0	0	0	0	0	0	0

School Safety Programs	
Be Well 365 Restorative Justice Visitor Management System	

⁶ The number of reported bullying incidents may differ from the number of bullying incidents reported as a serious incident because an event is identified as a serious incident only if it results in or leads to the death or serious injury of any person on an MCPS site or conducting MCPS business; potential or actual disruption of the planned school day; or, any of the other criteria outlined in MCPS Regulation COB-RA *Reporting a Serious Incident* (see page 459). Additional information can be found in the glossary on page 445.

Maryvale Elementary School - #210

Cluster Name: Rockville
School Hours: 9:25 - 3:50

15101 Bauer Drive Rockville, MD 20853
www.montgomeryschoolsmd.org/schools/maryvalees/

Office Phone: (240) 740-4330
Fax Number: (240) 740-4350

2021–2022 Number of Out-of-School Suspension Incidents Related to School Safety ^{1 3 5}									
	Arson Fire Explosives	Attack	Dangerous Substances	Disrespect Insubordination Disruption	Fighting	Theft	Threat	Weapons	Other
Total Incidents	0	0	0	0	0	0	0	0	0
Female	0	0	0	0	0	0	0	0	0
Male	0	0	0	0	0	0	0	0	0
Non-binary	--	--	--	--	--	--	--	--	--
Asian	0	0	0	0	0	0	0	0	0
Black or African American	0	0	0	0	0	0	0	0	0
Hispanic/Latino	0	0	0	0	0	0	0	0	0
Two or More Races	0	0	0	0	0	0	0	0	0
White	0	0	0	0	0	0	0	0	0
EML	0	0	0	0	0	0	0	0	0
FARMS	0	0	0	0	0	0	0	0	0
Special Education	0	0	0	0	0	0	0	0	0

Out-of-School Suspension Rate ^{2 3 5}												
	Total Students Enrolled			Percent Students Enrolled			Number Students Suspended			Percent Students Suspended		
	2020	2021	2022	2020	2021	2022	2020	2021	2022	2020	2021	2022
All Students	622	591	640				2	See footnote 4.	0	.4	See footnote 4	.0
Female	319	316	342	51.3	53.5	53.4	1		0	.4		.0
Male	303	275	298	48.7	46.5	46.6	1		0	.4		.0
Non-binary	--	--	--	--	--	--	--		--	--		--
Asian	67	56	59	10.8	9.5	9.2	0		0	.0		.0
Black or African American	165	158	162	26.5	26.7	25.3	2		0	1.4		.0
Hispanic/Latino	198	200	242	31.8	33.8	37.8	0		0	.0		.0
Two or More Races	46	46	49	7.4	7.8	7.7	0		0	.0		.0
White	145	131	128	23.3	22.2	20.0	0		0	.0		.0
EML	151	162	143	24.3	27.4	22.3	0		0	.0		.0
FARMS	282	240	273	45.3	40.6	42.7	1		0	.5		.0
Special Education	83	83	80	13.3	14.0	12.5	0		0	.0		.0

2021–2022 Reported Serious Incidents								
Description	Police Called		Description	Police Called		Description	Police Called	
	No	Yes		No	Yes		No	Yes
Academic Dishonesty	0	0	Drugs	0	0	Robbery, Strong-Armed	0	0
Accident	0	0	Extortion	0	0	Serious Injury	0	0
Alcohol	0	0	Fighting	0	0	Sex Related	0	0
Arrest	0	0	Fire, Not Arson	0	0	Suicide Related	0	0
Arson	0	0	Gang-Related Incident/Crime	0	0	Theft	0	1
Bomb	0	0	Hate Incident	0	0	Threat, Physical or Verbal	0	0
Bomb Threat	0	0	Malfunction, Essential Equip.	0	0	Vandalism	0	0
Bullying	0	0	Medical Assistance	0	0	Weapon	1	0
Bus	0	0	Missing Child	0	0	Weapon, Toy, Facsimile	0	0
Computer Abuse	0	0	Physical Assault/Attack	2	0	Other	0	1
Disruptive Behavior	1	0	Protective Services	0	0			

¹ Duplicated Count of Students

² Unduplicated Count of Students

³ Data suppressed (--) to comply with federal guidance (see Guidelines for Reporting Data on Page iii).

⁴ Due to the COVID-19 pandemic, the 2020–2021 suspension data is not published as the overall number of incidents was too small to be reported.

⁵ EML = Emergent Multilingual Learners, FARMS = Free and Reduced-price Meals System.

Maryvale Elementary School - #210

2021–2022 Bullying Incidents ⁶		2021–2022 Drills Conducted							
Number Reported	Number Confirmed	Fire	Evacuation	Reverse Evacuation	Shelter in Place	Drop, Cover, and Hold	Severe Weather	Active Assailant	Lockdown
3	3	8	1	1	1	1	1	1	1

2021–2022 Safety Incidents Requiring Alert Status							
Fire	Evacuation	Reverse Evacuation	Shelter in Place	Drop, Cover, and Hold	Severe Weather	Active Assailant	Lockdown
0	0	0	0	0	0	0	0

School Safety Programs	
Be Well 365 Linkages to Learning Restorative Justice Visitor Management System	

⁶ The number of reported bullying incidents may differ from the number of bullying incidents reported as a serious incident because an event is identified as a serious incident only if it results in or leads to the death or serious injury of any person on an MCPS site or conducting MCPS business; potential or actual disruption of the planned school day; or, any of the other criteria outlined in MCPS Regulation COB-RA *Reporting a Serious Incident* (see page 459). Additional information can be found in the glossary on page 445.

Spark M. Matsunaga Elementary School - #523

Cluster Name: Northwest, Seneca Valley

13902 Bromfield Road Germantown, Maryland 20874

Office Phone: (301) 601-4350

School Hours: 9:25 - 3:50

www.montgomeryschoolsmd.org/schools/matsunagaes/

Fax Number: (301) 601-4358

2021–2022 Number of Out-of-School Suspension Incidents Related to School Safety ^{1 3 5}									
	Arson Fire Explosives	Attack	Dangerous Substances	Disrespect Insubordination Disruption	Fighting	Theft	Threat	Weapons	Other
Total Incidents	0	0	0	0	0	0	0	0	0
Female	0	0	0	0	0	0	0	0	0
Male	0	0	0	0	0	0	0	0	0
Non-binary	--	--	--	--	--	--	--	--	--
Asian	0	0	0	0	0	0	0	0	0
Black or African American	0	0	0	0	0	0	0	0	0
Hispanic/Latino	0	0	0	0	0	0	0	0	0
Two or More Races	0	0	0	0	0	0	0	0	0
White	0	0	0	0	0	0	0	0	0
EML	0	0	0	0	0	0	0	0	0
FARMS	0	0	0	0	0	0	0	0	0
Special Education	0	0	0	0	0	0	0	0	0

Out-of-School Suspension Rate ^{2 3 5}												
	Total Students Enrolled			Percent Students Enrolled			Number Students Suspended			Percent Students Suspended		
	2020	2021	2022	2020	2021	2022	2020	2021	2022	2020	2021	2022
All Students	732	659	605				0	See footnote 4.	0	.0	See footnote 4	.0
Female	349	305	284	47.7	46.3	46.9	0		0	.0		.0
Male	383	354	321	52.3	53.7	53.1	0		0	.0		.0
Non-binary	--	--	--	--	--	--	--		--	--		--
Asian	279	269	244	38.1	40.8	40.3	0		0	.0		.0
Black or African American	150	144	147	20.5	21.9	24.3	0		0	.0		.0
Hispanic/Latino	116	98	89	15.8	14.9	14.7	0		0	.0		.0
Two or More Races	43	36	35	5.9	5.5	5.8	0		0	.0		.0
White	141	109	89	19.3	16.5	14.7	0		0	.0		.0
EML	76	96	80	10.4	14.6	13.2	0		0	.0		.0
FARMS	168	124	142	23.0	18.8	23.5	0		0	.0		.0
Special Education	76	71	72	10.4	10.8	11.9	0		0	.0		.0

2021–2022 Reported Serious Incidents								
Description	Police Called		Description	Police Called		Description	Police Called	
	No	Yes		No	Yes		No	Yes
Academic Dishonesty	0	0	Drugs	0	0	Robbery, Strong-Armed	0	0
Accident	0	0	Extortion	0	0	Serious Injury	0	0
Alcohol	0	0	Fighting	0	0	Sex Related	0	0
Arrest	0	0	Fire, Not Arson	0	0	Suicide Related	0	0
Arson	0	0	Gang-Related Incident/Crime	0	0	Theft	0	0
Bomb	0	0	Hate Incident	0	0	Threat, Physical or Verbal	0	0
Bomb Threat	1	0	Malfunction, Essential Equip.	0	0	Vandalism	0	0
Bullying	0	0	Medical Assistance	1	0	Weapon	0	0
Bus	0	0	Missing Child	0	0	Weapon, Toy, Facsimile	0	0
Computer Abuse	0	0	Physical Assault/Attack	0	0	Other	0	0
Disruptive Behavior	0	0	Protective Services	0	0			

¹ Duplicated Count of Students

² Unduplicated Count of Students

³ Data suppressed (--) to comply with federal guidance (see Guidelines for Reporting Data on Page iii).

⁴ Due to the COVID-19 pandemic, the 2020–2021 suspension data is not published as the overall number of incidents was too small to be reported.

⁵ EML = Emergent Multilingual Learners, FARMS = Free and Reduced-price Meals System.

Spark M. Matsunaga Elementary School - #523

2021–2022 Bullying Incidents ⁶		2021–2022 Drills Conducted							
Number Reported	Number Confirmed	Fire	Evacuation	Reverse Evacuation	Shelter in Place	Drop, Cover, and Hold	Severe Weather	Active Assailant	Lockdown
0	0	5	1	1	1	1	1	1	1

2021–2022 Safety Incidents Requiring Alert Status							
Fire	Evacuation	Reverse Evacuation	Shelter in Place	Drop, Cover, and Hold	Severe Weather	Active Assailant	Lockdown
1	0	0	0	0	0	0	0

School Safety Programs	
Be Well 365 Visitor Management System	

⁶ The number of reported bullying incidents may differ from the number of bullying incidents reported as a serious incident because an event is identified as a serious incident only if it results in or leads to the death or serious injury of any person on an MCPS site or conducting MCPS business; potential or actual disruption of the planned school day; or, any of the other criteria outlined in MCPS Regulation COB-RA *Reporting a Serious Incident* (see page 459). Additional information can be found in the glossary on page 445.

S. Christa McAuliffe Elementary School - #110

Cluster Name: Seneca Valley

12500 Wisteria Drive Germantown, MD 20874

Office Phone: (240) 740-4920

School Hours: 9:00 - 3:25

www.montgomeryschoolsmd.org/schools/mcauliffees/

Fax Number: (301) 353-0923

2021–2022 Number of Out-of-School Suspension Incidents Related to School Safety ^{1 3 5}									
	Arson Fire Explosives	Attack	Dangerous Substances	Disrespect Insubordination Disruption	Fighting	Theft	Threat	Weapons	Other
Total Incidents	0	0	0	0	0	0	0	0	0
Female	0	0	0	0	0	0	0	0	0
Male	0	0	0	0	0	0	0	0	0
Non-binary	--	--	--	--	--	--	--	--	--
Asian	0	0	0	0	0	0	0	0	0
Black or African American	0	0	0	0	0	0	0	0	0
Hispanic/Latino	0	0	0	0	0	0	0	0	0
Two or More Races	0	0	0	0	0	0	0	0	0
White	0	0	0	0	0	0	0	0	0
EML	0	0	0	0	0	0	0	0	0
FARMS	0	0	0	0	0	0	0	0	0
Special Education	0	0	0	0	0	0	0	0	0

Out-of-School Suspension Rate ^{2 3 5}												
	Total Students Enrolled			Percent Students Enrolled			Number Students Suspended			Percent Students Suspended		
	2020	2021	2022	2020	2021	2022	2020	2021	2022	2020	2021	2022
All Students	556	563	520				0	See footnote 4.	0	.0	See footnote 4	.0
Female	265	267	243	47.7	47.4	46.7	0		0	.0		.0
Male	291	296	277	52.3	52.6	53.3	0		0	.0		.0
Non-binary	--	--	--	--	--	--	--		--	--		--
Asian	35	44	35	6.3	7.8	6.7	0		0	.0		.0
Black or African American	205	208	196	36.9	36.9	37.7	0		0	.0		.0
Hispanic/Latino	198	204	200	35.6	36.2	38.5	0		0	.0		.0
Two or More Races	34	35	32	6.1	6.2	6.2	0		0	.0		.0
White	80	69	55	14.4	12.3	10.6	0		0	.0		.0
EML	166	178	154	29.9	31.6	29.6	0		0	.0		.0
FARMS	308	268	296	55.4	47.6	56.9	0		0	.0		.0
Special Education	62	80	72	11.2	14.2	13.8	0		0	.0		.0

2021–2022 Reported Serious Incidents								
Description	Police Called		Description	Police Called		Description	Police Called	
	No	Yes		No	Yes		No	Yes
Academic Dishonesty	0	0	Drugs	0	0	Robbery, Strong-Armed	0	0
Accident	0	0	Extortion	0	0	Serious Injury	0	0
Alcohol	0	0	Fighting	0	0	Sex Related	0	0
Arrest	0	0	Fire, Not Arson	0	0	Suicide Related	0	0
Arson	0	0	Gang-Related Incident/Crime	0	0	Theft	0	0
Bomb	0	0	Hate Incident	0	0	Threat, Physical or Verbal	0	0
Bomb Threat	0	0	Malfunction, Essential Equip.	0	0	Vandalism	0	0
Bullying	0	0	Medical Assistance	0	0	Weapon	0	1
Bus	0	0	Missing Child	0	0	Weapon, Toy, Facsimile	0	0
Computer Abuse	0	0	Physical Assault/Attack	1	0	Other	0	1
Disruptive Behavior	0	0	Protective Services	0	0			

¹ Duplicated Count of Students

² Unduplicated Count of Students

³ Data suppressed (--) to comply with federal guidance (see Guidelines for Reporting Data on Page iii).

⁴ Due to the COVID-19 pandemic, the 2020–2021 suspension data is not published as the overall number of incidents was too small to be reported.

⁵ EML = Emergent Multilingual Learners, FARMS = Free and Reduced-price Meals System.

S. Christa McAuliffe Elementary School - #110

2021–2022 Bullying Incidents ⁶		2021–2022 Drills Conducted							
Number Reported	Number Confirmed	Fire	Evacuation	Reverse Evacuation	Shelter in Place	Drop, Cover, and Hold	Severe Weather	Active Assailant	Lockdown
0	0	5	1	1	1	1	1	1	1

2021–2022 Safety Incidents Requiring Alert Status							
Fire	Evacuation	Reverse Evacuation	Shelter in Place	Drop, Cover, and Hold	Severe Weather	Active Assailant	Lockdown
0	0	0	0	0	0	0	0

School Safety Programs	
Be Well 365 Visitor Management System	

⁶ The number of reported bullying incidents may differ from the number of bullying incidents reported as a serious incident because an event is identified as a serious incident only if it results in or leads to the death or serious injury of any person on an MCPS site or conducting MCPS business; potential or actual disruption of the planned school day; or, any of the other criteria outlined in MCPS Regulation COB-RA *Reporting a Serious Incident* (see page 459). Additional information can be found in the glossary on page 445.

Ronald McNair Elementary School - #158

Cluster Name: Northwest
School Hours: 9:25 - 3:50

13881 Hopkins Road Germantown, MD 20874
www.montgomeryschoolsmd.org/schools/ronaldmcnares/

Office Phone: (240) 740-6830
Fax Number: (301) 353-0964

2021–2022 Number of Out-of-School Suspension Incidents Related to School Safety ^{1 3 5}									
	Arson Fire Explosives	Attack	Dangerous Substances	Disrespect Insubordination Disruption	Fighting	Theft	Threat	Weapons	Other
Total Incidents	0	0	0	0	0	0	0	0	0
Female	0	0	0	0	0	0	0	0	0
Male	0	0	0	0	0	0	0	0	0
Non-binary	--	--	--	--	--	--	--	--	--
Asian	0	0	0	0	0	0	0	0	0
Black or African American	0	0	0	0	0	0	0	0	0
Hispanic/Latino	0	0	0	0	0	0	0	0	0
Two or More Races	0	0	0	0	0	0	0	0	0
White	0	0	0	0	0	0	0	0	0
EML	0	0	0	0	0	0	0	0	0
FARMS	0	0	0	0	0	0	0	0	0
Special Education	0	0	0	0	0	0	0	0	0

Out-of-School Suspension Rate ^{2 3 5}												
	Total Students Enrolled			Percent Students Enrolled			Number Students Suspended			Percent Students Suspended		
	2020	2021	2022	2020	2021	2022	2020	2021	2022	2020	2021	2022
All Students	844	798	771				2	See footnote 4.	0	.2	See footnote 4	.0
Female	404	371	339	47.9	46.5	44.0	0		0	.0		.0
Male	440	427	432	52.1	53.5	56.0	2		0	.5		.0
Non-binary	--	--	--	--	--	--	--		--	--		--
Asian	240	219	219	28.4	27.4	28.4	0		0	.0		.0
Black or African American	232	241	222	27.5	30.2	28.8	1		0	.5		.0
Hispanic/Latino	155	149	143	18.4	18.7	18.5	0		0	.0		.0
Two or More Races	54	57	50	6.4	7.1	6.5	0		0	.0		.0
White	161	132	134	19.1	16.5	17.4	1		0	.6		.0
EML	147	171	131	17.4	21.4	17.0	1		0	.7		.0
FARMS	237	206	221	28.1	25.8	28.7	1		0	.5		.0
Special Education	81	86	78	9.6	10.8	10.1	2		0	2.6		.0

2021–2022 Reported Serious Incidents								
Description	Police Called		Description	Police Called		Description	Police Called	
	No	Yes		No	Yes		No	Yes
Academic Dishonesty	0	0	Drugs	0	0	Robbery, Strong-Armed	0	0
Accident	0	1	Extortion	0	0	Serious Injury	0	0
Alcohol	0	0	Fighting	0	0	Sex Related	0	0
Arrest	0	0	Fire, Not Arson	0	0	Suicide Related	0	0
Arson	0	0	Gang-Related Incident/Crime	0	0	Theft	0	0
Bomb	0	0	Hate Incident	0	0	Threat, Physical or Verbal	0	1
Bomb Threat	0	0	Malfunction, Essential Equip.	1	0	Vandalism	0	1
Bullying	0	0	Medical Assistance	2	0	Weapon	0	0
Bus	0	0	Missing Child	0	1	Weapon, Toy, Facsimile	0	0
Computer Abuse	0	0	Physical Assault/Attack	0	0	Other	0	0
Disruptive Behavior	0	3	Protective Services	0	0			

¹ Duplicated Count of Students

² Unduplicated Count of Students

³ Data suppressed (--) to comply with federal guidance (see Guidelines for Reporting Data on Page iii).

⁴ Due to the COVID-19 pandemic, the 2020–2021 suspension data is not published as the overall number of incidents was too small to be reported.

⁵ EML = Emergent Multilingual Learners, FARMS = Free and Reduced-price Meals System.

Ronald McNair Elementary School - #158

2021–2022 Bullying Incidents ⁶		2021–2022 Drills Conducted							
Number Reported	Number Confirmed	Fire	Evacuation	Reverse Evacuation	Shelter in Place	Drop, Cover, and Hold	Severe Weather	Active Assailant	Lockdown
0	0	6	1	1	1	1	1	0	1

2021–2022 Safety Incidents Requiring Alert Status							
Fire	Evacuation	Reverse Evacuation	Shelter in Place	Drop, Cover, and Hold	Severe Weather	Active Assailant	Lockdown
1	0	0	1	0	0	0	0

School Safety Programs	
Be Well 365 Visitor Management System	

⁶ The number of reported bullying incidents may differ from the number of bullying incidents reported as a serious incident because an event is identified as a serious incident only if it results in or leads to the death or serious injury of any person on an MCPS site or conducting MCPS business; potential or actual disruption of the planned school day; or, any of the other criteria outlined in MCPS Regulation COB-RA *Reporting a Serious Incident* (see page 459). Additional information can be found in the glossary on page 445.

Meadow Hall Elementary School - #212

Cluster Name: Rockville
School Hours: 9:00 - 3:25

951 Twinbrook Parkway Rockville, MD 20851
www.montgomeryschoolsmd.org/schools/meadowhalles/

Office Phone: (240) 740-5260
Fax Number: (301) 517-5887

2021–2022 Number of Out-of-School Suspension Incidents Related to School Safety ^{1 3 5}									
	Arson Fire Explosives	Attack	Dangerous Substances	Disrespect Insubordination Disruption	Fighting	Theft	Threat	Weapons	Other
Total Incidents	0	0	0	0	0	0	0	0	0
Female	0	0	0	0	0	0	0	0	0
Male	0	0	0	0	0	0	0	0	0
Non-binary	--	--	--	--	--	--	--	--	--
Asian	0	0	0	0	0	0	0	0	0
Black or African American	0	0	0	0	0	0	0	0	0
Hispanic/Latino	0	0	0	0	0	0	0	0	0
Two or More Races	0	0	0	0	0	0	0	0	0
White	0	0	0	0	0	0	0	0	0
EML	0	0	0	0	0	0	0	0	0
FARMS	0	0	0	0	0	0	0	0	0
Special Education	0	0	0	0	0	0	0	0	0

Out-of-School Suspension Rate ^{2 3 5}												
	Total Students Enrolled			Percent Students Enrolled			Number Students Suspended			Percent Students Suspended		
	2020	2021	2022	2020	2021	2022	2020	2021	2022	2020	2021	2022
All Students	409	414	397				1	See footnote 4.	0	.2	See footnote 4	.0
Female	194	197	186	47.4	47.6	46.9	0		0	.0		.0
Male	215	217	211	52.6	52.4	53.1	1		0	.5		.0
Non-binary	--	--	--	--	--	--	--		--	--		--
Asian	33	26	25	8.1	6.3	6.3	0		0	.0		.0
Black or African American	39	53	49	9.5	12.8	12.3	0		0	.0		.0
Hispanic/Latino	241	240	229	58.9	58.0	57.7	1		0	.4		.0
Two or More Races	--	--	24	≤5.0	≤5.0	6.0	0		0	.0		.0
White	75	75	70	18.3	18.1	17.6	0		0	.0		.0
EML	142	152	139	34.7	36.7	35.0	1		0	.9		.0
FARMS	236	175	218	57.7	42.3	54.9	1		0	.4		.0
Special Education	76	84	76	18.6	20.3	19.1	0		0	.0		.0

2021–2022 Reported Serious Incidents								
Description	Police Called		Description	Police Called		Description	Police Called	
	No	Yes		No	Yes		No	Yes
Academic Dishonesty	0	0	Drugs	0	0	Robbery, Strong-Armed	0	0
Accident	1	0	Extortion	0	0	Serious Injury	0	0
Alcohol	0	0	Fighting	0	0	Sex Related	0	1
Arrest	0	0	Fire, Not Arson	0	0	Suicide Related	0	0
Arson	0	0	Gang-Related Incident/Crime	0	0	Theft	0	0
Bomb	0	0	Hate Incident	0	0	Threat, Physical or Verbal	0	0
Bomb Threat	0	0	Malfunction, Essential Equip.	0	0	Vandalism	0	0
Bullying	0	0	Medical Assistance	1	0	Weapon	0	0
Bus	0	0	Missing Child	0	1	Weapon, Toy, Facsimile	0	0
Computer Abuse	0	0	Physical Assault/Attack	0	0	Other	0	0
Disruptive Behavior	1	1	Protective Services	0	0			

¹ Duplicated Count of Students

² Unduplicated Count of Students

³ Data suppressed (--) to comply with federal guidance (see Guidelines for Reporting Data on Page iii).

⁴ Due to the COVID-19 pandemic, the 2020–2021 suspension data is not published as the overall number of incidents was too small to be reported.

⁵ EML = Emergent Multilingual Learners, FARMS = Free and Reduced-price Meals System.

Meadow Hall Elementary School - #212

2021–2022 Bullying Incidents ⁶		2021–2022 Drills Conducted							
Number Reported	Number Confirmed	Fire	Evacuation	Reverse Evacuation	Shelter in Place	Drop, Cover, and Hold	Severe Weather	Active Assailant	Lockdown
2	0	5	1	1	1	1	1	1	1

2021–2022 Safety Incidents Requiring Alert Status							
Fire	Evacuation	Reverse Evacuation	Shelter in Place	Drop, Cover, and Hold	Severe Weather	Active Assailant	Lockdown
1	0	0	0	0	0	0	0

School Safety Programs	
Be Well 365 Restorative Justice Visitor Management System	

⁶ The number of reported bullying incidents may differ from the number of bullying incidents reported as a serious incident because an event is identified as a serious incident only if it results in or leads to the death or serious injury of any person on an MCPS site or conducting MCPS business; potential or actual disruption of the planned school day; or, any of the other criteria outlined in MCPS Regulation COB-RA *Reporting a Serious Incident* (see page 459). Additional information can be found in the glossary on page 445.

Mill Creek Towne Elementary School - #556

Cluster Name: Col. Zadok Magruder

17700 Park Mill Drive Rockville, MD 20855

Office Phone: (240) 740-1820

School Hours: 9:00 - 3:25

www.montgomeryschoolsmd.org/schools/mctes/

Fax Number: (240) 740-1815

2021–2022 Number of Out-of-School Suspension Incidents Related to School Safety^{1 3 5}									
	Arson Fire Explosives	Attack	Dangerous Substances	Disrespect Insubordination Disruption	Fighting	Theft	Threat	Weapons	Other
Total Incidents	0	0	0	2	0	0	0	0	0
Female	0	0	0	1	0	0	0	0	0
Male	0	0	0	1	0	0	0	0	0
Non-binary	--	--	--	--	--	--	--	--	--
Asian	0	0	0	0	0	0	0	0	0
Black or African American	0	0	0	0	0	0	0	0	0
Hispanic/Latino	0	0	0	1	0	0	0	0	0
Two or More Races	0	0	0	0	0	0	0	0	0
White	0	0	0	0	0	0	0	0	0
EML	0	0	0	1	0	0	0	0	0
FARMS	0	0	0	1	0	0	0	0	0
Special Education	0	0	0	1	0	0	0	0	0

Out-of-School Suspension Rate^{2 3 5}												
	Total Students Enrolled			Percent Students Enrolled			Number Students Suspended			Percent Students Suspended		
	2020	2021	2022	2020	2021	2022	2020	2021	2022	2020	2021	2022
All Students	514	500	478				1	See footnote 4.	2	.2	See footnote 4	.4
Female	229	225	217	44.6	45.0	45.4	0		1	.0		.5
Male	285	275	261	55.4	55.0	54.6	1		1	.4		.4
Non-binary	--	--	--	--	--	--	--		--	--		--
Asian	67	75	74	13.0	15.0	15.5	0		0	.0		.0
Black or African American	99	89	86	19.3	17.8	18.0	0		1	.0		1.3
Hispanic/Latino	217	216	200	42.2	43.2	41.8	0		1	.0		.5
Two or More Races	37	32	39	7.2	6.4	8.2	1		0	2.6		.0
White	90	85	76	17.5	17.0	15.9	0		0	.0		.0
EML	138	157	129	26.8	31.4	27.0	0		1	.0		.8
FARMS	210	166	215	40.9	33.2	45.0	1		0	.5		.0
Special Education	97	88	83	18.9	17.6	17.4	1		2	1.3		2.6

2021–2022 Reported Serious Incidents								
Description	Police Called		Description	Police Called		Description	Police Called	
	No	Yes		No	Yes		No	Yes
Academic Dishonesty	0	0	Drugs	0	0	Robbery, Strong-Armed	0	0
Accident	0	0	Extortion	0	0	Serious Injury	0	0
Alcohol	0	0	Fighting	0	0	Sex Related	0	0
Arrest	0	0	Fire, Not Arson	0	0	Suicide Related	0	0
Arson	0	0	Gang-Related Incident/Crime	0	0	Theft	0	0
Bomb	0	0	Hate Incident	0	0	Threat, Physical or Verbal	0	0
Bomb Threat	0	0	Malfunction, Essential Equip.	0	0	Vandalism	0	0
Bullying	0	0	Medical Assistance	0	0	Weapon	0	0
Bus	0	0	Missing Child	0	0	Weapon, Toy, Facsimile	0	0
Computer Abuse	0	0	Physical Assault/Attack	1	0	Other	0	0
Disruptive Behavior	1	0	Protective Services	0	0			

¹ Duplicated Count of Students

² Unduplicated Count of Students

³ Data suppressed (--) to comply with federal guidance (see Guidelines for Reporting Data on Page iii).

⁴ Due to the COVID-19 pandemic, the 2020–2021 suspension data is not published as the overall number of incidents was too small to be reported.

⁵ EML = Emergent Multilingual Learners, FARMS = Free and Reduced-price Meals System.

Mill Creek Towne Elementary School - #556

2021–2022 Bullying Incidents ⁶		2021–2022 Drills Conducted							
Number Reported	Number Confirmed	Fire	Evacuation	Reverse Evacuation	Shelter in Place	Drop, Cover, and Hold	Severe Weather	Active Assailant	Lockdown
6	6	5	0	0	1	0	0	0	1

2021–2022 Safety Incidents Requiring Alert Status							
Fire	Evacuation	Reverse Evacuation	Shelter in Place	Drop, Cover, and Hold	Severe Weather	Active Assailant	Lockdown
0	0	0	1	0	0	0	0

School Safety Programs	
Be Well 365 Visitor Management System	

⁶ The number of reported bullying incidents may differ from the number of bullying incidents reported as a serious incident because an event is identified as a serious incident only if it results in or leads to the death or serious injury of any person on an MCPS site or conducting MCPS business; potential or actual disruption of the planned school day; or, any of the other criteria outlined in MCPS Regulation COB-RA *Reporting a Serious Incident* (see page 459). Additional information can be found in the glossary on page 445.

Monocacy Elementary School - #652

Cluster Name: Poolesville
School Hours: 9:00 - 3:25

18801 Barnesville Road Dickerson, MD 20842
www.montgomeryschoolsmd.org/schools/monocacyes/

Office Phone: (240) 740-5790
Fax Number: (301) 972-7995

2021–2022 Number of Out-of-School Suspension Incidents Related to School Safety ^{1 3 5}									
	Arson Fire Explosives	Attack	Dangerous Substances	Disrespect Insubordination Disruption	Fighting	Theft	Threat	Weapons	Other
Total Incidents	0	0	0	0	0	0	0	0	0
Female	0	0	0	0	0	0	0	0	0
Male	0	0	0	0	0	0	0	0	0
Non-binary	--	--	--	--	--	--	--	--	--
Asian	--	--	--	--	--	--	--	--	--
Black or African American	--	--	--	--	--	--	--	--	--
Hispanic/Latino	0	0	0	0	0	0	0	0	0
Two or More Races	--	--	--	--	--	--	--	--	--
White	0	0	0	0	0	0	0	0	0
EML	0	0	0	0	0	0	0	0	0
FARMS	0	0	0	0	0	0	0	0	0
Special Education	0	0	0	0	0	0	0	0	0

Out-of-School Suspension Rate ^{2 3 5}												
	Total Students Enrolled			Percent Students Enrolled			Number Students Suspended			Percent Students Suspended		
	2020	2021	2022	2020	2021	2022	2020	2021	2022	2020	2021	2022
All Students	148	139	155				1	See footnote 4.	0	.7	See footnote 4	.0
Female	70	65	72	47.3	46.8	46.5	0		0	.0		.0
Male	78	74	83	52.7	53.2	53.5	1		0	1.3		.0
Non-binary	--	--	--	--	--	--	--		--	--		--
Asian	--	--	--	--	--	--	--		--	--		--
Black or African American	--	--	--	--	--	--	--		--	--		--
Hispanic/Latino	23	19	18	15.5	13.7	11.6	0		0	.0		.0
Two or More Races	11	--	--	7.4	--	--	0		--	.0		--
White	104	101	116	70.3	72.7	74.8	1		0	.9		.0
EML	--	12	11	--	8.6	7.1	--		0	--		.0
FARMS	31	32	31	20.9	23.0	20.0	0		0	.0		.0
Special Education	24	26	21	16.2	18.7	13.5	1		0	5.6		.0

2021–2022 Reported Serious Incidents								
Description	Police Called		Description	Police Called		Description	Police Called	
	No	Yes		No	Yes		No	Yes
Academic Dishonesty	0	0	Drugs	0	0	Robbery, Strong-Armed	0	0
Accident	0	0	Extortion	0	0	Serious Injury	0	0
Alcohol	0	0	Fighting	0	0	Sex Related	0	0
Arrest	0	0	Fire, Not Arson	0	0	Suicide Related	0	0
Arson	0	0	Gang-Related Incident/Crime	0	0	Theft	0	0
Bomb	0	0	Hate Incident	0	0	Threat, Physical or Verbal	0	0
Bomb Threat	0	0	Malfunction, Essential Equip.	0	0	Vandalism	0	0
Bullying	0	0	Medical Assistance	0	0	Weapon	0	0
Bus	0	0	Missing Child	0	0	Weapon, Toy, Facsimile	0	0
Computer Abuse	0	0	Physical Assault/Attack	0	0	Other	0	0
Disruptive Behavior	0	0	Protective Services	0	0			

¹ Duplicated Count of Students

² Unduplicated Count of Students

³ Data suppressed (--) to comply with federal guidance (see Guidelines for Reporting Data on Page iii).

⁴ Due to the COVID-19 pandemic, the 2020–2021 suspension data is not published as the overall number of incidents was too small to be reported.

⁵ EML = Emergent Multilingual Learners, FARMS = Free and Reduced-price Meals System.

Monocacy Elementary School - #652

2021–2022 Bullying Incidents ⁶		2021–2022 Drills Conducted							
Number Reported	Number Confirmed	Fire	Evacuation	Reverse Evacuation	Shelter in Place	Drop, Cover, and Hold	Severe Weather	Active Assailant	Lockdown
0	0	8	1	1	1	1	1	1	1

2021–2022 Safety Incidents Requiring Alert Status							
Fire	Evacuation	Reverse Evacuation	Shelter in Place	Drop, Cover, and Hold	Severe Weather	Active Assailant	Lockdown
0	0	0	0	0	0	0	0

School Safety Programs	
Be Well 365 Visitor Management System	

⁶ The number of reported bullying incidents may differ from the number of bullying incidents reported as a serious incident because an event is identified as a serious incident only if it results in or leads to the death or serious injury of any person on an MCPS site or conducting MCPS business; potential or actual disruption of the planned school day; or, any of the other criteria outlined in MCPS Regulation COB-RA *Reporting a Serious Incident* (see page 459). Additional information can be found in the glossary on page 445.

Montgomery Knolls Elementary School - #776

Cluster Name: Downcounty Consortium

807 Daleview Drive Silver Spring, MD 20901

Office Phone: (240) 740-0840

School Hours: 9:00 - 3:25

www.montgomeryschoolsmd.org/schools/knollses/

Fax Number: (301) 431-7669

2021–2022 Number of Out-of-School Suspension Incidents Related to School Safety ^{1 3 5}									
	Arson Fire Explosives	Attack	Dangerous Substances	Disrespect Insubordination Disruption	Fighting	Theft	Threat	Weapons	Other
Total Incidents	0	0	0	0	0	0	0	0	0
Female	0	0	0	0	0	0	0	0	0
Male	0	0	0	0	0	0	0	0	0
Non-binary	--	--	--	--	--	--	--	--	--
Asian	0	0	0	0	0	0	0	0	0
Black or African American	0	0	0	0	0	0	0	0	0
Hispanic/Latino	0	0	0	0	0	0	0	0	0
Two or More Races	0	0	0	0	0	0	0	0	0
White	0	0	0	0	0	0	0	0	0
EML	0	0	0	0	0	0	0	0	0
FARMS	0	0	0	0	0	0	0	0	0
Special Education	0	0	0	0	0	0	0	0	0

Out-of-School Suspension Rate ^{2 3 5}												
	Total Students Enrolled			Percent Students Enrolled			Number Students Suspended			Percent Students Suspended		
	2020	2021	2022	2020	2021	2022	2020	2021	2022	2020	2021	2022
All Students	499	499	560				2	See footnote 4.	0	.5	See footnote 4	.0
Female	248	255	281	49.7	51.1	50.2	0		0	.0		.0
Male	251	244	279	50.3	48.9	49.8	2		0	1.1		.0
Non-binary	--	--	--	--	--	--	--		--	--		--
Asian	26	27	--	5.2	5.4	≤5.0	0		0	.0		.0
Black or African American	150	139	138	30.1	27.9	24.6	1		0	1.0		.0
Hispanic/Latino	229	227	262	45.9	45.5	46.8	0		0	.0		.0
Two or More Races	--	--	--	≤5.0	≤5.0	≤5.0	0		0	.0		.0
White	75	83	111	15.0	16.6	19.8	1		0	1.6		.0
EML	206	187	182	41.3	37.5	32.5	0		0	.0		.0
FARMS	311	222	277	62.3	44.5	49.5	1		0	.4		.0
Special Education	116	89	108	23.2	17.8	19.3	2		0	4.3		.0

2021–2022 Reported Serious Incidents								
Description	Police Called		Description	Police Called		Description	Police Called	
	No	Yes		No	Yes		No	Yes
Academic Dishonesty	0	0	Drugs	0	0	Robbery, Strong-Armed	0	0
Accident	0	2	Extortion	0	0	Serious Injury	0	0
Alcohol	0	0	Fighting	0	0	Sex Related	0	0
Arrest	0	0	Fire, Not Arson	0	0	Suicide Related	0	0
Arson	0	0	Gang-Related Incident/Crime	0	0	Theft	0	0
Bomb	0	0	Hate Incident	0	0	Threat, Physical or Verbal	0	0
Bomb Threat	0	0	Malfunction, Essential Equip.	0	0	Vandalism	0	0
Bullying	0	0	Medical Assistance	1	0	Weapon	0	0
Bus	0	0	Missing Child	0	0	Weapon, Toy, Facsimile	0	0
Computer Abuse	0	0	Physical Assault/Attack	0	0	Other	0	0
Disruptive Behavior	0	0	Protective Services	0	0			

¹ Duplicated Count of Students

² Unduplicated Count of Students

³ Data suppressed (--) to comply with federal guidance (see Guidelines for Reporting Data on Page iii).

⁴ Due to the COVID-19 pandemic, the 2020–2021 suspension data is not published as the overall number of incidents was too small to be reported.

⁵ EML = Emergent Multilingual Learners, FARMS = Free and Reduced-price Meals System.

Montgomery Knolls Elementary School - #776

2021–2022 Bullying Incidents ⁶		2021–2022 Drills Conducted							
Number Reported	Number Confirmed	Fire	Evacuation	Reverse Evacuation	Shelter in Place	Drop, Cover, and Hold	Severe Weather	Active Assailant	Lockdown
0	0	3	1	1	1	1	1	1	1

2021–2022 Safety Incidents Requiring Alert Status							
Fire	Evacuation	Reverse Evacuation	Shelter in Place	Drop, Cover, and Hold	Severe Weather	Active Assailant	Lockdown
0	0	0	0	0	0	0	0

School Safety Programs	
Be Well 365 Linkages to Learning Visitor Management System	

⁶ The number of reported bullying incidents may differ from the number of bullying incidents reported as a serious incident because an event is identified as a serious incident only if it results in or leads to the death or serious injury of any person on an MCPS site or conducting MCPS business; potential or actual disruption of the planned school day; or, any of the other criteria outlined in MCPS Regulation COB-RA *Reporting a Serious Incident* (see page 459). Additional information can be found in the glossary on page 445.

New Hampshire Estates Elementary School - #791

Cluster Name: Downcounty Consortium

8720 Carroll Avenue Silver Spring, MD 20903

Office Phone: (240) 740-1580

School Hours: 9:00 - 3:25

www.montgomeryschoolsmd.org/schools/nhees/

Fax Number: (301) 431-7644

2021–2022 Number of Out-of-School Suspension Incidents Related to School Safety ^{1 3 5}									
	Arson Fire Explosives	Attack	Dangerous Substances	Disrespect Insubordination Disruption	Fighting	Theft	Threat	Weapons	Other
Total Incidents	0	0	0	0	0	0	0	0	0
Female	0	0	0	0	0	0	0	0	0
Male	0	0	0	0	0	0	0	0	0
Non-binary	--	--	--	--	--	--	--	--	--
Asian	--	--	--	--	--	--	--	--	--
Black or African American	0	0	0	0	0	0	0	0	0
Hispanic/Latino	0	0	0	0	0	0	0	0	0
Two or More Races	--	--	--	--	--	--	--	--	--
White	0	0	0	0	0	0	0	0	0
EML	0	0	0	0	0	0	0	0	0
FARMS	0	0	0	0	0	0	0	0	0
Special Education	0	0	0	0	0	0	0	0	0

Out-of-School Suspension Rate ^{2 3 5}												
	Total Students Enrolled			Percent Students Enrolled			Number Students Suspended			Percent Students Suspended		
	2020	2021	2022	2020	2021	2022	2020	2021	2022	2020	2021	2022
All Students	482	447	430				0	See footnote 4.	0	.0	See footnote 4	.0
Female	225	217	207	46.7	48.5	48.1	0		0	.0		.0
Male	257	230	223	53.3	51.5	51.9	0		0	.0		.0
Non-binary	--	--	--	--	--	--	--		--	--		--
Asian	--	--	--	≤5.0	--	--	0		--	.0		--
Black or African American	77	79	75	16.0	17.7	17.4	0		0	.0		.0
Hispanic/Latino	367	341	324	76.1	76.3	75.3	0		0	.0		.0
Two or More Races	--	--	--	--	--	--	--		--	--		--
White	--	--	--	≤5.0	≤5.0	≤5.0	0		0	.0		.0
EML	333	277	245	69.1	62.0	57.0	0		0	.0		.0
FARMS	429	376	378	89.0	84.1	87.9	0		0	.0		.0
Special Education	51	57	55	10.6	12.8	12.8	0		0	.0		.0

2021–2022 Reported Serious Incidents								
Description	Police Called		Description	Police Called		Description	Police Called	
	No	Yes		No	Yes		No	Yes
Academic Dishonesty	0	0	Drugs	0	0	Robbery, Strong-Armed	0	0
Accident	0	0	Extortion	0	0	Serious Injury	0	0
Alcohol	0	0	Fighting	0	0	Sex Related	0	0
Arrest	0	0	Fire, Not Arson	0	0	Suicide Related	0	0
Arson	0	0	Gang-Related Incident/Crime	0	0	Theft	0	0
Bomb	0	0	Hate Incident	0	0	Threat, Physical or Verbal	0	0
Bomb Threat	1	0	Malfunction, Essential Equip.	0	0	Vandalism	0	0
Bullying	0	0	Medical Assistance	3	0	Weapon	0	0
Bus	0	0	Missing Child	0	0	Weapon, Toy, Facsimile	0	0
Computer Abuse	0	0	Physical Assault/Attack	0	1	Other	0	0
Disruptive Behavior	0	1	Protective Services	0	0			

¹ Duplicated Count of Students

² Unduplicated Count of Students

³ Data suppressed (--) to comply with federal guidance (see Guidelines for Reporting Data on Page iii).

⁴ Due to the COVID-19 pandemic, the 2020–2021 suspension data is not published as the overall number of incidents was too small to be reported.

⁵ EML = Emergent Multilingual Learners, FARMS = Free and Reduced-price Meals System.

New Hampshire Estates Elementary School - #791

2021–2022 Bullying Incidents ⁶		2021–2022 Drills Conducted							
Number Reported	Number Confirmed	Fire	Evacuation	Reverse Evacuation	Shelter in Place	Drop, Cover, and Hold	Severe Weather	Active Assailant	Lockdown
0	0	5	1	1	1	1	1	1	1

2021–2022 Safety Incidents Requiring Alert Status							
Fire	Evacuation	Reverse Evacuation	Shelter in Place	Drop, Cover, and Hold	Severe Weather	Active Assailant	Lockdown
1	0	0	0	0	0	0	0

School Safety Programs	
Be Well 365 Linkages to Learning School Based Health Center Visitor Management System	

⁶ The number of reported bullying incidents may differ from the number of bullying incidents reported as a serious incident because an event is identified as a serious incident only if it results in or leads to the death or serious injury of any person on an MCPS site or conducting MCPS business; potential or actual disruption of the planned school day; or, any of the other criteria outlined in MCPS Regulation COB-RA *Reporting a Serious Incident* (see page 459). Additional information can be found in the glossary on page 445.

Roscoe R. Nix Elementary School - #307

Cluster Name: Northeast Consortium

1100 Corliss Street Silver Spring, MD 20903

Office Phone: (301) 422-5070

School Hours: 9:00 - 3:25

www.montgomeryschoolsmd.org/schools/nixes/

Fax Number: (301) 422-5072

2021–2022 Number of Out-of-School Suspension Incidents Related to School Safety ^{1 3 5}									
	Arson Fire Explosives	Attack	Dangerous Substances	Disrespect Insubordination Disruption	Fighting	Theft	Threat	Weapons	Other
Total Incidents	0	0	0	0	0	0	0	0	0
Female	0	0	0	0	0	0	0	0	0
Male	0	0	0	0	0	0	0	0	0
Non-binary	--	--	--	--	--	--	--	--	--
Asian	0	0	0	0	0	0	0	0	0
Black or African American	0	0	0	0	0	0	0	0	0
Hispanic/Latino	0	0	0	0	0	0	0	0	0
Two or More Races	0	0	0	0	0	0	0	0	0
White	0	0	0	0	0	0	0	0	0
EML	0	0	0	0	0	0	0	0	0
FARMS	0	0	0	0	0	0	0	0	0
Special Education	0	0	0	0	0	0	0	0	0

Out-of-School Suspension Rate ^{2 3 5}												
	Total Students Enrolled			Percent Students Enrolled			Number Students Suspended			Percent Students Suspended		
	2020	2021	2022	2020	2021	2022	2020	2021	2022	2020	2021	2022
All Students	492	499	483				0	See footnote 4.	0	.0	See footnote 4	.0
Female	239	248	242	48.6	49.7	50.1	0		0	.0		.0
Male	253	251	241	51.4	50.3	49.9	0		0	.0		.0
Non-binary	--	--	--	--	--	--	--		--	--		--
Asian	49	34	--	10.0	6.8	≤5.0	0		0	.0		.0
Black or African American	167	191	181	33.9	38.3	37.5	0		0	.0		.0
Hispanic/Latino	246	239	253	50.0	47.9	52.4	0		0	.0		.0
Two or More Races	--	--	--	--	≤5.0	≤5.0	--		0	--		.0
White	--	--	--	≤5.0	≤5.0	≤5.0	0		0	.0		.0
EML	272	253	207	55.3	50.7	42.9	0		0	.0		.0
FARMS	354	309	342	72.0	61.9	70.8	0		0	.0		.0
Special Education	56	56	54	11.4	11.2	11.2	0		0	.0		.0

2021–2022 Reported Serious Incidents								
Description	Police Called		Description	Police Called		Description	Police Called	
	No	Yes		No	Yes		No	Yes
Academic Dishonesty	0	0	Drugs	0	0	Robbery, Strong-Armed	0	0
Accident	0	0	Extortion	0	0	Serious Injury	0	0
Alcohol	0	0	Fighting	0	0	Sex Related	0	1
Arrest	0	0	Fire, Not Arson	0	0	Suicide Related	0	0
Arson	0	0	Gang-Related Incident/Crime	0	0	Theft	0	0
Bomb	0	0	Hate Incident	0	0	Threat, Physical or Verbal	0	0
Bomb Threat	0	0	Malfunction, Essential Equip.	0	0	Vandalism	0	0
Bullying	0	0	Medical Assistance	1	0	Weapon	0	0
Bus	0	0	Missing Child	0	3	Weapon, Toy, Facsimile	0	0
Computer Abuse	0	0	Physical Assault/Attack	0	0	Other	0	0
Disruptive Behavior	0	1	Protective Services	0	0			

¹ Duplicated Count of Students

² Unduplicated Count of Students

³ Data suppressed (--) to comply with federal guidance (see Guidelines for Reporting Data on Page iii).

⁴ Due to the COVID-19 pandemic, the 2020–2021 suspension data is not published as the overall number of incidents was too small to be reported.

⁵ EML = Emergent Multilingual Learners, FARMS = Free and Reduced-price Meals System.

Roscoe R. Nix Elementary School - #307

2021–2022 Bullying Incidents ⁶		2021–2022 Drills Conducted							
Number Reported	Number Confirmed	Fire	Evacuation	Reverse Evacuation	Shelter in Place	Drop, Cover, and Hold	Severe Weather	Active Assailant	Lockdown
0	0	4	1	1	1	1	1	1	1

2021–2022 Safety Incidents Requiring Alert Status							
Fire	Evacuation	Reverse Evacuation	Shelter in Place	Drop, Cover, and Hold	Severe Weather	Active Assailant	Lockdown
0	0	0	0	0	0	0	0

School Safety Programs	
Be Well 365 Visitor Management System	

⁶ The number of reported bullying incidents may differ from the number of bullying incidents reported as a serious incident because an event is identified as a serious incident only if it results in or leads to the death or serious injury of any person on an MCPS site or conducting MCPS business; potential or actual disruption of the planned school day; or, any of the other criteria outlined in MCPS Regulation COB-RA *Reporting a Serious Incident* (see page 459). Additional information can be found in the glossary on page 445.

North Chevy Chase Elementary School - #415

Cluster Name: Bethesda-Chevy Chase

3700 Jones Bridge Road Chevy Chase, MD 20815

Office Phone: (240) 204-5280

School Hours: 9:25 - 3:50

www.montgomeryschoolsmd.org/schools/nchevychasees/

Fax Number: (301) 951-6658

2021–2022 Number of Out-of-School Suspension Incidents Related to School Safety ^{1 3 5}									
	Arson Fire Explosives	Attack	Dangerous Substances	Disrespect Insubordination Disruption	Fighting	Theft	Threat	Weapons	Other
Total Incidents	0	0	0	0	0	0	0	0	0
Female	0	0	0	0	0	0	0	0	0
Male	0	0	0	0	0	0	0	0	0
Non-binary	--	--	--	--	--	--	--	--	--
Asian	0	0	0	0	0	0	0	0	0
Black or African American	0	0	0	0	0	0	0	0	0
Hispanic/Latino	0	0	0	0	0	0	0	0	0
Two or More Races	0	0	0	0	0	0	0	0	0
White	0	0	0	0	0	0	0	0	0
EML	0	0	0	0	0	0	0	0	0
FARMS	0	0	0	0	0	0	0	0	0
Special Education	0	0	0	0	0	0	0	0	0

Out-of-School Suspension Rate ^{2 3 5}												
	Total Students Enrolled			Percent Students Enrolled			Number Students Suspended			Percent Students Suspended		
	2020	2021	2022	2020	2021	2022	2020	2021	2022	2020	2021	2022
All Students	264	226	227				0	See footnote 4.	0	.0	See footnote 4	.0
Female	122	109	104	46.2	48.2	45.8	0		0	.0		.0
Male	142	117	123	53.8	51.8	54.2	0		0	.0		.0
Non-binary	--	--	--	--	--	--	--		--	--		--
Asian	20	20	22	7.6	8.8	9.7	0		0	.0		.0
Black or African American	57	45	48	21.6	19.9	21.1	0		0	.0		.0
Hispanic/Latino	32	32	29	12.1	14.2	12.8	0		0	.0		.0
Two or More Races	14	17	19	5.3	7.5	8.4	0		0	.0		.0
White	141	112	109	53.4	49.6	48.0	0		0	.0		.0
EML	23	30	32	8.7	13.3	14.1	0		0	.0		.0
FARMS	63	48	58	23.9	21.2	25.6	0		0	.0		.0
Special Education	25	24	29	9.5	10.6	12.8	0		0	.0		.0

2021–2022 Reported Serious Incidents								
Description	Police Called		Description	Police Called		Description	Police Called	
	No	Yes		No	Yes		No	Yes
Academic Dishonesty	0	0	Drugs	0	0	Robbery, Strong-Armed	0	0
Accident	0	1	Extortion	0	0	Serious Injury	0	0
Alcohol	0	0	Fighting	0	0	Sex Related	0	0
Arrest	0	0	Fire, Not Arson	0	0	Suicide Related	0	1
Arson	0	0	Gang-Related Incident/Crime	0	0	Theft	0	0
Bomb	0	0	Hate Incident	0	0	Threat, Physical or Verbal	1	0
Bomb Threat	0	0	Malfunction, Essential Equip.	0	0	Vandalism	0	0
Bullying	0	0	Medical Assistance	1	0	Weapon	0	0
Bus	0	0	Missing Child	0	0	Weapon, Toy, Facsimile	0	0
Computer Abuse	0	0	Physical Assault/Attack	0	0	Other	0	0
Disruptive Behavior	0	0	Protective Services	0	0			

¹ Duplicated Count of Students

² Unduplicated Count of Students

³ Data suppressed (--) to comply with federal guidance (see Guidelines for Reporting Data on Page iii).

⁴ Due to the COVID-19 pandemic, the 2020–2021 suspension data is not published as the overall number of incidents was too small to be reported.

⁵ EML = Emergent Multilingual Learners, FARMS = Free and Reduced-price Meals System.

North Chevy Chase Elementary School - #415

2021–2022 Bullying Incidents ⁶		2021–2022 Drills Conducted							
Number Reported	Number Confirmed	Fire	Evacuation	Reverse Evacuation	Shelter in Place	Drop, Cover, and Hold	Severe Weather	Active Assailant	Lockdown
0	0	5	1	1	1	1	1	1	1

2021–2022 Safety Incidents Requiring Alert Status							
Fire	Evacuation	Reverse Evacuation	Shelter in Place	Drop, Cover, and Hold	Severe Weather	Active Assailant	Lockdown
0	0	0	0	0	0	0	0

School Safety Programs	
Be Well 365 Visitor Management System	

⁶ The number of reported bullying incidents may differ from the number of bullying incidents reported as a serious incident because an event is identified as a serious incident only if it results in or leads to the death or serious injury of any person on an MCPS site or conducting MCPS business; potential or actual disruption of the planned school day; or, any of the other criteria outlined in MCPS Regulation COB-RA *Reporting a Serious Incident* (see page 459). Additional information can be found in the glossary on page 445.

Oak View Elementary School - #766

Cluster Name: Downcounty Consortium

400 East Wayne Avenue Silver Spring, MD 20901

Office Phone: (301) 650-6434

School Hours: 9:00 - 3:25

www.montgomeryschoolsmd.org/schools/oakviews/

Fax Number: (301) 650-6453

2021–2022 Number of Out-of-School Suspension Incidents Related to School Safety ^{1 3 5}									
	Arson Fire Explosives	Attack	Dangerous Substances	Disrespect Insubordination Disruption	Fighting	Theft	Threat	Weapons	Other
Total Incidents	0	0	0	0	0	0	0	0	0
Female	0	0	0	0	0	0	0	0	0
Male	0	0	0	0	0	0	0	0	0
Non-binary	--	--	--	--	--	--	--	--	--
Asian	0	0	0	0	0	0	0	0	0
Black or African American	0	0	0	0	0	0	0	0	0
Hispanic/Latino	0	0	0	0	0	0	0	0	0
Two or More Races	0	0	0	0	0	0	0	0	0
White	0	0	0	0	0	0	0	0	0
EML	0	0	0	0	0	0	0	0	0
FARMS	0	0	0	0	0	0	0	0	0
Special Education	0	0	0	0	0	0	0	0	0

Out-of-School Suspension Rate ^{2 3 5}												
	Total Students Enrolled			Percent Students Enrolled			Number Students Suspended			Percent Students Suspended		
	2020	2021	2022	2020	2021	2022	2020	2021	2022	2020	2021	2022
All Students	428	417	403				1	See footnote 4.	2	.2	See footnote 4	.5
Female	194	196	204	45.3	47.0	50.6	0		1	.0		.5
Male	234	221	199	54.7	53.0	49.4	1		1	.4		.5
Non-binary	--	--	--	--	--	--	--		--	--		--
Asian	--	--	--	≤5.0	≤5.0	≤5.0	0		0	.0		.0
Black or African American	54	50	53	12.6	12.0	13.2	0		0	.0		.0
Hispanic/Latino	282	270	253	65.9	64.7	62.8	1		2	.4		.8
Two or More Races	--	--	--	≤5.0	≤5.0	≤5.0	0		0	.0		.0
White	72	69	66	16.8	16.5	16.4	0		0	.0		.0
EML	185	206	202	43.2	49.4	50.1	1		2	.6		1.0
FARMS	308	262	279	72.0	62.8	69.2	1		2	.3		.7
Special Education	39	28	45	9.1	6.7	11.2	0		2	.0		4.4

2021–2022 Reported Serious Incidents								
Description	Police Called		Description	Police Called		Description	Police Called	
	No	Yes		No	Yes		No	Yes
Academic Dishonesty	0	0	Drugs	0	2	Robbery, Strong-Armed	0	0
Accident	0	1	Extortion	0	0	Serious Injury	1	0
Alcohol	0	0	Fighting	0	0	Sex Related	1	0
Arrest	0	0	Fire, Not Arson	0	0	Suicide Related	7	0
Arson	0	0	Gang-Related Incident/Crime	0	0	Theft	0	0
Bomb	0	0	Hate Incident	0	0	Threat, Physical or Verbal	0	0
Bomb Threat	0	0	Malfunction, Essential Equip.	0	0	Vandalism	0	0
Bullying	0	0	Medical Assistance	3	0	Weapon	0	0
Bus	0	0	Missing Child	0	0	Weapon, Toy, Facsimile	0	0
Computer Abuse	0	0	Physical Assault/Attack	1	0	Other	0	0
Disruptive Behavior	0	4	Protective Services	0	0			

¹ Duplicated Count of Students

² Unduplicated Count of Students

³ Data suppressed (--) to comply with federal guidance (see Guidelines for Reporting Data on Page iii).

⁴ Due to the COVID-19 pandemic, the 2020–2021 suspension data is not published as the overall number of incidents was too small to be reported.

⁵ EML = Emergent Multilingual Learners, FARMS = Free and Reduced-price Meals System.

Oak View Elementary School - #766

2021–2022 Bullying Incidents ⁶		2021–2022 Drills Conducted							
Number Reported	Number Confirmed	Fire	Evacuation	Reverse Evacuation	Shelter in Place	Drop, Cover, and Hold	Severe Weather	Active Assailant	Lockdown
1	1	5	1	1	1	1	1	1	0

2021–2022 Safety Incidents Requiring Alert Status							
Fire	Evacuation	Reverse Evacuation	Shelter in Place	Drop, Cover, and Hold	Severe Weather	Active Assailant	Lockdown
0	0	0	0	0	0	0	0

School Safety Programs	
Be Well 365 Linkages to Learning Visitor Management System	

⁶ The number of reported bullying incidents may differ from the number of bullying incidents reported as a serious incident because an event is identified as a serious incident only if it results in or leads to the death or serious injury of any person on an MCPS site or conducting MCPS business; potential or actual disruption of the planned school day; or, any of the other criteria outlined in MCPS Regulation COB-RA *Reporting a Serious Incident* (see page 459). Additional information can be found in the glossary on page 445.

Oakland Terrace Elementary School - #769

Cluster Name: Downcounty Consortium

2720 Plyers Mill Road Silver Spring, MD 20902

Office Phone: (240) 740-4880

School Hours: 9:00 - 3:25

www.montgomeryschoolsmd.org/schools/oaklandes/

Fax Number: (301) 929-6910

2021–2022 Number of Out-of-School Suspension Incidents Related to School Safety ^{1 3 5}									
	Arson Fire Explosives	Attack	Dangerous Substances	Disrespect Insubordination Disruption	Fighting	Theft	Threat	Weapons	Other
Total Incidents	0	0	0	0	0	0	0	0	0
Female	0	0	0	0	0	0	0	0	0
Male	0	0	0	0	0	0	0	0	0
Non-binary	--	--	--	--	--	--	--	--	--
Asian	0	0	0	0	0	0	0	0	0
Black or African American	0	0	0	0	0	0	0	0	0
Hispanic/Latino	0	0	0	0	0	0	0	0	0
Two or More Races	0	0	0	0	0	0	0	0	0
White	0	0	0	0	0	0	0	0	0
EML	0	0	0	0	0	0	0	0	0
FARMS	0	0	0	0	0	0	0	0	0
Special Education	0	0	0	0	0	0	0	0	0

Out-of-School Suspension Rate ^{2 3 5}												
	Total Students Enrolled			Percent Students Enrolled			Number Students Suspended			Percent Students Suspended		
	2020	2021	2022	2020	2021	2022	2020	2021	2022	2020	2021	2022
All Students	545	523	518				0	See footnote 4.	0	.0	See footnote 4	.0
Female	263	262	244	48.3	50.1	47.1	0		0	.0		.0
Male	282	261	274	51.7	49.9	52.9	0		0	.0		.0
Non-binary	--	--	--	--	--	--	--		--	--		--
Asian	--	--	28	≤5.0	≤5.0	5.4	0		0	.0		.0
Black or African American	95	84	87	17.4	16.1	16.8	0		0	.0		.0
Hispanic/Latino	190	193	190	34.9	36.9	36.7	0		0	.0		.0
Two or More Races	48	39	43	8.8	7.5	8.3	0		0	.0		.0
White	184	181	169	33.8	34.6	32.6	0		0	.0		.0
EML	95	99	78	17.4	18.9	15.1	0		0	.0		.0
FARMS	186	117	148	34.1	22.4	28.6	0		0	.0		.0
Special Education	121	103	110	22.2	19.7	21.2	0		0	.0		.0

2021–2022 Reported Serious Incidents								
Description	Police Called		Description	Police Called		Description	Police Called	
	No	Yes		No	Yes		No	Yes
Academic Dishonesty	0	0	Drugs	0	0	Robbery, Strong-Armed	0	0
Accident	1	0	Extortion	0	0	Serious Injury	0	0
Alcohol	0	0	Fighting	0	0	Sex Related	0	1
Arrest	0	0	Fire, Not Arson	0	0	Suicide Related	0	0
Arson	0	0	Gang-Related Incident/Crime	0	0	Theft	0	0
Bomb	0	0	Hate Incident	0	0	Threat, Physical or Verbal	0	1
Bomb Threat	1	0	Malfunction, Essential Equip.	2	0	Vandalism	0	0
Bullying	0	0	Medical Assistance	0	0	Weapon	0	0
Bus	0	0	Missing Child	0	2	Weapon, Toy, Facsimile	0	0
Computer Abuse	0	0	Physical Assault/Attack	0	0	Other	0	0
Disruptive Behavior	1	1	Protective Services	0	0			

¹ Duplicated Count of Students

² Unduplicated Count of Students

³ Data suppressed (--) to comply with federal guidance (see Guidelines for Reporting Data on Page iii).

⁴ Due to the COVID-19 pandemic, the 2020–2021 suspension data is not published as the overall number of incidents was too small to be reported.

⁵ EML = Emergent Multilingual Learners, FARMS = Free and Reduced-price Meals System.

Oakland Terrace Elementary School - #769

2021–2022 Bullying Incidents ⁶		2021–2022 Drills Conducted							
Number Reported	Number Confirmed	Fire	Evacuation	Reverse Evacuation	Shelter in Place	Drop, Cover, and Hold	Severe Weather	Active Assailant	Lockdown
0	0	5	1	1	1	1	1	0	1

2021–2022 Safety Incidents Requiring Alert Status							
Fire	Evacuation	Reverse Evacuation	Shelter in Place	Drop, Cover, and Hold	Severe Weather	Active Assailant	Lockdown
3	0	0	0	0	0	0	0

School Safety Programs	
Be Well 365 Visitor Management System	

⁶ The number of reported bullying incidents may differ from the number of bullying incidents reported as a serious incident because an event is identified as a serious incident only if it results in or leads to the death or serious injury of any person on an MCPS site or conducting MCPS business; potential or actual disruption of the planned school day; or, any of the other criteria outlined in MCPS Regulation COB-RA *Reporting a Serious Incident* (see page 459). Additional information can be found in the glossary on page 445.

Olney Elementary School - #502

Cluster Name: Sherwood
School Hours: 9:00 - 3:25

3401 Queen Mary Drive Olney, MD 20832
www.montgomeryschoolsmd.org/schools/olneyes/

Office Phone: (301) 924-3126
Fax Number: (301) 774-8014

2021–2022 Number of Out-of-School Suspension Incidents Related to School Safety ^{1 3 5}									
	Arson Fire Explosives	Attack	Dangerous Substances	Disrespect Insubordination Disruption	Fighting	Theft	Threat	Weapons	Other
Total Incidents	0	0	0	0	0	0	0	0	0
Female	0	0	0	0	0	0	0	0	0
Male	0	0	0	0	0	0	0	0	0
Non-binary	--	--	--	--	--	--	--	--	--
Asian	0	0	0	0	0	0	0	0	0
Black or African American	0	0	0	0	0	0	0	0	0
Hispanic/Latino	0	0	0	0	0	0	0	0	0
Two or More Races	0	0	0	0	0	0	0	0	0
White	0	0	0	0	0	0	0	0	0
EML	0	0	0	0	0	0	0	0	0
FARMS	0	0	0	0	0	0	0	0	0
Special Education	0	0	0	0	0	0	0	0	0

Out-of-School Suspension Rate ^{2 3 5}												
	Total Students Enrolled			Percent Students Enrolled			Number Students Suspended			Percent Students Suspended		
	2020	2021	2022	2020	2021	2022	2020	2021	2022	2020	2021	2022
All Students	691	628	617				0	See footnote 4.	0	.0	See footnote 4	.0
Female	340	299	280	49.2	47.6	45.4	0		0	.0		.0
Male	351	329	337	50.8	52.4	54.6	0		0	.0		.0
Non-binary	--	--	--	--	--	--	--		--	--		--
Asian	89	90	84	12.9	14.3	13.6	0		0	.0		.0
Black or African American	112	90	78	16.2	14.3	12.6	0		0	.0		.0
Hispanic/Latino	96	99	106	13.9	15.8	17.2	0		0	.0		.0
Two or More Races	49	40	35	7.1	6.4	5.7	0		0	.0		.0
White	343	307	311	49.6	48.9	50.4	0		0	.0		.0
EML	77	95	80	11.1	15.1	13.0	0		0	.0		.0
FARMS	123	95	106	17.8	15.1	17.2	0		0	.0		.0
Special Education	85	82	80	12.3	13.1	13.0	0		0	.0		.0

2021–2022 Reported Serious Incidents								
Description	Police Called		Description	Police Called		Description	Police Called	
	No	Yes		No	Yes		No	Yes
Academic Dishonesty	0	0	Drugs	0	0	Robbery, Strong-Armed	0	0
Accident	0	0	Extortion	0	0	Serious Injury	0	0
Alcohol	0	0	Fighting	0	0	Sex Related	0	1
Arrest	0	0	Fire, Not Arson	0	0	Suicide Related	0	0
Arson	0	0	Gang-Related Incident/Crime	0	0	Theft	0	0
Bomb	0	0	Hate Incident	2	0	Threat, Physical or Verbal	0	1
Bomb Threat	0	0	Malfunction, Essential Equip.	0	0	Vandalism	0	0
Bullying	0	0	Medical Assistance	2	0	Weapon	0	0
Bus	0	0	Missing Child	0	1	Weapon, Toy, Facsimile	0	0
Computer Abuse	0	0	Physical Assault/Attack	0	0	Other	0	0
Disruptive Behavior	0	0	Protective Services	0	0			

¹ Duplicated Count of Students

² Unduplicated Count of Students

³ Data suppressed (--) to comply with federal guidance (see Guidelines for Reporting Data on Page iii).

⁴ Due to the COVID-19 pandemic, the 2020–2021 suspension data is not published as the overall number of incidents was too small to be reported.

⁵ EML = Emergent Multilingual Learners, FARMS = Free and Reduced-price Meals System.

Olney Elementary School - #502

2021–2022 Bullying Incidents ⁶		2021–2022 Drills Conducted							
Number Reported	Number Confirmed	Fire	Evacuation	Reverse Evacuation	Shelter in Place	Drop, Cover, and Hold	Severe Weather	Active Assailant	Lockdown
4	2	5	1	1	1	1	1	0	1

2021–2022 Safety Incidents Requiring Alert Status							
Fire	Evacuation	Reverse Evacuation	Shelter in Place	Drop, Cover, and Hold	Severe Weather	Active Assailant	Lockdown
0	0	0	0	0	0	0	0

School Safety Programs	
Be Well 365 Visitor Management System	

⁶ The number of reported bullying incidents may differ from the number of bullying incidents reported as a serious incident because an event is identified as a serious incident only if it results in or leads to the death or serious injury of any person on an MCPS site or conducting MCPS business; potential or actual disruption of the planned school day; or, any of the other criteria outlined in MCPS Regulation COB-RA *Reporting a Serious Incident* (see page 459). Additional information can be found in the glossary on page 445.

William Tyler Page Elementary School - #312

Cluster Name: Northeast Consortium

13400 Tamarack Road Silver Spring, MD 20904

Office Phone: (301) 989-5672

School Hours: 9:00 - 3:25

www.montgomeryschoolsmd.org/schools/pages/

Fax Number: (301) 879-1036

2021–2022 Number of Out-of-School Suspension Incidents Related to School Safety ^{1 3 5}									
	Arson Fire Explosives	Attack	Dangerous Substances	Disrespect Insubordination Disruption	Fighting	Theft	Threat	Weapons	Other
Total Incidents	0	0	0	0	0	0	0	0	0
Female	0	0	0	0	0	0	0	0	0
Male	0	0	0	0	0	0	0	0	0
Non-binary	--	--	--	--	--	--	--	--	--
Asian	0	0	0	0	0	0	0	0	0
Black or African American	0	0	0	0	0	0	0	0	0
Hispanic/Latino	0	0	0	0	0	0	0	0	0
Two or More Races	0	0	0	0	0	0	0	0	0
White	0	0	0	0	0	0	0	0	0
EML	0	0	0	0	0	0	0	0	0
FARMS	0	0	0	0	0	0	0	0	0
Special Education	0	0	0	0	0	0	0	0	0

Out-of-School Suspension Rate ^{2 3 5}												
	Total Students Enrolled			Percent Students Enrolled			Number Students Suspended			Percent Students Suspended		
	2020	2021	2022	2020	2021	2022	2020	2021	2022	2020	2021	2022
All Students	616	630	647				2	See footnote 4.	0	.3	See footnote 4	.0
Female	315	323	337	51.1	51.3	52.1	0		0	.0		.0
Male	301	306	309	48.9	48.6	47.8	2		0	.7		.0
Non-binary	--	--	--	--	--	--	--		--	--		--
Asian	71	65	67	11.5	10.3	10.4	0		0	.0		.0
Black or African American	281	285	276	45.6	45.2	42.7	2		0	.8		.0
Hispanic/Latino	162	163	186	26.3	25.9	28.7	0		0	.0		.0
Two or More Races	--	36	--	≤5.0	5.7	≤5.0	0		0	.0		.0
White	73	79	83	11.9	12.5	12.8	0		0	.0		.0
EML	109	101	73	17.7	16.0	11.3	0		0	.0		.0
FARMS	277	241	249	45.0	38.3	38.5	1		0	.4		.0
Special Education	61	52	54	9.9	8.3	8.3	0		0	.0		.0

2021–2022 Reported Serious Incidents								
Description	Police Called		Description	Police Called		Description	Police Called	
	No	Yes		No	Yes		No	Yes
Academic Dishonesty	0	0	Drugs	0	0	Robbery, Strong-Armed	0	0
Accident	1	1	Extortion	0	0	Serious Injury	0	0
Alcohol	0	0	Fighting	0	0	Sex Related	0	0
Arrest	0	0	Fire, Not Arson	0	0	Suicide Related	0	0
Arson	0	0	Gang-Related Incident/Crime	0	0	Theft	0	0
Bomb	0	0	Hate Incident	0	0	Threat, Physical or Verbal	0	0
Bomb Threat	0	0	Malfunction, Essential Equip.	0	1	Vandalism	0	0
Bullying	0	0	Medical Assistance	4	0	Weapon	0	0
Bus	0	0	Missing Child	0	0	Weapon, Toy, Facsimile	0	0
Computer Abuse	0	0	Physical Assault/Attack	0	0	Other	0	0
Disruptive Behavior	0	0	Protective Services	0	0			

¹ Duplicated Count of Students

² Unduplicated Count of Students

³ Data suppressed (--) to comply with federal guidance (see Guidelines for Reporting Data on Page iii).

⁴ Due to the COVID-19 pandemic, the 2020–2021 suspension data is not published as the overall number of incidents was too small to be reported.

⁵ EML = Emergent Multilingual Learners, FARMS = Free and Reduced-price Meals System.

William Tyler Page Elementary School - #312

2021–2022 Bullying Incidents ⁶		2021–2022 Drills Conducted							
Number Reported	Number Confirmed	Fire	Evacuation	Reverse Evacuation	Shelter in Place	Drop, Cover, and Hold	Severe Weather	Active Assailant	Lockdown
0	0	5	1	1	1	1	1	1	1

2021–2022 Safety Incidents Requiring Alert Status							
Fire	Evacuation	Reverse Evacuation	Shelter in Place	Drop, Cover, and Hold	Severe Weather	Active Assailant	Lockdown
0	0	0	0	0	0	0	0

School Safety Programs	
Be Well 365 Visitor Management System	

⁶ The number of reported bullying incidents may differ from the number of bullying incidents reported as a serious incident because an event is identified as a serious incident only if it results in or leads to the death or serious injury of any person on an MCPS site or conducting MCPS business; potential or actual disruption of the planned school day; or, any of the other criteria outlined in MCPS Regulation COB-RA *Reporting a Serious Incident* (see page 459). Additional information can be found in the glossary on page 445.

Pine Crest Elementary School - #761

Cluster Name: Downcounty Consortium

201 Woodmoor Drive Silver Spring, MD 20901

Office Phone: (240) 740-1970

School Hours: 9:25 - 3:50

www.montgomeryschoolsmd.org/schools/pinecrestes/

Fax Number: (301) 649-8194

2021–2022 Number of Out-of-School Suspension Incidents Related to School Safety ^{1 3 5}									
	Arson Fire Explosives	Attack	Dangerous Substances	Disrespect Insubordination Disruption	Fighting	Theft	Threat	Weapons	Other
Total Incidents	0	0	0	0	0	0	0	0	0
Female	0	0	0	0	0	0	0	0	0
Male	0	0	0	0	0	0	0	0	0
Non-binary	--	--	--	--	--	--	--	--	--
Asian	0	0	0	0	0	0	0	0	0
Black or African American	0	0	0	0	0	0	0	0	0
Hispanic/Latino	0	0	0	0	0	0	0	0	0
Two or More Races	0	0	0	0	0	0	0	0	0
White	0	0	0	0	0	0	0	0	0
EML	0	0	0	0	0	0	0	0	0
FARMS	0	0	0	0	0	0	0	0	0
Special Education	0	0	0	0	0	0	0	0	0

Out-of-School Suspension Rate ^{2 3 5}												
	Total Students Enrolled			Percent Students Enrolled			Number Students Suspended			Percent Students Suspended		
	2020	2021	2022	2020	2021	2022	2020	2021	2022	2020	2021	2022
All Students	417	439	469				2	See footnote 4.	0	.5	See footnote 4	.0
Female	194	212	236	46.5	48.3	50.3	2		0	1.0		.0
Male	223	226	233	53.5	51.5	49.7	0		0	.0		.0
Non-binary	--	--	--	--	--	--	--		--	--		--
Asian	--	32	31	≤5.0	7.3	6.6	0		0	.0		.0
Black or African American	105	106	106	25.2	24.1	22.6	2		0	1.9		.0
Hispanic/Latino	171	164	190	41.0	37.4	40.5	0		0	.0		.0
Two or More Races	24	27	25	5.8	6.2	5.3	0		0	.0		.0
White	98	110	117	23.5	25.1	24.9	0		0	.0		.0
EML	120	147	139	28.8	33.5	29.6	0		0	.0		.0
FARMS	211	178	231	50.6	40.5	49.3	2		0	1.0		.0
Special Education	55	55	61	13.2	12.5	13.0	0		0	.0		.0

2021–2022 Reported Serious Incidents								
Description	Police Called		Description	Police Called		Description	Police Called	
	No	Yes		No	Yes		No	Yes
Academic Dishonesty	0	0	Drugs	0	0	Robbery, Strong-Armed	0	0
Accident	1	0	Extortion	0	0	Serious Injury	0	0
Alcohol	0	0	Fighting	0	0	Sex Related	0	0
Arrest	0	0	Fire, Not Arson	0	0	Suicide Related	0	0
Arson	0	0	Gang-Related Incident/Crime	0	0	Theft	0	0
Bomb	0	0	Hate Incident	0	0	Threat, Physical or Verbal	0	0
Bomb Threat	0	0	Malfunction, Essential Equip.	0	0	Vandalism	0	0
Bullying	0	0	Medical Assistance	1	0	Weapon	0	0
Bus	0	0	Missing Child	0	0	Weapon, Toy, Facsimile	0	0
Computer Abuse	0	0	Physical Assault/Attack	0	0	Other	0	0
Disruptive Behavior	0	0	Protective Services	0	0			

¹ Duplicated Count of Students

² Unduplicated Count of Students

³ Data suppressed (--) to comply with federal guidance (see Guidelines for Reporting Data on Page iii).

⁴ Due to the COVID-19 pandemic, the 2020–2021 suspension data is not published as the overall number of incidents was too small to be reported.

⁵ EML = Emergent Multilingual Learners, FARMS = Free and Reduced-price Meals System.

Pine Crest Elementary School - #761

2021–2022 Bullying Incidents ⁶		2021–2022 Drills Conducted							
Number Reported	Number Confirmed	Fire	Evacuation	Reverse Evacuation	Shelter in Place	Drop, Cover, and Hold	Severe Weather	Active Assailant	Lockdown
0	0	6	1	1	1	1	1	1	1

2021–2022 Safety Incidents Requiring Alert Status							
Fire	Evacuation	Reverse Evacuation	Shelter in Place	Drop, Cover, and Hold	Severe Weather	Active Assailant	Lockdown
0	0	0	2	0	0	0	0

School Safety Programs
Be Well 365 Linkages to Learning Visitor Management System

⁶ The number of reported bullying incidents may differ from the number of bullying incidents reported as a serious incident because an event is identified as a serious incident only if it results in or leads to the death or serious injury of any person on an MCPS site or conducting MCPS business; potential or actual disruption of the planned school day; or, any of the other criteria outlined in MCPS Regulation COB-RA *Reporting a Serious Incident* (see page 459). Additional information can be found in the glossary on page 445.

Piney Branch Elementary School - #749

Cluster Name: Downcounty Consortium

7510 Maple Avenue Takoma Park, MD 20912

Office Phone: (301) 891-8000

School Hours: 9:25 - 3:50

www.montgomeryschoolsmd.org/schools/pineybranches/

Fax Number: (301) 891-8011

2021–2022 Number of Out-of-School Suspension Incidents Related to School Safety ^{1 3 5}									
	Arson Fire Explosives	Attack	Dangerous Substances	Disrespect Insubordination Disruption	Fighting	Theft	Threat	Weapons	Other
Total Incidents	0	0	0	0	0	0	0	0	0
Female	0	0	0	0	0	0	0	0	0
Male	0	0	0	0	0	0	0	0	0
Non-binary	--	--	--	--	--	--	--	--	--
Asian	0	0	0	0	0	0	0	0	0
Black or African American	0	0	0	0	0	0	0	0	0
Hispanic/Latino	0	0	0	0	0	0	0	0	0
Two or More Races	0	0	0	0	0	0	0	0	0
White	0	0	0	0	0	0	0	0	0
EML	0	0	0	0	0	0	0	0	0
FARMS	0	0	0	0	0	0	0	0	0
Special Education	0	0	0	0	0	0	0	0	0

Out-of-School Suspension Rate ^{2 3 5}												
	Total Students Enrolled			Percent Students Enrolled			Number Students Suspended			Percent Students Suspended		
	2020	2021	2022	2020	2021	2022	2020	2021	2022	2020	2021	2022
All Students	663	620	618				2	See footnote 4.	0	.3	See footnote 4	.0
Female	322	294	291	48.6	47.4	47.1	1		0	.3		.0
Male	341	326	326	51.4	52.6	52.8	1		0	.3		.0
Non-binary	--	--	--	--	--	--	--		--	--		--
Asian	--	--	--	≤5.0	≤5.0	≤5.0	0		0	.0		.0
Black or African American	214	195	192	32.3	31.5	31.1	1		0	.5		.0
Hispanic/Latino	110	115	116	16.6	18.5	18.8	0		0	.0		.0
Two or More Races	46	44	44	6.9	7.1	7.1	0		0	.0		.0
White	270	241	241	40.7	38.9	39.0	1		0	.4		.0
EML	114	144	137	17.2	23.2	22.2	0		0	.0		.0
FARMS	201	161	209	30.3	26.0	33.8	1		0	.5		.0
Special Education	81	83	84	12.2	13.4	13.6	2		0	2.8		.0

2021–2022 Reported Serious Incidents								
Description	Police Called		Description	Police Called		Description	Police Called	
	No	Yes		No	Yes		No	Yes
Academic Dishonesty	0	0	Drugs	0	0	Robbery, Strong-Armed	0	0
Accident	0	0	Extortion	0	0	Serious Injury	0	0
Alcohol	0	0	Fighting	0	0	Sex Related	4	0
Arrest	0	0	Fire, Not Arson	0	0	Suicide Related	0	0
Arson	0	0	Gang-Related Incident/Crime	0	0	Theft	0	0
Bomb	0	0	Hate Incident	0	0	Threat, Physical or Verbal	0	2
Bomb Threat	2	0	Malfunction, Essential Equip.	1	0	Vandalism	0	1
Bullying	0	0	Medical Assistance	2	0	Weapon	0	0
Bus	0	0	Missing Child	0	1	Weapon, Toy, Facsimile	0	0
Computer Abuse	0	0	Physical Assault/Attack	0	0	Other	0	2
Disruptive Behavior	1	0	Protective Services	0	0			

¹ Duplicated Count of Students

² Unduplicated Count of Students

³ Data suppressed (--) to comply with federal guidance (see Guidelines for Reporting Data on Page iii).

⁴ Due to the COVID-19 pandemic, the 2020–2021 suspension data is not published as the overall number of incidents was too small to be reported.

⁵ EML = Emergent Multilingual Learners, FARMS = Free and Reduced-price Meals System.

Piney Branch Elementary School - #749

2021–2022 Bullying Incidents ⁶		2021–2022 Drills Conducted							
Number Reported	Number Confirmed	Fire	Evacuation	Reverse Evacuation	Shelter in Place	Drop, Cover, and Hold	Severe Weather	Active Assailant	Lockdown
0	0	5	1	1	1	0	1	0	1

2021–2022 Safety Incidents Requiring Alert Status							
Fire	Evacuation	Reverse Evacuation	Shelter in Place	Drop, Cover, and Hold	Severe Weather	Active Assailant	Lockdown
3	0	0	0	0	0	0	0

School Safety Programs	
Be Well 365 Restorative Justice Visitor Management System	

⁶ The number of reported bullying incidents may differ from the number of bullying incidents reported as a serious incident because an event is identified as a serious incident only if it results in or leads to the death or serious injury of any person on an MCPS site or conducting MCPS business; potential or actual disruption of the planned school day; or, any of the other criteria outlined in MCPS Regulation COB-RA *Reporting a Serious Incident* (see page 459). Additional information can be found in the glossary on page 445.

Poolesville Elementary School - #153

Cluster Name: Poolesville
School Hours: 9:00 - 3:25

19565 Fisher Avenue Poolesville, MD 20837
www.montgomeryschoolsmd.org/schools/poolesvillees/

Office Phone: (240) 740-5870
Fax Number: (301) 972-7963

2021–2022 Number of Out-of-School Suspension Incidents Related to School Safety ^{1 3 5}									
	Arson Fire Explosives	Attack	Dangerous Substances	Disrespect Insubordination Disruption	Fighting	Theft	Threat	Weapons	Other
Total Incidents	0	0	0	0	0	0	0	0	0
Female	0	0	0	0	0	0	0	0	0
Male	0	0	0	0	0	0	0	0	0
Non-binary	--	--	--	--	--	--	--	--	--
Asian	0	0	0	0	0	0	0	0	0
Black or African American	0	0	0	0	0	0	0	0	0
Hispanic/Latino	0	0	0	0	0	0	0	0	0
Two or More Races	0	0	0	0	0	0	0	0	0
White	0	0	0	0	0	0	0	0	0
EML	0	0	0	0	0	0	0	0	0
FARMS	0	0	0	0	0	0	0	0	0
Special Education	0	0	0	0	0	0	0	0	0

Out-of-School Suspension Rate ^{2 3 5}												
	Total Students Enrolled			Percent Students Enrolled			Number Students Suspended			Percent Students Suspended		
	2020	2021	2022	2020	2021	2022	2020	2021	2022	2020	2021	2022
All Students	504	497	554				0	See footnote 4.	0	.0	See footnote 4	.0
Female	255	243	274	50.6	48.9	49.5	0		0	.0		.0
Male	249	254	280	49.4	51.1	50.5	0		0	.0		.0
Non-binary	--	--	--	--	--	--	--		--	--		--
Asian	39	50	51	7.7	10.1	9.2	0		0	.0		.0
Black or African American	31	40	47	6.2	8.0	8.5	0		0	.0		.0
Hispanic/Latino	67	70	80	13.3	14.1	14.4	0		0	.0		.0
Two or More Races	49	41	43	9.7	8.2	7.8	0		0	.0		.0
White	317	295	333	62.9	59.4	60.1	0		0	.0		.0
EML	33	46	30	6.5	9.3	5.4	0		0	.0		.0
FARMS	71	55	85	14.1	11.1	15.3	0		0	.0		.0
Special Education	42	49	67	8.3	9.9	12.1	0		0	.0		.0

2021–2022 Reported Serious Incidents								
Description	Police Called		Description	Police Called		Description	Police Called	
	No	Yes		No	Yes		No	Yes
Academic Dishonesty	0	0	Drugs	0	0	Robbery, Strong-Armed	0	0
Accident	0	1	Extortion	0	0	Serious Injury	0	0
Alcohol	0	0	Fighting	0	0	Sex Related	0	0
Arrest	0	0	Fire, Not Arson	0	0	Suicide Related	0	0
Arson	0	0	Gang-Related Incident/Crime	0	0	Theft	0	0
Bomb	0	0	Hate Incident	0	0	Threat, Physical or Verbal	0	0
Bomb Threat	0	0	Malfunction, Essential Equip.	2	0	Vandalism	0	1
Bullying	0	0	Medical Assistance	2	0	Weapon	0	0
Bus	0	0	Missing Child	0	0	Weapon, Toy, Facsimile	0	0
Computer Abuse	0	0	Physical Assault/Attack	0	1	Other	0	0
Disruptive Behavior	0	0	Protective Services	0	0			

¹ Duplicated Count of Students

² Unduplicated Count of Students

³ Data suppressed (--) to comply with federal guidance (see Guidelines for Reporting Data on Page iii).

⁴ Due to the COVID-19 pandemic, the 2020–2021 suspension data is not published as the overall number of incidents was too small to be reported.

⁵ EML = Emergent Multilingual Learners, FARMS = Free and Reduced-price Meals System.

Poolesville Elementary School - #153

2021–2022 Bullying Incidents ⁶		2021–2022 Drills Conducted							
Number Reported	Number Confirmed	Fire	Evacuation	Reverse Evacuation	Shelter in Place	Drop, Cover, and Hold	Severe Weather	Active Assailant	Lockdown
0	0	8	1	1	1	1	1	1	1

2021–2022 Safety Incidents Requiring Alert Status							
Fire	Evacuation	Reverse Evacuation	Shelter in Place	Drop, Cover, and Hold	Severe Weather	Active Assailant	Lockdown
1	0	0	1	0	0	0	0

School Safety Programs	
Be Well 365 Visitor Management System	

⁶ The number of reported bullying incidents may differ from the number of bullying incidents reported as a serious incident because an event is identified as a serious incident only if it results in or leads to the death or serious injury of any person on an MCPS site or conducting MCPS business; potential or actual disruption of the planned school day; or, any of the other criteria outlined in MCPS Regulation COB-RA *Reporting a Serious Incident* (see page 459). Additional information can be found in the glossary on page 445.

Potomac Elementary School - #601

Cluster Name: Winston Churchill

7000 Radnor Road Bethesda, MD 20817

Office Phone: (240) 740-4360

School Hours: 9:00 - 3:25

www.montgomeryschoolsmd.org/schools/potomaces/

Fax Number: (301) 765-8955

2021–2022 Number of Out-of-School Suspension Incidents Related to School Safety ^{1 3 5}									
	Arson Fire Explosives	Attack	Dangerous Substances	Disrespect Insubordination Disruption	Fighting	Theft	Threat	Weapons	Other
Total Incidents	0	0	0	0	0	0	0	0	0
Female	0	0	0	0	0	0	0	0	0
Male	0	0	0	0	0	0	0	0	0
Non-binary	--	--	--	--	--	--	--	--	--
Asian	0	0	0	0	0	0	0	0	0
Black or African American	0	0	0	0	0	0	0	0	0
Hispanic/Latino	0	0	0	0	0	0	0	0	0
Two or More Races	0	0	0	0	0	0	0	0	0
White	0	0	0	0	0	0	0	0	0
EML	0	0	0	0	0	0	0	0	0
FARMS	0	0	0	0	0	0	0	0	0
Special Education	0	0	0	0	0	0	0	0	0

Out-of-School Suspension Rate ^{2 3 5}												
	Total Students Enrolled			Percent Students Enrolled			Number Students Suspended			Percent Students Suspended		
	2020	2021	2022	2020	2021	2022	2020	2021	2022	2020	2021	2022
All Students	384	398	430				0	See footnote 4.	0	.0	See footnote 4	.0
Female	189	188	210	49.2	47.2	48.8	0		0	.0		.0
Male	195	210	220	50.8	52.8	51.2	0		0	.0		.0
Non-binary	--	--	--	--	--	--	--		--	--		--
Asian	125	118	133	32.6	29.6	30.9	0		0	.0		.0
Black or African American	36	40	40	9.4	10.1	9.3	0		0	.0		.0
Hispanic/Latino	33	38	39	8.6	9.5	9.1	0		0	.0		.0
Two or More Races	32	45	50	8.3	11.3	11.6	0		0	.0		.0
White	157	156	168	40.9	39.2	39.1	0		0	.0		.0
EML	23	42	31	6.0	10.6	7.2	0		0	.0		.0
FARMS	--	--	--	≤5.0	≤5.0	≤5.0	0		0	.0		.0
Special Education	20	--	28	5.2	≤5.0	6.5	0		0	.0		.0

2021–2022 Reported Serious Incidents								
Description	Police Called		Description	Police Called		Description	Police Called	
	No	Yes		No	Yes		No	Yes
Academic Dishonesty	0	0	Drugs	0	0	Robbery, Strong-Armed	0	0
Accident	0	0	Extortion	0	0	Serious Injury	0	0
Alcohol	0	0	Fighting	0	0	Sex Related	0	0
Arrest	0	0	Fire, Not Arson	0	0	Suicide Related	0	0
Arson	0	0	Gang-Related Incident/Crime	0	0	Theft	0	0
Bomb	0	0	Hate Incident	0	0	Threat, Physical or Verbal	0	0
Bomb Threat	0	0	Malfunction, Essential Equip.	0	0	Vandalism	0	0
Bullying	0	0	Medical Assistance	0	0	Weapon	0	0
Bus	0	0	Missing Child	0	0	Weapon, Toy, Facsimile	0	0
Computer Abuse	0	0	Physical Assault/Attack	0	0	Other	0	0
Disruptive Behavior	0	0	Protective Services	0	0			

¹ Duplicated Count of Students

² Unduplicated Count of Students

³ Data suppressed (--) to comply with federal guidance (see Guidelines for Reporting Data on Page iii).

⁴ Due to the COVID-19 pandemic, the 2020–2021 suspension data is not published as the overall number of incidents was too small to be reported.

⁵ EML = Emergent Multilingual Learners, FARMS = Free and Reduced-price Meals System.

Potomac Elementary School - #601

2021–2022 Bullying Incidents ⁶		2021–2022 Drills Conducted							
Number Reported	Number Confirmed	Fire	Evacuation	Reverse Evacuation	Shelter in Place	Drop, Cover, and Hold	Severe Weather	Active Assailant	Lockdown
0	0	5	1	1	1	1	1	1	1

2021–2022 Safety Incidents Requiring Alert Status							
Fire	Evacuation	Reverse Evacuation	Shelter in Place	Drop, Cover, and Hold	Severe Weather	Active Assailant	Lockdown
0	0	0	0	0	0	0	0

School Safety Programs	
Be Well 365 Visitor Management System	

⁶ The number of reported bullying incidents may differ from the number of bullying incidents reported as a serious incident because an event is identified as a serious incident only if it results in or leads to the death or serious injury of any person on an MCPS site or conducting MCPS business; potential or actual disruption of the planned school day; or, any of the other criteria outlined in MCPS Regulation COB-RA *Reporting a Serious Incident* (see page 459). Additional information can be found in the glossary on page 445.

Judith A. Resnik Elementary School - #514

Cluster Name: Col. Zadok Magruder

7301 Hadley Farms Drive Gaithersburg, MD 20879

Office Phone: (240) 740-3240

School Hours: 9:00 - 3:25

www.montgomeryschoolsmd.org/schools/resnikes/

Fax Number: (301) 840-7135

2021–2022 Number of Out-of-School Suspension Incidents Related to School Safety ^{1 3 5}									
	Arson Fire Explosives	Attack	Dangerous Substances	Disrespect Insubordination Disruption	Fighting	Theft	Threat	Weapons	Other
Total Incidents	0	0	0	0	0	0	0	1	0
Female	0	0	0	0	0	0	0	0	0
Male	0	0	0	0	0	0	0	1	0
Non-binary	--	--	--	--	--	--	--	--	--
Asian	0	0	0	0	0	0	0	0	0
Black or African American	0	0	0	0	0	0	0	1	0
Hispanic/Latino	0	0	0	0	0	0	0	0	0
Two or More Races	0	0	0	0	0	0	0	0	0
White	0	0	0	0	0	0	0	0	0
EML	0	0	0	0	0	0	0	0	0
FARMS	0	0	0	0	0	0	0	0	0
Special Education	0	0	0	0	0	0	0	0	0

Out-of-School Suspension Rate ^{2 3 5}												
	Total Students Enrolled			Percent Students Enrolled			Number Students Suspended			Percent Students Suspended		
	2020	2021	2022	2020	2021	2022	2020	2021	2022	2020	2021	2022
All Students	613	588	592				1	See footnote 4.	1	.2	See footnote 4	.2
Female	301	292	296	49.1	49.7	50.0	0		1	.0		.4
Male	312	296	295	50.9	50.3	49.8	1		0	.3		.0
Non-binary	--	--	--	--	--	--	--		--	--		--
Asian	63	66	74	10.3	11.2	12.5	0		0	.0		.0
Black or African American	183	160	167	29.9	27.2	28.2	1		1	.6		.7
Hispanic/Latino	256	243	241	41.8	41.3	40.7	0		0	.0		.0
Two or More Races	--	33	--	≤5.0	5.6	≤5.0	0		0	.0		.0
White	81	83	84	13.2	14.1	14.2	0		0	.0		.0
EML	194	179	150	31.6	30.4	25.3	0		0	.0		.0
FARMS	371	306	326	60.5	52.0	55.1	1		0	.3		.0
Special Education	75	82	65	12.2	13.9	11.0	0		0	.0		.0

2021–2022 Reported Serious Incidents								
Description	Police Called		Description	Police Called		Description	Police Called	
	No	Yes		No	Yes		No	Yes
Academic Dishonesty	0	0	Drugs	0	0	Robbery, Strong-Armed	0	0
Accident	0	1	Extortion	0	0	Serious Injury	0	0
Alcohol	0	0	Fighting	0	0	Sex Related	0	0
Arrest	0	0	Fire, Not Arson	0	0	Suicide Related	0	0
Arson	0	0	Gang-Related Incident/Crime	0	0	Theft	0	0
Bomb	0	0	Hate Incident	0	0	Threat, Physical or Verbal	0	0
Bomb Threat	1	0	Malfunction, Essential Equip.	0	0	Vandalism	0	1
Bullying	0	0	Medical Assistance	2	0	Weapon	0	0
Bus	0	0	Missing Child	0	0	Weapon, Toy, Facsimile	0	0
Computer Abuse	0	0	Physical Assault/Attack	0	0	Other	0	0
Disruptive Behavior	1	2	Protective Services	0	0			

¹ Duplicated Count of Students

² Unduplicated Count of Students

³ Data suppressed (--) to comply with federal guidance (see Guidelines for Reporting Data on Page iii).

⁴ Due to the COVID-19 pandemic, the 2020–2021 suspension data is not published as the overall number of incidents was too small to be reported.

⁵ EML = Emergent Multilingual Learners, FARMS = Free and Reduced-price Meals System.

Judith A. Resnik Elementary School - #514

2021–2022 Bullying Incidents ⁶		2021–2022 Drills Conducted							
Number Reported	Number Confirmed	Fire	Evacuation	Reverse Evacuation	Shelter in Place	Drop, Cover, and Hold	Severe Weather	Active Assailant	Lockdown
5	0	5	1	1	1	1	1	1	1

2021–2022 Safety Incidents Requiring Alert Status							
Fire	Evacuation	Reverse Evacuation	Shelter in Place	Drop, Cover, and Hold	Severe Weather	Active Assailant	Lockdown
1	0	0	0	0	0	0	0

School Safety Programs	
Be Well 365 Visitor Management System	

⁶ The number of reported bullying incidents may differ from the number of bullying incidents reported as a serious incident because an event is identified as a serious incident only if it results in or leads to the death or serious injury of any person on an MCPS site or conducting MCPS business; potential or actual disruption of the planned school day; or, any of the other criteria outlined in MCPS Regulation COB-RA *Reporting a Serious Incident* (see page 459). Additional information can be found in the glossary on page 445.

Dr. Sally K. Ride Elementary School - #242

Cluster Name: Seneca Valley

21301 Seneca Crossing Drive Germantown, MD 20876

Office Phone: (301) 353-0994

School Hours: 9:00 - 3:25

www.montgomeryschoolsmd.org/schools/ridees/

Fax Number: (301) 601-0349

2021–2022 Number of Out-of-School Suspension Incidents Related to School Safety ^{1 3 5}									
	Arson Fire Explosives	Attack	Dangerous Substances	Disrespect Insubordination Disruption	Fighting	Theft	Threat	Weapons	Other
Total Incidents	0	10	0	6	2	0	1	1	0
Female	0	1	0	0	0	0	0	0	0
Male	0	9	0	6	2	0	1	1	0
Non-binary	--	--	--	--	--	--	--	--	--
Asian	0	0	0	0	0	0	0	0	0
Black or African American	0	2	0	0	0	0	0	0	0
Hispanic/Latino	0	3	0	2	1	0	1	1	0
Two or More Races	0	1	0	0	1	0	0	0	0
White	0	1	0	0	0	0	0	0	0
EML	0	4	0	2	0	0	1	0	0
FARMS	0	4	0	2	0	0	1	1	0
Special Education	0	7	0	2	1	0	1	0	0

Out-of-School Suspension Rate ^{2 3 5}												
	Total Students Enrolled			Percent Students Enrolled			Number Students Suspended			Percent Students Suspended		
	2020	2021	2022	2020	2021	2022	2020	2021	2022	2020	2021	2022
All Students	500	491	484				6	See footnote 4.	11	1.3	See footnote 4	2.5
Female	239	223	212	47.8	45.4	43.8	0		10	.0		5.2
Male	261	268	272	52.2	54.6	56.2	6		1	2.5		.4
Non-binary	--	--	--	--	--	--	--		--	--		--
Asian	61	60	57	12.2	12.2	11.8	0		0	.0		.0
Black or African American	188	179	167	37.6	36.5	34.5	2		2	1.3		1.4
Hispanic/Latino	184	184	187	36.8	37.5	38.6	2		4	1.2		2.3
Two or More Races	--	25	--	≤5.0	5.1	≤5.0	1		3	4.5		13.0
White	44	43	47	8.8	8.8	9.7	1		2	2.3		4.9
EML	145	142	117	29.0	28.9	24.2	1		3	.8		2.6
FARMS	292	231	266	58.4	47.0	55.0	2		5	.8		2.1
Special Education	119	132	129	23.8	26.9	26.7	5		9	4.2		7.3

2021–2022 Reported Serious Incidents								
Description	Police Called		Description	Police Called		Description	Police Called	
	No	Yes		No	Yes		No	Yes
Academic Dishonesty	0	0	Drugs	0	0	Robbery, Strong-Armed	0	0
Accident	2	1	Extortion	0	0	Serious Injury	0	0
Alcohol	0	0	Fighting	0	0	Sex Related	0	0
Arrest	0	0	Fire, Not Arson	0	0	Suicide Related	0	0
Arson	0	0	Gang-Related Incident/Crime	0	0	Theft	0	0
Bomb	0	0	Hate Incident	0	0	Threat, Physical or Verbal	0	1
Bomb Threat	1	0	Malfunction, Essential Equip.	1	1	Vandalism	0	2
Bullying	0	0	Medical Assistance	5	0	Weapon	0	1
Bus	0	0	Missing Child	0	1	Weapon, Toy, Facsimile	0	0
Computer Abuse	0	0	Physical Assault/Attack	0	0	Other	0	0
Disruptive Behavior	1	5	Protective Services	0	0			

¹ Duplicated Count of Students

² Unduplicated Count of Students

³ Data suppressed (--) to comply with federal guidance (see Guidelines for Reporting Data on Page iii).

⁴ Due to the COVID-19 pandemic, the 2020–2021 suspension data is not published as the overall number of incidents was too small to be reported.

⁵ EML = Emergent Multilingual Learners, FARMS = Free and Reduced-price Meals System.

Dr. Sally K. Ride Elementary School - #242

2021–2022 Bullying Incidents ⁶		2021–2022 Drills Conducted							
Number Reported	Number Confirmed	Fire	Evacuation	Reverse Evacuation	Shelter in Place	Drop, Cover, and Hold	Severe Weather	Active Assailant	Lockdown
0	0	5	1	1	1	1	1	1	1

2021–2022 Safety Incidents Requiring Alert Status							
Fire	Evacuation	Reverse Evacuation	Shelter in Place	Drop, Cover, and Hold	Severe Weather	Active Assailant	Lockdown
3	0	0	0	0	0	0	0

School Safety Programs	
Be Well 365 Visitor Management System	

⁶ The number of reported bullying incidents may differ from the number of bullying incidents reported as a serious incident because an event is identified as a serious incident only if it results in or leads to the death or serious injury of any person on an MCPS site or conducting MCPS business; potential or actual disruption of the planned school day; or, any of the other criteria outlined in MCPS Regulation COB-RA *Reporting a Serious Incident* (see page 459). Additional information can be found in the glossary on page 445.

Ritchie Park Elementary School - #227

Cluster Name: Richard Montgomery

1514 Dunster Road Rockville, MD 20854

Office Phone: (240) 740-6310

School Hours: 9:00 - 3:25

www.montgomeryschoolsmd.org/schools/ritchieparkes/

Fax Number: (301) 517-5047

2021–2022 Number of Out-of-School Suspension Incidents Related to School Safety ^{1 3 5}									
	Arson Fire Explosives	Attack	Dangerous Substances	Disrespect Insubordination Disruption	Fighting	Theft	Threat	Weapons	Other
Total Incidents	0	0	0	0	0	0	0	0	0
Female	0	0	0	0	0	0	0	0	0
Male	0	0	0	0	0	0	0	0	0
Non-binary	--	--	--	--	--	--	--	--	--
Asian	0	0	0	0	0	0	0	0	0
Black or African American	0	0	0	0	0	0	0	0	0
Hispanic/Latino	0	0	0	0	0	0	0	0	0
Two or More Races	0	0	0	0	0	0	0	0	0
White	0	0	0	0	0	0	0	0	0
EML	0	0	0	0	0	0	0	0	0
FARMS	0	0	0	0	0	0	0	0	0
Special Education	0	0	0	0	0	0	0	0	0

Out-of-School Suspension Rate ^{2 3 5}												
	Total Students Enrolled			Percent Students Enrolled			Number Students Suspended			Percent Students Suspended		
	2020	2021	2022	2020	2021	2022	2020	2021	2022	2020	2021	2022
All Students	405	384	370				2	See footnote 4.	0	.5	See footnote 4	.0
Female	234	220	199	57.8	57.3	53.8	0		0	.0		.0
Male	171	164	170	42.2	42.7	45.9	2		0	1.2		.0
Non-binary	--	--	--	--	--	--	--		--	--		--
Asian	63	60	63	15.6	15.6	17.0	0		0	.0		.0
Black or African American	54	55	54	13.3	14.3	14.6	0		0	.0		.0
Hispanic/Latino	50	55	46	12.3	14.3	12.4	0		0	.0		.0
Two or More Races	31	29	23	7.7	7.6	6.2	1		0	3.2		.0
White	206	183	182	50.9	47.7	49.2	1		0	.5		.0
EML	40	43	22	9.9	11.2	5.9	0		0	.0		.0
FARMS	43	47	41	10.6	12.2	11.1	0		0	.0		.0
Special Education	29	33	37	7.2	8.6	10.0	2		0	8.3		.0

2021–2022 Reported Serious Incidents								
Description	Police Called		Description	Police Called		Description	Police Called	
	No	Yes		No	Yes		No	Yes
Academic Dishonesty	0	0	Drugs	0	0	Robbery, Strong-Armed	0	0
Accident	0	0	Extortion	0	0	Serious Injury	0	0
Alcohol	0	0	Fighting	0	0	Sex Related	2	0
Arrest	0	0	Fire, Not Arson	0	0	Suicide Related	0	0
Arson	0	0	Gang-Related Incident/Crime	0	0	Theft	0	0
Bomb	0	0	Hate Incident	0	0	Threat, Physical or Verbal	1	1
Bomb Threat	0	0	Malfunction, Essential Equip.	0	0	Vandalism	0	0
Bullying	0	0	Medical Assistance	0	0	Weapon	0	0
Bus	0	0	Missing Child	0	0	Weapon, Toy, Facsimile	0	0
Computer Abuse	0	0	Physical Assault/Attack	0	0	Other	0	0
Disruptive Behavior	0	0	Protective Services	0	0			

¹ Duplicated Count of Students

² Unduplicated Count of Students

³ Data suppressed (--) to comply with federal guidance (see Guidelines for Reporting Data on Page iii).

⁴ Due to the COVID-19 pandemic, the 2020–2021 suspension data is not published as the overall number of incidents was too small to be reported.

⁵ EML = Emergent Multilingual Learners, FARMS = Free and Reduced-price Meals System.

Ritchie Park Elementary School - #227

2021–2022 Bullying Incidents ⁶		2021–2022 Drills Conducted							
Number Reported	Number Confirmed	Fire	Evacuation	Reverse Evacuation	Shelter in Place	Drop, Cover, and Hold	Severe Weather	Active Assailant	Lockdown
1	1	5	1	1	1	1	1	1	1

2021–2022 Safety Incidents Requiring Alert Status							
Fire	Evacuation	Reverse Evacuation	Shelter in Place	Drop, Cover, and Hold	Severe Weather	Active Assailant	Lockdown
0	0	0	0	0	0	0	0

School Safety Programs	
Be Well 365 Visitor Management System	

⁶ The number of reported bullying incidents may differ from the number of bullying incidents reported as a serious incident because an event is identified as a serious incident only if it results in or leads to the death or serious injury of any person on an MCPS site or conducting MCPS business; potential or actual disruption of the planned school day; or, any of the other criteria outlined in MCPS Regulation COB-RA *Reporting a Serious Incident* (see page 459). Additional information can be found in the glossary on page 445.

Rock Creek Forest Elementary School - #773

Cluster Name: Bethesda-Chevy Chase

8330 Grubb Road, Chevy Chase, MD 20815

Office Phone: (240) 839-3201

School Hours: 9:25 - 3:50

www.montgomeryschoolsmd.org/schools/rcforestes/

Fax Number: (240) 839-3257

2021–2022 Number of Out-of-School Suspension Incidents Related to School Safety ^{1 3 5}									
	Arson Fire Explosives	Attack	Dangerous Substances	Disrespect Insubordination Disruption	Fighting	Theft	Threat	Weapons	Other
Total Incidents	0	0	0	0	0	0	0	0	0
Female	0	0	0	0	0	0	0	0	0
Male	0	0	0	0	0	0	0	0	0
Non-binary	--	--	--	--	--	--	--	--	--
Asian	0	0	0	0	0	0	0	0	0
Black or African American	0	0	0	0	0	0	0	0	0
Hispanic/Latino	0	0	0	0	0	0	0	0	0
Two or More Races	0	0	0	0	0	0	0	0	0
White	0	0	0	0	0	0	0	0	0
EML	0	0	0	0	0	0	0	0	0
FARMS	0	0	0	0	0	0	0	0	0
Special Education	0	0	0	0	0	0	0	0	0

Out-of-School Suspension Rate ^{2 3 5}												
	Total Students Enrolled			Percent Students Enrolled			Number Students Suspended			Percent Students Suspended		
	2020	2021	2022	2020	2021	2022	2020	2021	2022	2020	2021	2022
All Students	773	738	703				0	See footnote 4.	0	.0	See footnote 4	.0
Female	396	368	350	51.2	49.9	49.8	0		0	.0		.0
Male	377	370	353	48.8	50.1	50.2	0		0	.0		.0
Non-binary	--	--	--	--	--	--	--		--	--		--
Asian	57	54	49	7.4	7.3	7.0	0		0	.0		.0
Black or African American	147	140	158	19.0	19.0	22.5	0		0	.0		.0
Hispanic/Latino	255	261	244	33.0	35.4	34.7	0		0	.0		.0
Two or More Races	41	42	--	5.3	5.7	≤5.0	0		0	.0		.0
White	270	239	216	34.9	32.4	30.7	0		0	.0		.0
EML	150	160	134	19.4	21.7	19.1	0		0	.0		.0
FARMS	221	185	219	28.6	25.1	31.2	0		0	.0		.0
Special Education	113	104	92	14.6	14.1	13.1	0		0	.0		.0

2021–2022 Reported Serious Incidents								
Description	Police Called		Description	Police Called		Description	Police Called	
	No	Yes		No	Yes		No	Yes
Academic Dishonesty	0	0	Drugs	0	0	Robbery, Strong-Armed	0	0
Accident	3	2	Extortion	0	0	Serious Injury	0	0
Alcohol	0	0	Fighting	0	0	Sex Related	0	0
Arrest	0	0	Fire, Not Arson	0	0	Suicide Related	0	0
Arson	0	0	Gang-Related Incident/Crime	0	0	Theft	0	0
Bomb	0	0	Hate Incident	1	0	Threat, Physical or Verbal	0	0
Bomb Threat	0	0	Malfunction, Essential Equip.	0	0	Vandalism	0	0
Bullying	0	0	Medical Assistance	4	0	Weapon	0	0
Bus	0	0	Missing Child	1	0	Weapon, Toy, Facsimile	0	0
Computer Abuse	0	0	Physical Assault/Attack	0	0	Other	0	0
Disruptive Behavior	1	3	Protective Services	0	0			

¹ Duplicated Count of Students

² Unduplicated Count of Students

³ Data suppressed (--) to comply with federal guidance (see Guidelines for Reporting Data on Page iii).

⁴ Due to the COVID-19 pandemic, the 2020–2021 suspension data is not published as the overall number of incidents was too small to be reported.

⁵ EML = Emergent Multilingual Learners, FARMS = Free and Reduced-price Meals System.

Rock Creek Forest Elementary School - #773

2021–2022 Bullying Incidents ⁶		2021–2022 Drills Conducted							
Number Reported	Number Confirmed	Fire	Evacuation	Reverse Evacuation	Shelter in Place	Drop, Cover, and Hold	Severe Weather	Active Assailant	Lockdown
0	0	5	1	1	1	1	1	1	1

2021–2022 Safety Incidents Requiring Alert Status							
Fire	Evacuation	Reverse Evacuation	Shelter in Place	Drop, Cover, and Hold	Severe Weather	Active Assailant	Lockdown
0	0	0	0	0	0	0	0

School Safety Programs	
Be Well 365 Visitor Management System	

⁶ The number of reported bullying incidents may differ from the number of bullying incidents reported as a serious incident because an event is identified as a serious incident only if it results in or leads to the death or serious injury of any person on an MCPS site or conducting MCPS business; potential or actual disruption of the planned school day; or, any of the other criteria outlined in MCPS Regulation COB-RA *Reporting a Serious Incident* (see page 459). Additional information can be found in the glossary on page 445.

Rock Creek Valley Elementary School - #819

Cluster Name: Rockville
School Hours: 9:25 - 3:50

5121 Russett Road Rockville, MD 20853
www.montgomeryschoolsmd.org/schools/rcvalleyes/

Office Phone: (240) 740-1240
Fax Number: (301) 460-2196

2021–2022 Number of Out-of-School Suspension Incidents Related to School Safety ^{1 3 5}									
	Arson Fire Explosives	Attack	Dangerous Substances	Disrespect Insubordination Disruption	Fighting	Theft	Threat	Weapons	Other
Total Incidents	0	1	0	0	0	0	0	0	0
Female	0	1	0	0	0	0	0	0	0
Male	0	0	0	0	0	0	0	0	0
Non-binary	--	--	--	--	--	--	--	--	--
Asian	0	0	0	0	0	0	0	0	0
Black or African American	0	0	0	0	0	0	0	0	0
Hispanic/Latino	0	1	0	0	0	0	0	0	0
Two or More Races	0	0	0	0	0	0	0	0	0
White	0	0	0	0	0	0	0	0	0
EML	0	0	0	0	0	0	0	0	0
FARMS	0	1	0	0	0	0	0	0	0
Special Education	0	1	0	0	0	0	0	0	0

Out-of-School Suspension Rate ^{2 3 5}												
	Total Students Enrolled			Percent Students Enrolled			Number Students Suspended			Percent Students Suspended		
	2020	2021	2022	2020	2021	2022	2020	2021	2022	2020	2021	2022
All Students	443	430	400				0	See footnote 4.	1	.0	See footnote 4	.3
Female	197	201	180	44.5	46.7	45.0	0		0	.0		.0
Male	246	229	220	55.5	53.3	55.0	0		1	.0		.5
Non-binary	--	--	--	--	--	--	--		--	--		--
Asian	73	64	52	16.5	14.9	13.0	0		0	.0		.0
Black or African American	46	38	32	10.4	8.8	8.0	0		0	.0		.0
Hispanic/Latino	165	171	167	37.2	39.8	41.8	0		1	.0		.6
Two or More Races	30	23	22	6.8	5.3	5.5	0		0	.0		.0
White	129	134	126	29.1	31.2	31.5	0		0	.0		.0
EML	99	115	100	22.3	26.7	25.0	0		0	.0		.0
FARMS	144	107	109	32.5	24.9	27.3	0		1	.0		1.0
Special Education	112	112	93	25.3	26.0	23.3	0		1	.0		1.4

2021–2022 Reported Serious Incidents								
Description	Police Called		Description	Police Called		Description	Police Called	
	No	Yes		No	Yes		No	Yes
Academic Dishonesty	0	0	Drugs	0	0	Robbery, Strong-Armed	0	0
Accident	1	1	Extortion	0	0	Serious Injury	0	0
Alcohol	0	0	Fighting	0	0	Sex Related	0	0
Arrest	0	0	Fire, Not Arson	0	0	Suicide Related	0	0
Arson	0	0	Gang-Related Incident/Crime	0	0	Theft	0	0
Bomb	0	0	Hate Incident	0	0	Threat, Physical or Verbal	0	1
Bomb Threat	1	0	Malfunction, Essential Equip.	1	0	Vandalism	0	0
Bullying	0	0	Medical Assistance	2	0	Weapon	0	0
Bus	0	0	Missing Child	0	1	Weapon, Toy, Facsimile	0	0
Computer Abuse	0	0	Physical Assault/Attack	0	0	Other	0	0
Disruptive Behavior	0	2	Protective Services	0	0			

¹ Duplicated Count of Students

² Unduplicated Count of Students

³ Data suppressed (--) to comply with federal guidance (see Guidelines for Reporting Data on Page iii).

⁴ Due to the COVID-19 pandemic, the 2020–2021 suspension data is not published as the overall number of incidents was too small to be reported.

⁵ EML = Emergent Multilingual Learners, FARMS = Free and Reduced-price Meals System.

Rock Creek Valley Elementary School - #819

2021–2022 Bullying Incidents ⁶		2021–2022 Drills Conducted							
Number Reported	Number Confirmed	Fire	Evacuation	Reverse Evacuation	Shelter in Place	Drop, Cover, and Hold	Severe Weather	Active Assailant	Lockdown
1	1	5	1	1	1	1	1	1	1

2021–2022 Safety Incidents Requiring Alert Status							
Fire	Evacuation	Reverse Evacuation	Shelter in Place	Drop, Cover, and Hold	Severe Weather	Active Assailant	Lockdown
2	0	0	0	0	0	0	0

School Safety Programs	
Be Well 365 Visitor Management System	

⁶ The number of reported bullying incidents may differ from the number of bullying incidents reported as a serious incident because an event is identified as a serious incident only if it results in or leads to the death or serious injury of any person on an MCPS site or conducting MCPS business; potential or actual disruption of the planned school day; or, any of the other criteria outlined in MCPS Regulation COB-RA *Reporting a Serious Incident* (see page 459). Additional information can be found in the glossary on page 445.

Rock View Elementary School - #795

Cluster Name: Downcounty Consortium

3901 Denfeld Avenue Kensington, MD 20895

Office Phone: (240) 740-0920

School Hours: 9:00 - 3:25

www.montgomeryschoolsmd.org/schools/rockviews/

Fax Number: (301) 962-5986

2021–2022 Number of Out-of-School Suspension Incidents Related to School Safety ^{1 3 5}									
	Arson Fire Explosives	Attack	Dangerous Substances	Disrespect Insubordination Disruption	Fighting	Theft	Threat	Weapons	Other
Total Incidents	0	0	0	0	0	0	0	0	0
Female	0	0	0	0	0	0	0	0	0
Male	0	0	0	0	0	0	0	0	0
Non-binary	--	--	--	--	--	--	--	--	--
Asian	0	0	0	0	0	0	0	0	0
Black or African American	0	0	0	0	0	0	0	0	0
Hispanic/Latino	0	0	0	0	0	0	0	0	0
Two or More Races	0	0	0	0	0	0	0	0	0
White	0	0	0	0	0	0	0	0	0
EML	0	0	0	0	0	0	0	0	0
FARMS	0	0	0	0	0	0	0	0	0
Special Education	0	0	0	0	0	0	0	0	0

Out-of-School Suspension Rate ^{2 3 5}												
	Total Students Enrolled			Percent Students Enrolled			Number Students Suspended			Percent Students Suspended		
	2020	2021	2022	2020	2021	2022	2020	2021	2022	2020	2021	2022
All Students	666	617	624				0	See footnote 4.	0	.0	See footnote 4	.0
Female	286	272	284	42.9	44.1	45.5	0		0	.0		.0
Male	380	345	340	57.1	55.9	54.5	0		0	.0		.0
Non-binary	--	--	--	--	--	--	--		--	--		--
Asian	72	58	62	10.8	9.4	9.9	0		0	.0		.0
Black or African American	86	79	67	12.9	12.8	10.7	0		0	.0		.0
Hispanic/Latino	317	311	319	47.6	50.4	51.1	0		0	.0		.0
Two or More Races	36	36	--	5.4	5.8	≤5.0	0		0	.0		.0
White	151	129	144	22.7	20.9	23.1	0		0	.0		.0
EML	215	207	198	32.3	33.5	31.7	0		0	.0		.0
FARMS	325	240	295	48.8	38.9	47.3	0		0	.0		.0
Special Education	161	171	162	24.2	27.7	26.0	0		0	.0		.0

2021–2022 Reported Serious Incidents								
Description	Police Called		Description	Police Called		Description	Police Called	
	No	Yes		No	Yes		No	Yes
Academic Dishonesty	0	0	Drugs	0	0	Robbery, Strong-Armed	0	0
Accident	3	1	Extortion	0	0	Serious Injury	0	0
Alcohol	0	0	Fighting	0	0	Sex Related	1	0
Arrest	0	0	Fire, Not Arson	0	0	Suicide Related	0	0
Arson	0	0	Gang-Related Incident/Crime	0	0	Theft	0	0
Bomb	0	0	Hate Incident	0	0	Threat, Physical or Verbal	0	0
Bomb Threat	1	0	Malfunction, Essential Equip.	0	0	Vandalism	0	0
Bullying	0	0	Medical Assistance	7	0	Weapon	0	0
Bus	0	0	Missing Child	0	0	Weapon, Toy, Facsimile	0	0
Computer Abuse	0	0	Physical Assault/Attack	0	0	Other	0	0
Disruptive Behavior	0	1	Protective Services	0	0			

¹ Duplicated Count of Students

² Unduplicated Count of Students

³ Data suppressed (--) to comply with federal guidance (see Guidelines for Reporting Data on Page iii).

⁴ Due to the COVID-19 pandemic, the 2020–2021 suspension data is not published as the overall number of incidents was too small to be reported.

⁵ EML = Emergent Multilingual Learners, FARMS = Free and Reduced-price Meals System.

Rock View Elementary School - #795

2021–2022 Bullying Incidents ⁶		2021–2022 Drills Conducted							
Number Reported	Number Confirmed	Fire	Evacuation	Reverse Evacuation	Shelter in Place	Drop, Cover, and Hold	Severe Weather	Active Assailant	Lockdown
2	2	5	1	1	1	1	1	1	1

2021–2022 Safety Incidents Requiring Alert Status							
Fire	Evacuation	Reverse Evacuation	Shelter in Place	Drop, Cover, and Hold	Severe Weather	Active Assailant	Lockdown
1	0	0	0	0	0	0	0

School Safety Programs	
Be Well 365 Visitor Management System	

⁶ The number of reported bullying incidents may differ from the number of bullying incidents reported as a serious incident because an event is identified as a serious incident only if it results in or leads to the death or serious injury of any person on an MCPS site or conducting MCPS business; potential or actual disruption of the planned school day; or, any of the other criteria outlined in MCPS Regulation COB-RA *Reporting a Serious Incident* (see page 459). Additional information can be found in the glossary on page 445.

Lois P. Rockwell Elementary School - #156

Cluster Name: Damascus

24555 Cutsail Drive Damascus, MD 20872

Office Phone: (240) 740-5180

School Hours: 9:00 - 3:25

www.montgomeryschoolsmd.org/schools/rockwelles/

Fax Number: (301) 253-7084

2021–2022 Number of Out-of-School Suspension Incidents Related to School Safety ^{1 3 5}									
	Arson Fire Explosives	Attack	Dangerous Substances	Disrespect Insubordination Disruption	Fighting	Theft	Threat	Weapons	Other
Total Incidents	0	0	0	0	0	0	0	0	0
Female	0	0	0	0	0	0	0	0	0
Male	0	0	0	0	0	0	0	0	0
Non-binary	--	--	--	--	--	--	--	--	--
Asian	0	0	0	0	0	0	0	0	0
Black or African American	0	0	0	0	0	0	0	0	0
Hispanic/Latino	0	0	0	0	0	0	0	0	0
Two or More Races	0	0	0	0	0	0	0	0	0
White	0	0	0	0	0	0	0	0	0
EML	0	0	0	0	0	0	0	0	0
FARMS	0	0	0	0	0	0	0	0	0
Special Education	0	0	0	0	0	0	0	0	0

Out-of-School Suspension Rate ^{2 3 5}												
	Total Students Enrolled			Percent Students Enrolled			Number Students Suspended			Percent Students Suspended		
	2020	2021	2022	2020	2021	2022	2020	2021	2022	2020	2021	2022
All Students	481	480	524				0	See footnote 4.	0	.0	See footnote 4	.0
Female	219	220	232	45.5	45.8	44.3	0		0	.0		.0
Male	262	260	292	54.5	54.2	55.7	0		0	.0		.0
Non-binary	--	--	--	--	--	--	--		--	--		--
Asian	52	51	58	10.8	10.6	11.1	0		0	.0		.0
Black or African American	62	70	93	12.9	14.6	17.7	0		0	.0		.0
Hispanic/Latino	122	132	148	25.4	27.5	28.2	0		0	.0		.0
Two or More Races	38	33	30	7.9	6.9	5.7	0		0	.0		.0
White	204	190	190	42.4	39.6	36.3	0		0	.0		.0
EML	53	71	75	11.0	14.8	14.3	0		0	.0		.0
FARMS	108	107	135	22.5	22.3	25.8	0		0	.0		.0
Special Education	117	105	140	24.3	21.9	26.7	0		0	.0		.0

2021–2022 Reported Serious Incidents								
Description	Police Called		Description	Police Called		Description	Police Called	
	No	Yes		No	Yes		No	Yes
Academic Dishonesty	0	0	Drugs	0	0	Robbery, Strong-Armed	0	0
Accident	0	3	Extortion	0	0	Serious Injury	0	0
Alcohol	0	0	Fighting	0	0	Sex Related	0	2
Arrest	0	0	Fire, Not Arson	0	0	Suicide Related	0	0
Arson	0	0	Gang-Related Incident/Crime	0	0	Theft	0	0
Bomb	0	0	Hate Incident	0	0	Threat, Physical or Verbal	0	0
Bomb Threat	0	0	Malfunction, Essential Equip.	0	0	Vandalism	0	0
Bullying	0	0	Medical Assistance	2	0	Weapon	0	0
Bus	0	0	Missing Child	0	0	Weapon, Toy, Facsimile	0	0
Computer Abuse	0	0	Physical Assault/Attack	1	0	Other	0	0
Disruptive Behavior	0	0	Protective Services	0	0			

¹ Duplicated Count of Students

² Unduplicated Count of Students

³ Data suppressed (--) to comply with federal guidance (see Guidelines for Reporting Data on Page iii).

⁴ Due to the COVID-19 pandemic, the 2020–2021 suspension data is not published as the overall number of incidents was too small to be reported.

⁵ EML = Emergent Multilingual Learners, FARMS = Free and Reduced-price Meals System.

Lois P. Rockwell Elementary School - #156

2021–2022 Bullying Incidents ⁶		2021–2022 Drills Conducted							
Number Reported	Number Confirmed	Fire	Evacuation	Reverse Evacuation	Shelter in Place	Drop, Cover, and Hold	Severe Weather	Active Assailant	Lockdown
0	0	5	1	1	1	1	1	1	1

2021–2022 Safety Incidents Requiring Alert Status							
Fire	Evacuation	Reverse Evacuation	Shelter in Place	Drop, Cover, and Hold	Severe Weather	Active Assailant	Lockdown
0	0	0	0	0	0	0	0

School Safety Programs	
Be Well 365 Visitor Management System	

⁶ The number of reported bullying incidents may differ from the number of bullying incidents reported as a serious incident because an event is identified as a serious incident only if it results in or leads to the death or serious injury of any person on an MCPS site or conducting MCPS business; potential or actual disruption of the planned school day; or, any of the other criteria outlined in MCPS Regulation COB-RA *Reporting a Serious Incident* (see page 459). Additional information can be found in the glossary on page 445.

Rolling Terrace Elementary School - #771

Cluster Name: Downcounty Consortium

705 Bayfield Street Takoma Park, MD 20912

Office Phone: (240) 740-1950

School Hours: 9:00 - 3:25

www.montgomeryschoolsmd.org/schools/rollinges/

Fax Number: (301) 431-7643

2021–2022 Number of Out-of-School Suspension Incidents Related to School Safety ^{1 3 5}									
	Arson Fire Explosives	Attack	Dangerous Substances	Disrespect Insubordination Disruption	Fighting	Theft	Threat	Weapons	Other
Total Incidents	0	0	0	0	0	0	0	0	0
Female	0	0	0	0	0	0	0	0	0
Male	0	0	0	0	0	0	0	0	0
Non-binary	--	--	--	--	--	--	--	--	--
Asian	0	0	0	0	0	0	0	0	0
Black or African American	0	0	0	0	0	0	0	0	0
Hispanic/Latino	0	0	0	0	0	0	0	0	0
Two or More Races	0	0	0	0	0	0	0	0	0
White	0	0	0	0	0	0	0	0	0
EML	0	0	0	0	0	0	0	0	0
FARMS	0	0	0	0	0	0	0	0	0
Special Education	0	0	0	0	0	0	0	0	0

Out-of-School Suspension Rate ^{2 3 5}												
	Total Students Enrolled			Percent Students Enrolled			Number Students Suspended			Percent Students Suspended		
	2020	2021	2022	2020	2021	2022	2020	2021	2022	2020	2021	2022
All Students	776	727	744				0	See footnote 4.	0	.0	See footnote 4	.0
Female	387	350	366	49.9	48.1	49.2	0		0	.0		.0
Male	389	377	378	50.1	51.9	50.8	0		0	.0		.0
Non-binary	--	--	--	--	--	--	--		--	--		--
Asian	--	--	--	≤5.0	≤5.0	≤5.0	0		0	.0		.0
Black or African American	114	122	119	14.7	16.8	16.0	0		0	.0		.0
Hispanic/Latino	578	538	559	74.5	74.0	75.1	0		0	.0		.0
Two or More Races	--	--	--	≤5.0	≤5.0	≤5.0	0		0	.0		.0
White	56	42	38	7.2	5.8	5.1	0		0	.0		.0
EML	467	443	441	60.2	60.9	59.3	0		0	.0		.0
FARMS	630	567	614	81.2	78.0	82.5	0		0	.0		.0
Special Education	68	68	63	8.8	9.4	8.5	0		0	.0		.0

2021–2022 Reported Serious Incidents								
Description	Police Called		Description	Police Called		Description	Police Called	
	No	Yes		No	Yes		No	Yes
Academic Dishonesty	0	0	Drugs	0	0	Robbery, Strong-Armed	0	0
Accident	0	0	Extortion	0	0	Serious Injury	0	0
Alcohol	0	0	Fighting	0	0	Sex Related	0	0
Arrest	0	0	Fire, Not Arson	0	0	Suicide Related	0	0
Arson	0	0	Gang-Related Incident/Crime	0	0	Theft	0	0
Bomb	0	0	Hate Incident	1	0	Threat, Physical or Verbal	0	0
Bomb Threat	0	0	Malfunction, Essential Equip.	1	0	Vandalism	0	0
Bullying	0	0	Medical Assistance	5	0	Weapon	0	0
Bus	0	0	Missing Child	0	0	Weapon, Toy, Facsimile	0	0
Computer Abuse	0	0	Physical Assault/Attack	0	0	Other	0	0
Disruptive Behavior	2	0	Protective Services	0	0			

¹ Duplicated Count of Students

² Unduplicated Count of Students

³ Data suppressed (--) to comply with federal guidance (see Guidelines for Reporting Data on Page iii).

⁴ Due to the COVID-19 pandemic, the 2020–2021 suspension data is not published as the overall number of incidents was too small to be reported.

⁵ EML = Emergent Multilingual Learners, FARMS = Free and Reduced-price Meals System.

Rolling Terrace Elementary School - #771

2021–2022 Bullying Incidents ⁶		2021–2022 Drills Conducted							
Number Reported	Number Confirmed	Fire	Evacuation	Reverse Evacuation	Shelter in Place	Drop, Cover, and Hold	Severe Weather	Active Assailant	Lockdown
0	0	5	1	1	1	1	1	0	1

2021–2022 Safety Incidents Requiring Alert Status							
Fire	Evacuation	Reverse Evacuation	Shelter in Place	Drop, Cover, and Hold	Severe Weather	Active Assailant	Lockdown
3	0	0	0	0	0	0	0

School Safety Programs	
Be Well 365 Linkages to Learning School Based Health Center Visitor Management System	

⁶ The number of reported bullying incidents may differ from the number of bullying incidents reported as a serious incident because an event is identified as a serious incident only if it results in or leads to the death or serious injury of any person on an MCPS site or conducting MCPS business; potential or actual disruption of the planned school day; or, any of the other criteria outlined in MCPS Regulation COB-RA *Reporting a Serious Incident* (see page 459). Additional information can be found in the glossary on page 445.

Rosemary Hills Elementary School - #794

Cluster Name: Bethesda-Chevy Chase

2111 Porter Road Silver Spring, MD 20910

Office Phone: (301) 920-9990

School Hours: 9:25 - 3:50

www.montgomeryschoolsmd.org/schools/rosemaryhillses/

Fax Number: (301) 650-6404

2021–2022 Number of Out-of-School Suspension Incidents Related to School Safety ^{1 3 5}									
	Arson Fire Explosives	Attack	Dangerous Substances	Disrespect Insubordination Disruption	Fighting	Theft	Threat	Weapons	Other
Total Incidents	0	0	0	0	0	0	0	0	0
Female	0	0	0	0	0	0	0	0	0
Male	0	0	0	0	0	0	0	0	0
Non-binary	--	--	--	--	--	--	--	--	--
Asian	0	0	0	0	0	0	0	0	0
Black or African American	0	0	0	0	0	0	0	0	0
Hispanic/Latino	0	0	0	0	0	0	0	0	0
Two or More Races	0	0	0	0	0	0	0	0	0
White	0	0	0	0	0	0	0	0	0
EML	0	0	0	0	0	0	0	0	0
FARMS	0	0	0	0	0	0	0	0	0
Special Education	0	0	0	0	0	0	0	0	0

Out-of-School Suspension Rate ^{2 3 5}												
	Total Students Enrolled			Percent Students Enrolled			Number Students Suspended			Percent Students Suspended		
	2020	2021	2022	2020	2021	2022	2020	2021	2022	2020	2021	2022
All Students	581	521	563				0	See footnote 4.	0	.0	See footnote 4	.0
Female	284	253	265	48.9	48.6	47.1	0		0	.0		.0
Male	297	268	298	51.1	51.4	52.9	0		0	.0		.0
Non-binary	--	--	--	--	--	--	--		--	--		--
Asian	36	29	36	6.2	5.6	6.4	0		0	.0		.0
Black or African American	166	176	178	28.6	33.8	31.6	0		0	.0		.0
Hispanic/Latino	99	81	102	17.0	15.5	18.1	0		0	.0		.0
Two or More Races	--	--	--	≤5.0	≤5.0	≤5.0	0		0	.0		.0
White	255	208	221	43.9	39.9	39.3	0		0	.0		.0
EML	98	86	92	16.9	16.5	16.3	0		0	.0		.0
FARMS	171	145	178	29.4	27.8	31.6	0		0	.0		.0
Special Education	86	88	93	14.8	16.9	16.5	0		0	.0		.0

2021–2022 Reported Serious Incidents								
Description	Police Called		Description	Police Called		Description	Police Called	
	No	Yes		No	Yes		No	Yes
Academic Dishonesty	0	0	Drugs	0	0	Robbery, Strong-Armed	0	0
Accident	1	2	Extortion	0	0	Serious Injury	0	0
Alcohol	0	0	Fighting	0	0	Sex Related	0	0
Arrest	0	0	Fire, Not Arson	0	0	Suicide Related	0	0
Arson	0	0	Gang-Related Incident/Crime	0	0	Theft	0	0
Bomb	0	0	Hate Incident	0	0	Threat, Physical or Verbal	0	1
Bomb Threat	1	0	Malfunction, Essential Equip.	0	0	Vandalism	1	0
Bullying	0	0	Medical Assistance	3	0	Weapon	0	0
Bus	0	0	Missing Child	0	0	Weapon, Toy, Facsimile	0	0
Computer Abuse	0	0	Physical Assault/Attack	0	0	Other	0	1
Disruptive Behavior	0	0	Protective Services	0	0			

¹ Duplicated Count of Students

² Unduplicated Count of Students

³ Data suppressed (--) to comply with federal guidance (see Guidelines for Reporting Data on Page iii).

⁴ Due to the COVID-19 pandemic, the 2020–2021 suspension data is not published as the overall number of incidents was too small to be reported.

⁵ EML = Emergent Multilingual Learners, FARMS = Free and Reduced-price Meals System.

Rosemary Hills Elementary School - #794

2021–2022 Bullying Incidents ⁶		2021–2022 Drills Conducted							
Number Reported	Number Confirmed	Fire	Evacuation	Reverse Evacuation	Shelter in Place	Drop, Cover, and Hold	Severe Weather	Active Assailant	Lockdown
0	0	5	1	1	1	1	1	1	1

2021–2022 Safety Incidents Requiring Alert Status							
Fire	Evacuation	Reverse Evacuation	Shelter in Place	Drop, Cover, and Hold	Severe Weather	Active Assailant	Lockdown
1	0	0	0	0	0	0	0

School Safety Programs	
Be Well 365 Visitor Management System	

⁶ The number of reported bullying incidents may differ from the number of bullying incidents reported as a serious incident because an event is identified as a serious incident only if it results in or leads to the death or serious injury of any person on an MCPS site or conducting MCPS business; potential or actual disruption of the planned school day; or, any of the other criteria outlined in MCPS Regulation COB-RA *Reporting a Serious Incident* (see page 459). Additional information can be found in the glossary on page 445.

Rosemont Elementary School - #555

Cluster Name: Gaithersburg

16400 Alden Avenue Gaithersburg, MD 20877

Office Phone: (301) 840-7123

School Hours: 9:00 - 3:25

www.montgomeryschoolsmd.org/schools/rosemontes/

Fax Number: (301) 548-7512

2021–2022 Number of Out-of-School Suspension Incidents Related to School Safety ^{1 3 5}									
	Arson Fire Explosives	Attack	Dangerous Substances	Disrespect Insubordination Disruption	Fighting	Theft	Threat	Weapons	Other
Total Incidents	0	0	0	0	0	0	0	0	0
Female	0	0	0	0	0	0	0	0	0
Male	0	0	0	0	0	0	0	0	0
Non-binary	--	--	--	--	--	--	--	--	--
Asian	0	0	0	0	0	0	0	0	0
Black or African American	0	0	0	0	0	0	0	0	0
Hispanic/Latino	0	0	0	0	0	0	0	0	0
Two or More Races	0	0	0	0	0	0	0	0	0
White	0	0	0	0	0	0	0	0	0
EML	0	0	0	0	0	0	0	0	0
FARMS	0	0	0	0	0	0	0	0	0
Special Education	0	0	0	0	0	0	0	0	0

Out-of-School Suspension Rate ^{2 3 5}												
	Total Students Enrolled			Percent Students Enrolled			Number Students Suspended			Percent Students Suspended		
	2020	2021	2022	2020	2021	2022	2020	2021	2022	2020	2021	2022
All Students	653	612	630				0	See footnote 4.	0	.0	See footnote 4	.0
Female	319	304	302	48.9	49.7	47.9	0		0	.0		.0
Male	334	308	328	51.1	50.3	52.1	0		0	.0		.0
Non-binary	--	--	--	--	--	--	--		--	--		--
Asian	54	55	43	8.3	9.0	6.8	0		0	.0		.0
Black or African American	202	194	221	30.9	31.7	35.1	0		0	.0		.0
Hispanic/Latino	303	279	281	46.4	45.6	44.6	0		0	.0		.0
Two or More Races	34	34	33	5.2	5.6	5.2	0		0	.0		.0
White	55	44	47	8.4	7.2	7.5	0		0	.0		.0
EML	255	258	219	39.1	42.2	34.8	0		0	.0		.0
FARMS	405	366	385	62.0	59.8	61.1	0		0	.0		.0
Special Education	90	84	83	13.8	13.7	13.2	0		0	.0		.0

2021–2022 Reported Serious Incidents								
Description	Police Called		Description	Police Called		Description	Police Called	
	No	Yes		No	Yes		No	Yes
Academic Dishonesty	0	0	Drugs	0	0	Robbery, Strong-Armed	0	0
Accident	1	0	Extortion	0	0	Serious Injury	0	0
Alcohol	0	0	Fighting	0	0	Sex Related	0	0
Arrest	0	0	Fire, Not Arson	0	0	Suicide Related	0	0
Arson	0	0	Gang-Related Incident/Crime	0	0	Theft	0	0
Bomb	0	0	Hate Incident	0	0	Threat, Physical or Verbal	0	1
Bomb Threat	0	0	Malfunction, Essential Equip.	0	0	Vandalism	0	0
Bullying	0	0	Medical Assistance	1	0	Weapon	0	1
Bus	0	0	Missing Child	0	0	Weapon, Toy, Facsimile	0	0
Computer Abuse	0	0	Physical Assault/Attack	0	0	Other	0	0
Disruptive Behavior	0	0	Protective Services	0	0			

¹ Duplicated Count of Students

² Unduplicated Count of Students

³ Data suppressed (--) to comply with federal guidance (see Guidelines for Reporting Data on Page iii).

⁴ Due to the COVID-19 pandemic, the 2020–2021 suspension data is not published as the overall number of incidents was too small to be reported.

⁵ EML = Emergent Multilingual Learners, FARMS = Free and Reduced-price Meals System.

Rosemont Elementary School - #555

2021–2022 Bullying Incidents ⁶		2021–2022 Drills Conducted							
Number Reported	Number Confirmed	Fire	Evacuation	Reverse Evacuation	Shelter in Place	Drop, Cover, and Hold	Severe Weather	Active Assailant	Lockdown
0	0	5	1	1	1	1	1	0	1

2021–2022 Safety Incidents Requiring Alert Status							
Fire	Evacuation	Reverse Evacuation	Shelter in Place	Drop, Cover, and Hold	Severe Weather	Active Assailant	Lockdown
0	0	0	0	0	0	0	0

School Safety Programs	
Be Well 365 Linkages to Learning Visitor Management System	

⁶ The number of reported bullying incidents may differ from the number of bullying incidents reported as a serious incident because an event is identified as a serious incident only if it results in or leads to the death or serious injury of any person on an MCPS site or conducting MCPS business; potential or actual disruption of the planned school day; or, any of the other criteria outlined in MCPS Regulation COB-RA *Reporting a Serious Incident* (see page 459). Additional information can be found in the glossary on page 445.

Bayard Rustin Elementary School - #346

Cluster Name: Richard Montgomery

322 West Edmonston Drive Rockville, MD 20852

Office Phone: (240) 740-4320

School Hours: 9:25 - 3:50

www.montgomeryschoolsmd.org/schools/rustines/

Fax Number: (240) 740-4325

2021–2022 Number of Out-of-School Suspension Incidents Related to School Safety ^{1 3 5}									
	Arson Fire Explosives	Attack	Dangerous Substances	Disrespect Insubordination Disruption	Fighting	Theft	Threat	Weapons	Other
Total Incidents	0	0	0	0	0	0	0	0	0
Female	0	0	0	0	0	0	0	0	0
Male	0	0	0	0	0	0	0	0	0
Non-binary	--	--	--	--	--	--	--	--	--
Asian	0	0	0	0	0	0	0	0	0
Black or African American	0	0	0	0	0	0	0	0	0
Hispanic/Latino	0	0	0	0	0	0	0	0	0
Two or More Races	0	0	0	0	0	0	0	0	0
White	0	0	0	0	0	0	0	0	0
EML	0	0	0	0	0	0	0	0	0
FARMS	0	0	0	0	0	0	0	0	0
Special Education	0	0	0	0	0	0	0	0	0

Out-of-School Suspension Rate ^{2 3 5}												
	Total Students Enrolled			Percent Students Enrolled			Number Students Suspended			Percent Students Suspended		
	2020	2021	2022	2020	2021	2022	2020	2021	2022	2020	2021	2022
All Students	752	693	805				0	See footnote 4.	0	.0	See footnote 4	.0
Female	369	351	401	49.1	50.6	49.8	0		0	.0		.0
Male	383	342	404	50.9	49.4	50.2	0		0	.0		.0
Non-binary	--	--	--	--	--	--	--		--	--		--
Asian	192	173	192	25.5	25.0	23.9	0		0	.0		.0
Black or African American	76	75	90	10.1	10.8	11.2	0		0	.0		.0
Hispanic/Latino	221	187	240	29.4	27.0	29.8	0		0	.0		.0
Two or More Races	66	63	76	8.8	9.1	9.4	0		0	.0		.0
White	193	190	203	25.7	27.4	25.2	0		0	.0		.0
EML	171	188	218	22.7	27.1	27.1	0		0	.0		.0
FARMS	259	190	287	34.4	27.4	35.7	0		0	.0		.0
Special Education	112	106	119	14.9	15.3	14.8	0		0	.0		.0

2021–2022 Reported Serious Incidents								
Description	Police Called		Description	Police Called		Description	Police Called	
	No	Yes		No	Yes		No	Yes
Academic Dishonesty	0	0	Drugs	0	0	Robbery, Strong-Armed	0	0
Accident	0	2	Extortion	0	0	Serious Injury	0	0
Alcohol	0	0	Fighting	0	0	Sex Related	0	0
Arrest	0	0	Fire, Not Arson	0	0	Suicide Related	0	0
Arson	0	0	Gang-Related Incident/Crime	0	0	Theft	0	0
Bomb	0	0	Hate Incident	0	0	Threat, Physical or Verbal	0	0
Bomb Threat	1	0	Malfunction, Essential Equip.	0	0	Vandalism	0	0
Bullying	0	0	Medical Assistance	2	0	Weapon	0	0
Bus	0	0	Missing Child	0	0	Weapon, Toy, Facsimile	0	0
Computer Abuse	0	0	Physical Assault/Attack	0	0	Other	0	0
Disruptive Behavior	0	0	Protective Services	0	0			

¹ Duplicated Count of Students

² Unduplicated Count of Students

³ Data suppressed (--) to comply with federal guidance (see Guidelines for Reporting Data on Page iii).

⁴ Due to the COVID-19 pandemic, the 2020–2021 suspension data is not published as the overall number of incidents was too small to be reported.

⁵ EML = Emergent Multilingual Learners, FARMS = Free and Reduced-price Meals System.

Bayard Rustin Elementary School - #346

2021–2022 Bullying Incidents ⁶		2021–2022 Drills Conducted							
Number Reported	Number Confirmed	Fire	Evacuation	Reverse Evacuation	Shelter in Place	Drop, Cover, and Hold	Severe Weather	Active Assailant	Lockdown
0	0	5	1	1	1	1	1	0	1

2021–2022 Safety Incidents Requiring Alert Status							
Fire	Evacuation	Reverse Evacuation	Shelter in Place	Drop, Cover, and Hold	Severe Weather	Active Assailant	Lockdown
2	1	0	0	0	0	0	0

School Safety Programs	
Be Well 365 Visitor Management System	

⁶ The number of reported bullying incidents may differ from the number of bullying incidents reported as a serious incident because an event is identified as a serious incident only if it results in or leads to the death or serious injury of any person on an MCPS site or conducting MCPS business; potential or actual disruption of the planned school day; or, any of the other criteria outlined in MCPS Regulation COB-RA *Reporting a Serious Incident* (see page 459). Additional information can be found in the glossary on page 445.

Sequoyah Elementary School - #565

Cluster Name: Col. Zadok Magruder

17301 Bowie Mill Road Derwood, MD 20855

Office Phone: (240) 740-5880

School Hours: 9:25 - 3:50

www.montgomeryschoolsmd.org/schools/sequoyahes/

Fax Number: (301) 840-5356

2021–2022 Number of Out-of-School Suspension Incidents Related to School Safety ^{1 3 5}									
	Arson Fire Explosives	Attack	Dangerous Substances	Disrespect Insubordination Disruption	Fighting	Theft	Threat	Weapons	Other
Total Incidents	0	0	0	0	2	0	0	1	0
Female	0	0	0	0	2	0	0	0	0
Male	0	0	0	0	0	0	0	1	0
Non-binary	--	--	--	--	--	--	--	--	--
Asian	0	0	0	0	0	0	0	0	0
Black or African American	0	0	0	0	0	0	0	0	0
Hispanic/Latino	0	0	0	0	2	0	0	0	0
Two or More Races	0	0	0	0	0	0	0	0	0
White	0	0	0	0	0	0	0	0	0
EML	0	0	0	0	1	0	0	0	0
FARMS	0	0	0	0	1	0	0	0	0
Special Education	0	0	0	0	1	0	0	0	0

Out-of-School Suspension Rate ^{2 3 5}												
	Total Students Enrolled			Percent Students Enrolled			Number Students Suspended			Percent Students Suspended		
	2020	2021	2022	2020	2021	2022	2020	2021	2022	2020	2021	2022
All Students	381	374	357				0	See footnote 4.	3	.0	See footnote 4	.8
Female	187	193	184	49.1	51.6	51.5	0		1	.0		.5
Male	194	181	173	50.9	48.4	48.5	0		2	.0		1.2
Non-binary	--	--	--	--	--	--	--		--	--		--
Asian	42	40	41	11.0	10.7	11.5	0		0	.0		.0
Black or African American	46	49	52	12.1	13.1	14.6	0		0	.0		.0
Hispanic/Latino	193	172	142	50.7	46.0	39.8	0		3	.0		2.1
Two or More Races	22	25	26	5.8	6.7	7.3	0		0	.0		.0
White	78	88	96	20.5	23.5	26.9	0		0	.0		.0
EML	140	144	114	36.7	38.5	31.9	0		2	.0		1.8
FARMS	184	147	152	48.3	39.3	42.6	0		2	.0		1.3
Special Education	49	55	51	12.9	14.7	14.3	0		2	.0		4.2

2021–2022 Reported Serious Incidents								
Description	Police Called		Description	Police Called		Description	Police Called	
	No	Yes		No	Yes		No	Yes
Academic Dishonesty	0	0	Drugs	0	0	Robbery, Strong-Armed	0	0
Accident	2	1	Extortion	0	0	Serious Injury	0	0
Alcohol	0	0	Fighting	0	0	Sex Related	0	0
Arrest	0	0	Fire, Not Arson	0	0	Suicide Related	0	0
Arson	0	0	Gang-Related Incident/Crime	0	0	Theft	0	0
Bomb	0	0	Hate Incident	0	0	Threat, Physical or Verbal	0	0
Bomb Threat	0	0	Malfunction, Essential Equip.	0	0	Vandalism	0	0
Bullying	0	0	Medical Assistance	5	1	Weapon	0	1
Bus	0	0	Missing Child	0	0	Weapon, Toy, Facsimile	0	0
Computer Abuse	0	0	Physical Assault/Attack	0	0	Other	0	0
Disruptive Behavior	1	0	Protective Services	0	0			

¹ Duplicated Count of Students

² Unduplicated Count of Students

³ Data suppressed (--) to comply with federal guidance (see Guidelines for Reporting Data on Page iii).

⁴ Due to the COVID-19 pandemic, the 2020–2021 suspension data is not published as the overall number of incidents was too small to be reported.

⁵ EML = Emergent Multilingual Learners, FARMS = Free and Reduced-price Meals System.

Sequoyah Elementary School - #565

2021–2022 Bullying Incidents ⁶		2021–2022 Drills Conducted							
Number Reported	Number Confirmed	Fire	Evacuation	Reverse Evacuation	Shelter in Place	Drop, Cover, and Hold	Severe Weather	Active Assailant	Lockdown
0	0	6	1	1	1	0	0	0	1

2021–2022 Safety Incidents Requiring Alert Status							
Fire	Evacuation	Reverse Evacuation	Shelter in Place	Drop, Cover, and Hold	Severe Weather	Active Assailant	Lockdown
1	0	0	0	0	0	0	0

School Safety Programs	
Be Well 365 Visitor Management System	

⁶ The number of reported bullying incidents may differ from the number of bullying incidents reported as a serious incident because an event is identified as a serious incident only if it results in or leads to the death or serious injury of any person on an MCPS site or conducting MCPS business; potential or actual disruption of the planned school day; or, any of the other criteria outlined in MCPS Regulation COB-RA *Reporting a Serious Incident* (see page 459). Additional information can be found in the glossary on page 445.

Seven Locks Elementary School - #603

Cluster Name: Winston Churchill

9500 Seven Locks Road Bethesda, MD 20817

Office Phone: (240) 740-0940

School Hours: 9:25 - 3:50

www.montgomeryschoolsmd.org/schools/sevenlocks/

Fax Number: (301) 469-1041

2021–2022 Number of Out-of-School Suspension Incidents Related to School Safety ^{1 3 5}									
	Arson Fire Explosives	Attack	Dangerous Substances	Disrespect Insubordination Disruption	Fighting	Theft	Threat	Weapons	Other
Total Incidents	0	0	0	0	0	0	0	0	0
Female	0	0	0	0	0	0	0	0	0
Male	0	0	0	0	0	0	0	0	0
Non-binary	--	--	--	--	--	--	--	--	--
Asian	0	0	0	0	0	0	0	0	0
Black or African American	0	0	0	0	0	0	0	0	0
Hispanic/Latino	0	0	0	0	0	0	0	0	0
Two or More Races	0	0	0	0	0	0	0	0	0
White	0	0	0	0	0	0	0	0	0
EML	0	0	0	0	0	0	0	0	0
FARMS	0	0	0	0	0	0	0	0	0
Special Education	0	0	0	0	0	0	0	0	0

Out-of-School Suspension Rate ^{2 3 5}												
	Total Students Enrolled			Percent Students Enrolled			Number Students Suspended			Percent Students Suspended		
	2020	2021	2022	2020	2021	2022	2020	2021	2022	2020	2021	2022
All Students	429	389	399				0	See footnote 4.	0	.0	See footnote 4	.0
Female	234	202	206	54.5	51.9	51.6	0		0	.0		.0
Male	195	187	193	45.5	48.1	48.4	0		0	.0		.0
Non-binary	--	--	--	--	--	--	--		--	--		--
Asian	114	109	110	26.6	28.0	27.6	0		0	.0		.0
Black or African American	39	36	41	9.1	9.3	10.3	0		0	.0		.0
Hispanic/Latino	44	38	43	10.3	9.8	10.8	0		0	.0		.0
Two or More Races	24	23	21	5.6	5.9	5.3	0		0	.0		.0
White	208	183	183	48.5	47.0	45.9	0		0	.0		.0
EML	31	47	32	7.2	12.1	8.0	0		0	.0		.0
FARMS	24	--	--	5.6	≤5.0	≤5.0	0		0	.0		.0
Special Education	47	40	33	11.0	10.3	8.3	0		0	.0		.0

2021–2022 Reported Serious Incidents								
Description	Police Called		Description	Police Called		Description	Police Called	
	No	Yes		No	Yes		No	Yes
Academic Dishonesty	0	0	Drugs	0	0	Robbery, Strong-Armed	0	0
Accident	2	0	Extortion	0	0	Serious Injury	0	0
Alcohol	0	0	Fighting	0	0	Sex Related	0	0
Arrest	0	0	Fire, Not Arson	0	0	Suicide Related	0	0
Arson	0	0	Gang-Related Incident/Crime	0	0	Theft	0	0
Bomb	0	0	Hate Incident	0	0	Threat, Physical or Verbal	0	0
Bomb Threat	0	0	Malfunction, Essential Equip.	0	0	Vandalism	0	0
Bullying	0	0	Medical Assistance	1	0	Weapon	0	0
Bus	0	0	Missing Child	0	0	Weapon, Toy, Facsimile	0	0
Computer Abuse	0	0	Physical Assault/Attack	0	0	Other	0	0
Disruptive Behavior	0	0	Protective Services	0	0			

¹ Duplicated Count of Students

² Unduplicated Count of Students

³ Data suppressed (--) to comply with federal guidance (see Guidelines for Reporting Data on Page iii).

⁴ Due to the COVID-19 pandemic, the 2020–2021 suspension data is not published as the overall number of incidents was too small to be reported.

⁵ EML = Emergent Multilingual Learners, FARMS = Free and Reduced-price Meals System.

Seven Locks Elementary School - #603

2021–2022 Bullying Incidents ⁶		2021–2022 Drills Conducted							
Number Reported	Number Confirmed	Fire	Evacuation	Reverse Evacuation	Shelter in Place	Drop, Cover, and Hold	Severe Weather	Active Assailant	Lockdown
0	0	5	1	1	1	1	1	1	1

2021–2022 Safety Incidents Requiring Alert Status							
Fire	Evacuation	Reverse Evacuation	Shelter in Place	Drop, Cover, and Hold	Severe Weather	Active Assailant	Lockdown
0	0	0	0	0	0	0	0

School Safety Programs	
Be Well 365 Visitor Management System	

⁶ The number of reported bullying incidents may differ from the number of bullying incidents reported as a serious incident because an event is identified as a serious incident only if it results in or leads to the death or serious injury of any person on an MCPS site or conducting MCPS business; potential or actual disruption of the planned school day; or, any of the other criteria outlined in MCPS Regulation COB-RA *Reporting a Serious Incident* (see page 459). Additional information can be found in the glossary on page 445.

Sherwood Elementary School - #501

Cluster Name: NE Consort., Sherwood

1401 Olney-Sandy Spring Road Sandy Spring, MD 20860

Office Phone: (240) 740-0960

School Hours: 9:25 - 3:50

www.montgomeryschoolsmd.org/schools/sherwoodes/

Fax Number: (301) 924-3294

2021–2022 Number of Out-of-School Suspension Incidents Related to School Safety ^{1 3 5}									
	Arson Fire Explosives	Attack	Dangerous Substances	Disrespect Insubordination Disruption	Fighting	Theft	Threat	Weapons	Other
Total Incidents	0	0	0	0	0	0	1	0	0
Female	0	0	0	0	0	0	0	0	0
Male	0	0	0	0	0	0	1	0	0
Non-binary	--	--	--	--	--	--	--	--	--
Asian	0	0	0	0	0	0	0	0	0
Black or African American	0	0	0	0	0	0	1	0	0
Hispanic/Latino	0	0	0	0	0	0	0	0	0
Two or More Races	0	0	0	0	0	0	0	0	0
White	0	0	0	0	0	0	0	0	0
EML	0	0	0	0	0	0	0	0	0
FARMS	0	0	0	0	0	0	0	0	0
Special Education	0	0	0	0	0	0	0	0	0

Out-of-School Suspension Rate ^{2 3 5}												
	Total Students Enrolled			Percent Students Enrolled			Number Students Suspended			Percent Students Suspended		
	2020	2021	2022	2020	2021	2022	2020	2021	2022	2020	2021	2022
All Students	539	483	530				2	See footnote 4.	1	.4	See footnote 4	.2
Female	238	221	247	44.2	45.8	46.6	0		1	.0		.4
Male	301	262	283	55.8	54.2	53.4	2		0	.8		.0
Non-binary	--	--	--	--	--	--	--		--	--		--
Asian	52	55	61	9.6	11.4	11.5	1		0	2.1		.0
Black or African American	113	102	109	21.0	21.1	20.6	0		1	.0		1.1
Hispanic/Latino	98	90	102	18.2	18.6	19.2	0		0	.0		.0
Two or More Races	52	45	51	9.6	9.3	9.6	0		0	.0		.0
White	220	189	202	40.8	39.1	38.1	1		0	.5		.0
EML	50	53	49	9.3	11.0	9.2	0		0	.0		.0
FARMS	91	78	101	16.9	16.1	19.1	0		0	.0		.0
Special Education	104	92	115	19.3	19.0	21.7	1		0	1.6		.0

2021–2022 Reported Serious Incidents								
Description	Police Called		Description	Police Called		Description	Police Called	
	No	Yes		No	Yes		No	Yes
Academic Dishonesty	0	0	Drugs	0	0	Robbery, Strong-Armed	0	0
Accident	1	0	Extortion	0	0	Serious Injury	0	0
Alcohol	0	0	Fighting	0	0	Sex Related	0	0
Arrest	0	0	Fire, Not Arson	0	0	Suicide Related	0	0
Arson	0	0	Gang-Related Incident/Crime	0	0	Theft	0	0
Bomb	0	0	Hate Incident	0	0	Threat, Physical or Verbal	0	0
Bomb Threat	0	0	Malfunction, Essential Equip.	0	0	Vandalism	0	0
Bullying	1	0	Medical Assistance	2	0	Weapon	0	0
Bus	0	0	Missing Child	0	0	Weapon, Toy, Facsimile	0	0
Computer Abuse	0	0	Physical Assault/Attack	0	0	Other	0	0
Disruptive Behavior	0	0	Protective Services	0	0			

¹ Duplicated Count of Students

² Unduplicated Count of Students

³ Data suppressed (--) to comply with federal guidance (see Guidelines for Reporting Data on Page iii).

⁴ Due to the COVID-19 pandemic, the 2020–2021 suspension data is not published as the overall number of incidents was too small to be reported.

⁵ EML = Emergent Multilingual Learners, FARMS = Free and Reduced-price Meals System.

Sherwood Elementary School - #501

2021–2022 Bullying Incidents ⁶		2021–2022 Drills Conducted							
Number Reported	Number Confirmed	Fire	Evacuation	Reverse Evacuation	Shelter in Place	Drop, Cover, and Hold	Severe Weather	Active Assailant	Lockdown
0	0	5	1	1	1	1	1	0	1

2021–2022 Safety Incidents Requiring Alert Status							
Fire	Evacuation	Reverse Evacuation	Shelter in Place	Drop, Cover, and Hold	Severe Weather	Active Assailant	Lockdown
0	0	0	0	0	0	0	0

School Safety Programs	
Be Well 365 Restorative Justice Visitor Management System	

⁶ The number of reported bullying incidents may differ from the number of bullying incidents reported as a serious incident because an event is identified as a serious incident only if it results in or leads to the death or serious injury of any person on an MCPS site or conducting MCPS business; potential or actual disruption of the planned school day; or, any of the other criteria outlined in MCPS Regulation COB-RA *Reporting a Serious Incident* (see page 459). Additional information can be found in the glossary on page 445.

Sargent Shriver Elementary School - #779

Cluster Name: Downcounty Consortium

12518 Greenly Drive Silver Spring, MD 20906

Office Phone: (240) 740-6330

School Hours: 9:00 - 3:25

www.montgomeryschoolsmd.org/schools/shriveres/

Fax Number: (301) 929-4428

2021–2022 Number of Out-of-School Suspension Incidents Related to School Safety ^{1 3 5}									
	Arson Fire Explosives	Attack	Dangerous Substances	Disrespect Insubordination Disruption	Fighting	Theft	Threat	Weapons	Other
Total Incidents	0	0	0	0	0	0	0	0	0
Female	0	0	0	0	0	0	0	0	0
Male	0	0	0	0	0	0	0	0	0
Non-binary	--	--	--	--	--	--	--	--	--
Asian	0	0	0	0	0	0	0	0	0
Black or African American	0	0	0	0	0	0	0	0	0
Hispanic/Latino	0	0	0	0	0	0	0	0	0
Two or More Races	--	--	--	--	--	--	--	--	--
White	0	0	0	0	0	0	0	0	0
EML	0	0	0	0	0	0	0	0	0
FARMS	0	0	0	0	0	0	0	0	0
Special Education	0	0	0	0	0	0	0	0	0

Out-of-School Suspension Rate ^{2 3 5}												
	Total Students Enrolled			Percent Students Enrolled			Number Students Suspended			Percent Students Suspended		
	2020	2021	2022	2020	2021	2022	2020	2021	2022	2020	2021	2022
All Students	758	743	769				1	See footnote 4.	0	.1	See footnote 4	.0
Female	381	364	381	50.3	49.0	49.5	0		0	.0		.0
Male	377	379	388	49.7	51.0	50.5	1		0	.3		.0
Non-binary	--	--	--	--	--	--	--		--	--		--
Asian	43	42	42	5.7	5.7	5.5	0		0	.0		.0
Black or African American	82	77	86	10.8	10.4	11.2	1		0	1.3		.0
Hispanic/Latino	600	590	610	79.2	79.4	79.3	0		0	.0		.0
Two or More Races	--	--	--	≤5.0	≤5.0	--	0		--	.0		--
White	--	--	--	≤5.0	≤5.0	≤5.0	0		0	.0		.0
EML	414	448	417	54.6	60.3	54.2	0		0	.0		.0
FARMS	637	547	591	84.0	73.6	76.9	1		0	.2		.0
Special Education	63	69	66	8.3	9.3	8.6	1		0	1.8		.0

2021–2022 Reported Serious Incidents								
Description	Police Called		Description	Police Called		Description	Police Called	
	No	Yes		No	Yes		No	Yes
Academic Dishonesty	0	0	Drugs	0	0	Robbery, Strong-Armed	0	0
Accident	1	2	Extortion	0	0	Serious Injury	0	0
Alcohol	0	0	Fighting	0	0	Sex Related	2	0
Arrest	0	0	Fire, Not Arson	0	0	Suicide Related	0	0
Arson	0	0	Gang-Related Incident/Crime	0	0	Theft	0	1
Bomb	0	0	Hate Incident	0	0	Threat, Physical or Verbal	0	0
Bomb Threat	2	0	Malfunction, Essential Equip.	0	0	Vandalism	0	0
Bullying	0	0	Medical Assistance	5	0	Weapon	1	0
Bus	0	0	Missing Child	0	0	Weapon, Toy, Facsimile	0	0
Computer Abuse	0	0	Physical Assault/Attack	0	0	Other	0	1
Disruptive Behavior	0	1	Protective Services	0	0			

¹ Duplicated Count of Students

² Unduplicated Count of Students

³ Data suppressed (--) to comply with federal guidance (see Guidelines for Reporting Data on Page iii).

⁴ Due to the COVID-19 pandemic, the 2020–2021 suspension data is not published as the overall number of incidents was too small to be reported.

⁵ EML = Emergent Multilingual Learners, FARMS = Free and Reduced-price Meals System.

Sargent Shriver Elementary School - #779

2021–2022 Bullying Incidents ⁶		2021–2022 Drills Conducted							
Number Reported	Number Confirmed	Fire	Evacuation	Reverse Evacuation	Shelter in Place	Drop, Cover, and Hold	Severe Weather	Active Assailant	Lockdown
0	0	5	1	1	1	1	1	1	1

2021–2022 Safety Incidents Requiring Alert Status							
Fire	Evacuation	Reverse Evacuation	Shelter in Place	Drop, Cover, and Hold	Severe Weather	Active Assailant	Lockdown
2	0	0	3	0	0	0	0

School Safety Programs
Be Well 365 Linkages to Learning Restorative Justice Visitor Management System

⁶ The number of reported bullying incidents may differ from the number of bullying incidents reported as a serious incident because an event is identified as a serious incident only if it results in or leads to the death or serious injury of any person on an MCPS site or conducting MCPS business; potential or actual disruption of the planned school day; or, any of the other criteria outlined in MCPS Regulation COB-RA *Reporting a Serious Incident* (see page 459). Additional information can be found in the glossary on page 445.

Flora M. Singer Elementary School - #770

Cluster Name: Downcounty Consortium

2600 Hayden Drive Silver Spring, MD 20902

Office Phone: (240) 740-0330

School Hours: 9:25 - 3:50

www.montgomeryschoolsmd.org/schools/singeres/

Fax Number: (301) 649-8011

2021–2022 Number of Out-of-School Suspension Incidents Related to School Safety ^{1 3 5}									
	Arson Fire Explosives	Attack	Dangerous Substances	Disrespect Insubordination Disruption	Fighting	Theft	Threat	Weapons	Other
Total Incidents	0	0	0	0	0	0	0	0	0
Female	0	0	0	0	0	0	0	0	0
Male	0	0	0	0	0	0	0	0	0
Non-binary	--	--	--	--	--	--	--	--	--
Asian	0	0	0	0	0	0	0	0	0
Black or African American	0	0	0	0	0	0	0	0	0
Hispanic/Latino	0	0	0	0	0	0	0	0	0
Two or More Races	0	0	0	0	0	0	0	0	0
White	0	0	0	0	0	0	0	0	0
EML	0	0	0	0	0	0	0	0	0
FARMS	0	0	0	0	0	0	0	0	0
Special Education	0	0	0	0	0	0	0	0	0

Out-of-School Suspension Rate ^{2 3 5}												
	Total Students Enrolled			Percent Students Enrolled			Number Students Suspended			Percent Students Suspended		
	2020	2021	2022	2020	2021	2022	2020	2021	2022	2020	2021	2022
All Students	681	621	626				0	See footnote 4.	0	.0	See footnote 4	.0
Female	307	284	262	45.1	45.7	41.9	0		0	.0		.0
Male	374	337	364	54.9	54.3	58.1	0		0	.0		.0
Non-binary	--	--	--	--	--	--	--		--	--		--
Asian	46	42	36	6.8	6.8	5.8	0		0	.0		.0
Black or African American	94	88	92	13.8	14.2	14.7	0		0	.0		.0
Hispanic/Latino	259	234	247	38.0	37.7	39.5	0		0	.0		.0
Two or More Races	50	42	42	7.3	6.8	6.7	0		0	.0		.0
White	230	212	207	33.8	34.1	33.1	0		0	.0		.0
EML	221	209	199	32.5	33.7	31.8	0		0	.0		.0
FARMS	296	235	264	43.5	37.8	42.2	0		0	.0		.0
Special Education	145	138	143	21.3	22.2	22.8	0		0	.0		.0

2021–2022 Reported Serious Incidents								
Description	Police Called		Description	Police Called		Description	Police Called	
	No	Yes		No	Yes		No	Yes
Academic Dishonesty	0	0	Drugs	0	0	Robbery, Strong-Armed	0	0
Accident	2	1	Extortion	0	0	Serious Injury	0	0
Alcohol	0	0	Fighting	0	0	Sex Related	0	1
Arrest	0	0	Fire, Not Arson	0	0	Suicide Related	0	0
Arson	0	0	Gang-Related Incident/Crime	0	0	Theft	0	0
Bomb	0	0	Hate Incident	0	0	Threat, Physical or Verbal	0	0
Bomb Threat	1	0	Malfunction, Essential Equip.	0	0	Vandalism	0	0
Bullying	0	0	Medical Assistance	5	1	Weapon	0	0
Bus	0	0	Missing Child	0	0	Weapon, Toy, Facsimile	0	0
Computer Abuse	0	0	Physical Assault/Attack	0	0	Other	0	1
Disruptive Behavior	0	2	Protective Services	0	0			

¹ Duplicated Count of Students

² Unduplicated Count of Students

³ Data suppressed (--) to comply with federal guidance (see Guidelines for Reporting Data on Page iii).

⁴ Due to the COVID-19 pandemic, the 2020–2021 suspension data is not published as the overall number of incidents was too small to be reported.

⁵ EML = Emergent Multilingual Learners, FARMS = Free and Reduced-price Meals System.

Flora M. Singer Elementary School - #770

2021–2022 Bullying Incidents ⁶		2021–2022 Drills Conducted							
Number Reported	Number Confirmed	Fire	Evacuation	Reverse Evacuation	Shelter in Place	Drop, Cover, and Hold	Severe Weather	Active Assailant	Lockdown
0	0	10	2	1	2	2	2	2	2

2021–2022 Safety Incidents Requiring Alert Status							
Fire	Evacuation	Reverse Evacuation	Shelter in Place	Drop, Cover, and Hold	Severe Weather	Active Assailant	Lockdown
1	0	0	0	0	0	0	0

School Safety Programs	
Be Well 365 Visitor Management System	

⁶ The number of reported bullying incidents may differ from the number of bullying incidents reported as a serious incident because an event is identified as a serious incident only if it results in or leads to the death or serious injury of any person on an MCPS site or conducting MCPS business; potential or actual disruption of the planned school day; or, any of the other criteria outlined in MCPS Regulation COB-RA *Reporting a Serious Incident* (see page 459). Additional information can be found in the glossary on page 445.

Sligo Creek Elementary School - #517

Cluster Name: Downcounty Consortium

500 Schuyler Road Silver Spring, MD 20910

Office Phone: (240) 740-2800

School Hours: 9:25 - 3:50

www.montgomeryschoolsmd.org/schools/slilocreekes/

Fax Number: (301) 562-2717

2021–2022 Number of Out-of-School Suspension Incidents Related to School Safety ^{1 3 5}									
	Arson Fire Explosives	Attack	Dangerous Substances	Disrespect Insubordination Disruption	Fighting	Theft	Threat	Weapons	Other
Total Incidents	0	0	0	0	0	0	0	0	0
Female	0	0	0	0	0	0	0	0	0
Male	0	0	0	0	0	0	0	0	0
Non-binary	--	--	--	--	--	--	--	--	--
Asian	0	0	0	0	0	0	0	0	0
Black or African American	0	0	0	0	0	0	0	0	0
Hispanic/Latino	0	0	0	0	0	0	0	0	0
Two or More Races	0	0	0	0	0	0	0	0	0
White	0	0	0	0	0	0	0	0	0
EML	0	0	0	0	0	0	0	0	0
FARMS	0	0	0	0	0	0	0	0	0
Special Education	0	0	0	0	0	0	0	0	0

Out-of-School Suspension Rate ^{2 3 5}												
	Total Students Enrolled			Percent Students Enrolled			Number Students Suspended			Percent Students Suspended		
	2020	2021	2022	2020	2021	2022	2020	2021	2022	2020	2021	2022
All Students	667	662	660				0	See footnote 4.	0	.0	See footnote 4	.0
Female	318	327	322	47.7	49.4	48.8	0		0	.0		.0
Male	349	335	338	52.3	50.6	51.2	0		0	.0		.0
Non-binary	--	--	--	--	--	--	--		--	--		--
Asian	--	--	--	≤5.0	≤5.0	≤5.0	0		0	.0		.0
Black or African American	165	173	174	24.7	26.1	26.4	0		0	.0		.0
Hispanic/Latino	71	72	72	10.6	10.9	10.9	0		0	.0		.0
Two or More Races	51	47	55	7.6	7.1	8.3	0		0	.0		.0
White	348	342	325	52.2	51.7	49.2	0		0	.0		.0
EML	61	81	69	9.1	12.2	10.5	0		0	.0		.0
FARMS	64	56	92	9.6	8.5	13.9	0		0	.0		.0
Special Education	65	76	63	9.7	11.5	9.5	0		0	.0		.0

2021–2022 Reported Serious Incidents								
Description	Police Called		Description	Police Called		Description	Police Called	
	No	Yes		No	Yes		No	Yes
Academic Dishonesty	0	0	Drugs	0	0	Robbery, Strong-Armed	0	0
Accident	0	0	Extortion	0	0	Serious Injury	0	0
Alcohol	0	0	Fighting	0	0	Sex Related	0	0
Arrest	0	0	Fire, Not Arson	0	0	Suicide Related	0	0
Arson	0	0	Gang-Related Incident/Crime	0	0	Theft	0	0
Bomb	0	0	Hate Incident	0	0	Threat, Physical or Verbal	1	0
Bomb Threat	0	0	Malfunction, Essential Equip.	0	0	Vandalism	0	0
Bullying	0	0	Medical Assistance	1	0	Weapon	0	0
Bus	0	0	Missing Child	0	0	Weapon, Toy, Facsimile	0	0
Computer Abuse	0	0	Physical Assault/Attack	0	0	Other	0	0
Disruptive Behavior	1	0	Protective Services	0	0			

¹ Duplicated Count of Students

² Unduplicated Count of Students

³ Data suppressed (--) to comply with federal guidance (see Guidelines for Reporting Data on Page iii).

⁴ Due to the COVID-19 pandemic, the 2020–2021 suspension data is not published as the overall number of incidents was too small to be reported.

⁵ EML = Emergent Multilingual Learners, FARMS = Free and Reduced-price Meals System.

Sligo Creek Elementary School - #517

2021–2022 Bullying Incidents ⁶		2021–2022 Drills Conducted							
Number Reported	Number Confirmed	Fire	Evacuation	Reverse Evacuation	Shelter in Place	Drop, Cover, and Hold	Severe Weather	Active Assailant	Lockdown
0	0	4	1	1	1	1	1	1	1

2021–2022 Safety Incidents Requiring Alert Status							
Fire	Evacuation	Reverse Evacuation	Shelter in Place	Drop, Cover, and Hold	Severe Weather	Active Assailant	Lockdown
0	0	0	0	0	0	0	0

School Safety Programs	
Be Well 365 Visitor Management System	

⁶ The number of reported bullying incidents may differ from the number of bullying incidents reported as a serious incident because an event is identified as a serious incident only if it results in or leads to the death or serious injury of any person on an MCPS site or conducting MCPS business; potential or actual disruption of the planned school day; or, any of the other criteria outlined in MCPS Regulation COB-RA *Reporting a Serious Incident* (see page 459). Additional information can be found in the glossary on page 445.

Snowden Farm Elementary School - #347

Cluster Name: Clarksburg, Damascus

22500 Sweetspire Drive Clarksburg, MD 20871

Office Phone: (240) 740-5800

School Hours: 9:00 - 3:25

www.montgomeryschoolsmd.org/schools/snowdenfarms/

Fax Number: (301) 972-1050

2021–2022 Number of Out-of-School Suspension Incidents Related to School Safety ^{1 3 5}									
	Arson Fire Explosives	Attack	Dangerous Substances	Disrespect Insubordination Disruption	Fighting	Theft	Threat	Weapons	Other
Total Incidents	0	0	0	0	0	0	0	0	0
Female	0	0	0	0	0	0	0	0	0
Male	0	0	0	0	0	0	0	0	0
Non-binary	--	--	--	--	--	--	--	--	--
Asian	0	0	0	0	0	0	0	0	0
Black or African American	0	0	0	0	0	0	0	0	0
Hispanic/Latino	0	0	0	0	0	0	0	0	0
Two or More Races	0	0	0	0	0	0	0	0	0
White	0	0	0	0	0	0	0	0	0
EML	0	0	0	0	0	0	0	0	0
FARMS	0	0	0	0	0	0	0	0	0
Special Education	0	0	0	0	0	0	0	0	0

Out-of-School Suspension Rate ^{2 3 5}												
	Total Students Enrolled			Percent Students Enrolled			Number Students Suspended			Percent Students Suspended		
	2020	2021	2022	2020	2021	2022	2020	2021	2022	2020	2021	2022
All Students	646	756	744				1	See footnote 4.	0	.2	See footnote 4	.0
Female	299	349	340	46.3	46.2	45.7	0		0	.0		.0
Male	347	407	404	53.7	53.8	54.3	1		0	.3		.0
Non-binary	--	--	--	--	--	--	--		--	--		--
Asian	309	354	349	47.8	46.8	46.9	0		0	.0		.0
Black or African American	128	162	161	19.8	21.4	21.6	1		0	.8		.0
Hispanic/Latino	66	81	79	10.2	10.7	10.6	0		0	.0		.0
Two or More Races	--	--	--	≤5.0	≤5.0	≤5.0	0		0	.0		.0
White	114	120	115	17.6	15.9	15.5	0		0	.0		.0
EML	63	121	72	9.8	16.0	9.7	0		0	.0		.0
FARMS	87	96	112	13.5	12.7	15.1	1		0	1.2		.0
Special Education	66	74	80	10.2	9.8	10.8	1		0	1.7		.0

2021–2022 Reported Serious Incidents								
Description	Police Called		Description	Police Called		Description	Police Called	
	No	Yes		No	Yes		No	Yes
Academic Dishonesty	0	0	Drugs	0	0	Robbery, Strong-Armed	0	0
Accident	0	0	Extortion	0	0	Serious Injury	0	0
Alcohol	0	0	Fighting	0	0	Sex Related	0	0
Arrest	0	0	Fire, Not Arson	0	0	Suicide Related	0	2
Arson	0	0	Gang-Related Incident/Crime	0	0	Theft	0	0
Bomb	0	0	Hate Incident	0	1	Threat, Physical or Verbal	0	0
Bomb Threat	0	0	Malfunction, Essential Equip.	0	0	Vandalism	0	2
Bullying	0	0	Medical Assistance	4	0	Weapon	0	0
Bus	0	0	Missing Child	0	0	Weapon, Toy, Facsimile	0	0
Computer Abuse	0	0	Physical Assault/Attack	0	2	Other	0	0
Disruptive Behavior	1	3	Protective Services	0	0			

¹ Duplicated Count of Students

² Unduplicated Count of Students

³ Data suppressed (--) to comply with federal guidance (see Guidelines for Reporting Data on Page iii).

⁴ Due to the COVID-19 pandemic, the 2020–2021 suspension data is not published as the overall number of incidents was too small to be reported.

⁵ EML = Emergent Multilingual Learners, FARMS = Free and Reduced-price Meals System.

Snowden Farm Elementary School - #347

2021–2022 Bullying Incidents ⁶		2021–2022 Drills Conducted							
Number Reported	Number Confirmed	Fire	Evacuation	Reverse Evacuation	Shelter in Place	Drop, Cover, and Hold	Severe Weather	Active Assailant	Lockdown
0	0	5	1	1	1	1	0	0	1

2021–2022 Safety Incidents Requiring Alert Status							
Fire	Evacuation	Reverse Evacuation	Shelter in Place	Drop, Cover, and Hold	Severe Weather	Active Assailant	Lockdown
0	0	0	0	0	0	0	0

School Safety Programs	
Be Well 365 Visitor Management System	

⁶ The number of reported bullying incidents may differ from the number of bullying incidents reported as a serious incident because an event is identified as a serious incident only if it results in or leads to the death or serious injury of any person on an MCPS site or conducting MCPS business; potential or actual disruption of the planned school day; or, any of the other criteria outlined in MCPS Regulation COB-RA *Reporting a Serious Incident* (see page 459). Additional information can be found in the glossary on page 445.

Somerset Elementary School - #405

Cluster Name: Bethesda-Chevy Chase

5811 Warwick Place Chevy Chase, MD 20815

Office Phone: (240) 740-1100

School Hours: 9:00 - 3:25

www.montgomeryschoolsmd.org/schools/somersetes/

Fax Number: (301) 657-4907

2021–2022 Number of Out-of-School Suspension Incidents Related to School Safety ^{1 3 5}									
	Arson Fire Explosives	Attack	Dangerous Substances	Disrespect Insubordination Disruption	Fighting	Theft	Threat	Weapons	Other
Total Incidents	0	0	0	0	0	0	0	0	0
Female	0	0	0	0	0	0	0	0	0
Male	0	0	0	0	0	0	0	0	0
Non-binary	--	--	--	--	--	--	--	--	--
Asian	0	0	0	0	0	0	0	0	0
Black or African American	0	0	0	0	0	0	0	0	0
Hispanic/Latino	0	0	0	0	0	0	0	0	0
Two or More Races	0	0	0	0	0	0	0	0	0
White	0	0	0	0	0	0	0	0	0
EML	0	0	0	0	0	0	0	0	0
FARMS	0	0	0	0	0	0	0	0	0
Special Education	0	0	0	0	0	0	0	0	0

Out-of-School Suspension Rate ^{2 3 5}												
	Total Students Enrolled			Percent Students Enrolled			Number Students Suspended			Percent Students Suspended		
	2020	2021	2022	2020	2021	2022	2020	2021	2022	2020	2021	2022
All Students	596	496	438				0	See footnote 4.	0	.0	See footnote 4	.0
Female	308	261	220	51.7	52.6	50.2	0		0	.0		.0
Male	288	235	218	48.3	47.4	49.8	0		0	.0		.0
Non-binary	--	--	--	--	--	--	--		--	--		--
Asian	59	59	42	9.9	11.9	9.6	0		0	.0		.0
Black or African American	46	40	47	7.7	8.1	10.7	0		0	.0		.0
Hispanic/Latino	77	73	73	12.9	14.7	16.7	0		0	.0		.0
Two or More Races	49	37	26	8.2	7.5	5.9	0		0	.0		.0
White	364	285	248	61.1	57.5	56.6	0		0	.0		.0
EML	126	137	95	21.1	27.6	21.7	0		0	.0		.0
FARMS	59	63	64	9.9	12.7	14.6	0		0	.0		.0
Special Education	50	46	43	8.4	9.3	9.8	0		0	.0		.0

2021–2022 Reported Serious Incidents								
Description	Police Called		Description	Police Called		Description	Police Called	
	No	Yes		No	Yes		No	Yes
Academic Dishonesty	0	0	Drugs	0	0	Robbery, Strong-Armed	0	0
Accident	0	0	Extortion	0	0	Serious Injury	0	0
Alcohol	0	0	Fighting	0	0	Sex Related	0	0
Arrest	0	0	Fire, Not Arson	0	0	Suicide Related	0	0
Arson	0	0	Gang-Related Incident/Crime	0	0	Theft	0	1
Bomb	0	0	Hate Incident	0	0	Threat, Physical or Verbal	0	0
Bomb Threat	0	0	Malfunction, Essential Equip.	0	0	Vandalism	0	0
Bullying	0	0	Medical Assistance	0	0	Weapon	0	1
Bus	0	0	Missing Child	0	0	Weapon, Toy, Facsimile	0	0
Computer Abuse	0	0	Physical Assault/Attack	0	0	Other	0	1
Disruptive Behavior	1	0	Protective Services	0	0			

¹ Duplicated Count of Students

² Unduplicated Count of Students

³ Data suppressed (--) to comply with federal guidance (see Guidelines for Reporting Data on Page iii).

⁴ Due to the COVID-19 pandemic, the 2020–2021 suspension data is not published as the overall number of incidents was too small to be reported.

⁵ EML = Emergent Multilingual Learners, FARMS = Free and Reduced-price Meals System.

Somerset Elementary School - #405

2021–2022 Bullying Incidents ⁶		2021–2022 Drills Conducted							
Number Reported	Number Confirmed	Fire	Evacuation	Reverse Evacuation	Shelter in Place	Drop, Cover, and Hold	Severe Weather	Active Assailant	Lockdown
0	0	5	1	1	1	1	1	1	1

2021–2022 Safety Incidents Requiring Alert Status							
Fire	Evacuation	Reverse Evacuation	Shelter in Place	Drop, Cover, and Hold	Severe Weather	Active Assailant	Lockdown
0	0	0	0	0	0	0	0

School Safety Programs	
Be Well 365 Visitor Management System	

⁶ The number of reported bullying incidents may differ from the number of bullying incidents reported as a serious incident because an event is identified as a serious incident only if it results in or leads to the death or serious injury of any person on an MCPS site or conducting MCPS business; potential or actual disruption of the planned school day; or, any of the other criteria outlined in MCPS Regulation COB-RA *Reporting a Serious Incident* (see page 459). Additional information can be found in the glossary on page 445.

South Lake Elementary School - #564

Cluster Name: Watkins Mill

18100 Washington Grove Lane Gaithersburg, MD 20877

Office Phone: (240) 740-7330

School Hours: 9:00 - 3:25

www.montgomeryschoolsmd.org/schools/southlakees/

Fax Number: (301) 840-4549

2021–2022 Number of Out-of-School Suspension Incidents Related to School Safety ^{1 3 5}									
	Arson Fire Explosives	Attack	Dangerous Substances	Disrespect Insubordination Disruption	Fighting	Theft	Threat	Weapons	Other
Total Incidents	0	0	0	0	0	0	0	0	0
Female	0	0	0	0	0	0	0	0	0
Male	0	0	0	0	0	0	0	0	0
Non-binary	--	--	--	--	--	--	--	--	--
Asian	0	0	0	0	0	0	0	0	0
Black or African American	0	0	0	0	0	0	0	0	0
Hispanic/Latino	0	0	0	0	0	0	0	0	0
Two or More Races	0	0	0	0	0	0	0	0	0
White	--	--	--	--	--	--	--	--	--
EML	0	0	0	0	0	0	0	0	0
FARMS	0	0	0	0	0	0	0	0	0
Special Education	0	0	0	0	0	0	0	0	0

Out-of-School Suspension Rate ^{2 3 5}												
	Total Students Enrolled			Percent Students Enrolled			Number Students Suspended			Percent Students Suspended		
	2020	2021	2022	2020	2021	2022	2020	2021	2022	2020	2021	2022
All Students	885	823	822				0	See footnote 4.	0	.0	See footnote 4	.0
Female	393	378	405	44.4	45.9	49.3	0		0	.0		.0
Male	492	445	417	55.6	54.1	50.7	0		0	.0		.0
Non-binary	--	--	--	--	--	--	--		--	--		--
Asian	49	44	--	5.5	5.3	≤5.0	0		0	.0		.0
Black or African American	171	153	148	19.3	18.6	18.0	0		0	.0		.0
Hispanic/Latino	631	593	614	71.3	72.1	74.7	0		0	.0		.0
Two or More Races	--	--	--	≤5.0	≤5.0	≤5.0	0		0	.0		.0
White	--	--	--	≤5.0	--	--	0		--	.0		--
EML	544	530	465	61.5	64.4	56.6	0		0	.0		.0
FARMS	750	675	671	84.7	82.0	81.6	0		0	.0		.0
Special Education	73	80	70	8.2	9.7	8.5	0		0	.0		.0

2021–2022 Reported Serious Incidents								
Description	Police Called		Description	Police Called		Description	Police Called	
	No	Yes		No	Yes		No	Yes
Academic Dishonesty	0	0	Drugs	0	0	Robbery, Strong-Armed	0	0
Accident	0	0	Extortion	0	0	Serious Injury	0	0
Alcohol	0	0	Fighting	0	0	Sex Related	1	0
Arrest	0	0	Fire, Not Arson	0	0	Suicide Related	0	0
Arson	0	0	Gang-Related Incident/Crime	0	0	Theft	0	1
Bomb	0	0	Hate Incident	0	0	Threat, Physical or Verbal	2	0
Bomb Threat	1	0	Malfunction, Essential Equip.	0	0	Vandalism	0	0
Bullying	0	0	Medical Assistance	3	1	Weapon	0	1
Bus	0	0	Missing Child	0	0	Weapon, Toy, Facsimile	0	0
Computer Abuse	0	1	Physical Assault/Attack	0	0	Other	0	0
Disruptive Behavior	2	0	Protective Services	0	0			

¹ Duplicated Count of Students

² Unduplicated Count of Students

³ Data suppressed (--) to comply with federal guidance (see Guidelines for Reporting Data on Page iii).

⁴ Due to the COVID-19 pandemic, the 2020–2021 suspension data is not published as the overall number of incidents was too small to be reported.

⁵ EML = Emergent Multilingual Learners, FARMS = Free and Reduced-price Meals System.

South Lake Elementary School - #564

2021–2022 Bullying Incidents ⁶		2021–2022 Drills Conducted							
Number Reported	Number Confirmed	Fire	Evacuation	Reverse Evacuation	Shelter in Place	Drop, Cover, and Hold	Severe Weather	Active Assailant	Lockdown
0	0	5	1	1	1	0	1	1	1

2021–2022 Safety Incidents Requiring Alert Status							
Fire	Evacuation	Reverse Evacuation	Shelter in Place	Drop, Cover, and Hold	Severe Weather	Active Assailant	Lockdown
1	0	0	0	0	0	0	0

School Safety Programs
Be Well 365 Linkages to Learning Visitor Management System

⁶ The number of reported bullying incidents may differ from the number of bullying incidents reported as a serious incident because an event is identified as a serious incident only if it results in or leads to the death or serious injury of any person on an MCPS site or conducting MCPS business; potential or actual disruption of the planned school day; or, any of the other criteria outlined in MCPS Regulation COB-RA *Reporting a Serious Incident* (see page 459). Additional information can be found in the glossary on page 445.

Stedwick Elementary School - #568

Cluster Name: Watkins Mill

10631 Stedwick Road Gaithersburg, MD 20886

Office Phone: (301) 840-7187

School Hours: 9:25 - 3:50

www.montgomeryschoolsmd.org/schools/stedwickes/

Fax Number: (301) 548-7532

2021–2022 Number of Out-of-School Suspension Incidents Related to School Safety ^{1 3 5}									
	Arson Fire Explosives	Attack	Dangerous Substances	Disrespect Insubordination Disruption	Fighting	Theft	Threat	Weapons	Other
Total Incidents	0	2	0	1	0	0	0	0	0
Female	0	0	0	0	0	0	0	0	0
Male	0	2	0	1	0	0	0	0	0
Non-binary	--	--	--	--	--	--	--	--	--
Asian	0	0	0	0	0	0	0	0	0
Black or African American	0	0	0	1	0	0	0	0	0
Hispanic/Latino	0	0	0	0	0	0	0	0	0
Two or More Races	0	0	0	0	0	0	0	0	0
White	0	2	0	0	0	0	0	0	0
EML	0	0	0	0	0	0	0	0	0
FARMS	0	2	0	1	0	0	0	0	0
Special Education	0	2	0	0	0	0	0	0	0

Out-of-School Suspension Rate ^{2 3 5}												
	Total Students Enrolled			Percent Students Enrolled			Number Students Suspended			Percent Students Suspended		
	2020	2021	2022	2020	2021	2022	2020	2021	2022	2020	2021	2022
All Students	550	520	525				1	See footnote 4.	2	.2	See footnote 4	.4
Female	282	276	289	51.3	53.1	55.0	1		2	.4		.7
Male	268	244	236	48.7	46.9	45.0	0		0	.0		.0
Non-binary	--	--	--	--	--	--	--		--	--		--
Asian	33	32	28	6.0	6.2	5.3	0		0	.0		.0
Black or African American	154	155	166	28.0	29.8	31.6	1		1	.7		.7
Hispanic/Latino	280	266	264	50.9	51.2	50.3	0		0	.0		.0
Two or More Races	--	--	--	≤5.0	≤5.0	≤5.0	0		0	.0		.0
White	55	43	42	10.0	8.3	8.0	0		1	.0		2.6
EML	219	216	187	39.8	41.5	35.6	0		0	.0		.0
FARMS	354	264	348	64.4	50.8	66.3	1		2	.3		.6
Special Education	90	86	88	16.4	16.5	16.8	0		1	.0		1.3

2021–2022 Reported Serious Incidents								
Description	Police Called		Description	Police Called		Description	Police Called	
	No	Yes		No	Yes		No	Yes
Academic Dishonesty	0	0	Drugs	0	0	Robbery, Strong-Armed	0	0
Accident	0	0	Extortion	0	0	Serious Injury	0	0
Alcohol	0	0	Fighting	0	0	Sex Related	0	0
Arrest	0	0	Fire, Not Arson	0	0	Suicide Related	0	0
Arson	0	0	Gang-Related Incident/Crime	0	0	Theft	0	0
Bomb	0	0	Hate Incident	0	0	Threat, Physical or Verbal	0	0
Bomb Threat	0	0	Malfunction, Essential Equip.	0	0	Vandalism	0	0
Bullying	0	0	Medical Assistance	1	0	Weapon	0	0
Bus	0	0	Missing Child	0	0	Weapon, Toy, Facsimile	0	0
Computer Abuse	0	0	Physical Assault/Attack	0	0	Other	0	0
Disruptive Behavior	0	1	Protective Services	0	0			

¹ Duplicated Count of Students

² Unduplicated Count of Students

³ Data suppressed (--) to comply with federal guidance (see Guidelines for Reporting Data on Page iii).

⁴ Due to the COVID-19 pandemic, the 2020–2021 suspension data is not published as the overall number of incidents was too small to be reported.

⁵ EML = Emergent Multilingual Learners, FARMS = Free and Reduced-price Meals System.

Stedwick Elementary School - #568

2021–2022 Bullying Incidents ⁶		2021–2022 Drills Conducted							
Number Reported	Number Confirmed	Fire	Evacuation	Reverse Evacuation	Shelter in Place	Drop, Cover, and Hold	Severe Weather	Active Assailant	Lockdown
4	3	5	1	1	1	1	1	1	1

2021–2022 Safety Incidents Requiring Alert Status							
Fire	Evacuation	Reverse Evacuation	Shelter in Place	Drop, Cover, and Hold	Severe Weather	Active Assailant	Lockdown
0	0	0	0	0	0	0	0

School Safety Programs	
Be Well 365 Visitor Management System	

⁶ The number of reported bullying incidents may differ from the number of bullying incidents reported as a serious incident because an event is identified as a serious incident only if it results in or leads to the death or serious injury of any person on an MCPS site or conducting MCPS business; potential or actual disruption of the planned school day; or, any of the other criteria outlined in MCPS Regulation COB-RA *Reporting a Serious Incident* (see page 459). Additional information can be found in the glossary on page 445.

Stone Mill Elementary School - #653

Cluster Name: Thomas S. Wootton

14323 Stonebridge View Drive North Potomac, MD 20878

Office Phone: (240) 740-5450

School Hours: 9:25 - 3:50

www.montgomeryschoolsmd.org/schools/stonemilles/

Fax Number: (240) 740-5458

2021–2022 Number of Out-of-School Suspension Incidents Related to School Safety ^{1 3 5}									
	Arson Fire Explosives	Attack	Dangerous Substances	Disrespect Insubordination Disruption	Fighting	Theft	Threat	Weapons	Other
Total Incidents	0	0	0	0	0	0	0	0	0
Female	0	0	0	0	0	0	0	0	0
Male	0	0	0	0	0	0	0	0	0
Non-binary	--	--	--	--	--	--	--	--	--
Asian	0	0	0	0	0	0	0	0	0
Black or African American	0	0	0	0	0	0	0	0	0
Hispanic/Latino	0	0	0	0	0	0	0	0	0
Two or More Races	0	0	0	0	0	0	0	0	0
White	0	0	0	0	0	0	0	0	0
EML	0	0	0	0	0	0	0	0	0
FARMS	0	0	0	0	0	0	0	0	0
Special Education	0	0	0	0	0	0	0	0	0

Out-of-School Suspension Rate ^{2 3 5}												
	Total Students Enrolled			Percent Students Enrolled			Number Students Suspended			Percent Students Suspended		
	2020	2021	2022	2020	2021	2022	2020	2021	2022	2020	2021	2022
All Students	607	547	575				0	See footnote 4.	0	.0	See footnote 4	.0
Female	296	260	266	48.8	47.5	46.3	0		0	.0		.0
Male	311	287	309	51.2	52.5	53.7	0		0	.0		.0
Non-binary	--	--	--	--	--	--	--		--	--		--
Asian	278	260	267	45.8	47.5	46.4	0		0	.0		.0
Black or African American	86	77	79	14.2	14.1	13.7	0		0	.0		.0
Hispanic/Latino	53	47	58	8.7	8.6	10.1	0		0	.0		.0
Two or More Races	32	33	44	5.3	6.0	7.7	0		0	.0		.0
White	158	130	126	26.0	23.8	21.9	0		0	.0		.0
EML	89	124	104	14.7	22.7	18.1	0		0	.0		.0
FARMS	65	50	64	10.7	9.1	11.1	0		0	.0		.0
Special Education	111	82	109	18.3	15.0	19.0	0		0	.0		.0

2021–2022 Reported Serious Incidents								
Description	Police Called		Description	Police Called		Description	Police Called	
	No	Yes		No	Yes		No	Yes
Academic Dishonesty	0	0	Drugs	0	0	Robbery, Strong-Armed	0	0
Accident	0	0	Extortion	0	0	Serious Injury	0	0
Alcohol	0	0	Fighting	0	0	Sex Related	0	0
Arrest	0	0	Fire, Not Arson	0	0	Suicide Related	0	0
Arson	0	0	Gang-Related Incident/Crime	0	0	Theft	0	0
Bomb	0	0	Hate Incident	0	0	Threat, Physical or Verbal	0	0
Bomb Threat	0	0	Malfunction, Essential Equip.	0	0	Vandalism	0	0
Bullying	0	0	Medical Assistance	1	0	Weapon	0	0
Bus	0	0	Missing Child	0	0	Weapon, Toy, Facsimile	0	0
Computer Abuse	0	0	Physical Assault/Attack	0	0	Other	0	1
Disruptive Behavior	0	0	Protective Services	0	0			

¹ Duplicated Count of Students

² Unduplicated Count of Students

³ Data suppressed (--) to comply with federal guidance (see Guidelines for Reporting Data on Page iii).

⁴ Due to the COVID-19 pandemic, the 2020–2021 suspension data is not published as the overall number of incidents was too small to be reported.

⁵ EML = Emergent Multilingual Learners, FARMS = Free and Reduced-price Meals System.

Stone Mill Elementary School - #653

2021–2022 Bullying Incidents ⁶		2021–2022 Drills Conducted							
Number Reported	Number Confirmed	Fire	Evacuation	Reverse Evacuation	Shelter in Place	Drop, Cover, and Hold	Severe Weather	Active Assailant	Lockdown
0	0	5	1	1	1	1	1	0	1

2021–2022 Safety Incidents Requiring Alert Status							
Fire	Evacuation	Reverse Evacuation	Shelter in Place	Drop, Cover, and Hold	Severe Weather	Active Assailant	Lockdown
0	0	0	0	0	0	0	0

School Safety Programs	
Be Well 365 Visitor Management System	

⁶ The number of reported bullying incidents may differ from the number of bullying incidents reported as a serious incident because an event is identified as a serious incident only if it results in or leads to the death or serious injury of any person on an MCPS site or conducting MCPS business; potential or actual disruption of the planned school day; or, any of the other criteria outlined in MCPS Regulation COB-RA *Reporting a Serious Incident* (see page 459). Additional information can be found in the glossary on page 445.

Stonegate Elementary School - #316

Cluster Name: Northeast Consortium

15101 Bauer Drive Rockville, MD 20853

Office Phone: (240) 740-7340

School Hours: 9:00 - 3:25

www.montgomeryschoolsmd.org/schools/stonegatees/

Fax Number: (301) 989-5671

2021–2022 Number of Out-of-School Suspension Incidents Related to School Safety ^{1 3 5}									
	Arson Fire Explosives	Attack	Dangerous Substances	Disrespect Insubordination Disruption	Fighting	Theft	Threat	Weapons	Other
Total Incidents	0	1	0	0	0	0	0	0	0
Female	0	0	0	0	0	0	0	0	0
Male	0	1	0	0	0	0	0	0	0
Non-binary	--	--	--	--	--	--	--	--	--
Asian	0	1	0	0	0	0	0	0	0
Black or African American	0	0	0	0	0	0	0	0	0
Hispanic/Latino	0	0	0	0	0	0	0	0	0
Two or More Races	0	0	0	0	0	0	0	0	0
White	0	0	0	0	0	0	0	0	0
EML	0	0	0	0	0	0	0	0	0
FARMS	0	1	0	0	0	0	0	0	0
Special Education	0	0	0	0	0	0	0	0	0

Out-of-School Suspension Rate ^{2 3 5}												
	Total Students Enrolled			Percent Students Enrolled			Number Students Suspended			Percent Students Suspended		
	2020	2021	2022	2020	2021	2022	2020	2021	2022	2020	2021	2022
All Students	516	496	505				0	See footnote 4.	1	.0	See footnote 4	.2
Female	244	241	238	47.3	48.6	47.1	0		1	.0		.4
Male	272	255	267	52.7	51.4	52.9	0		0	.0		.0
Non-binary	--	--	--	--	--	--	--		--	--		--
Asian	75	78	67	14.5	15.7	13.3	0		1	.0		1.5
Black or African American	172	186	177	33.3	37.5	35.0	0		0	.0		.0
Hispanic/Latino	120	115	133	23.3	23.2	26.3	0		0	.0		.0
Two or More Races	48	38	37	9.3	7.7	7.3	0		0	.0		.0
White	99	77	89	19.2	15.5	17.6	0		0	.0		.0
EML	69	92	69	13.4	18.5	13.7	0		1	.0		1.4
FARMS	140	108	134	27.1	21.8	26.5	0		1	.0		.7
Special Education	88	79	74	17.1	15.9	14.7	0		0	.0		.0

2021–2022 Reported Serious Incidents								
Description	Police Called		Description	Police Called		Description	Police Called	
	No	Yes		No	Yes		No	Yes
Academic Dishonesty	0	0	Drugs	0	0	Robbery, Strong-Armed	0	0
Accident	1	0	Extortion	0	0	Serious Injury	0	0
Alcohol	0	0	Fighting	0	0	Sex Related	1	0
Arrest	0	0	Fire, Not Arson	0	0	Suicide Related	0	0
Arson	0	0	Gang-Related Incident/Crime	0	0	Theft	0	0
Bomb	0	0	Hate Incident	0	0	Threat, Physical or Verbal	0	0
Bomb Threat	0	0	Malfunction, Essential Equip.	0	0	Vandalism	0	0
Bullying	0	0	Medical Assistance	0	0	Weapon	0	0
Bus	0	0	Missing Child	0	1	Weapon, Toy, Facsimile	0	0
Computer Abuse	0	0	Physical Assault/Attack	0	0	Other	0	0
Disruptive Behavior	0	0	Protective Services	0	0			

¹ Duplicated Count of Students

² Unduplicated Count of Students

³ Data suppressed (--) to comply with federal guidance (see Guidelines for Reporting Data on Page iii).

⁴ Due to the COVID-19 pandemic, the 2020–2021 suspension data is not published as the overall number of incidents was too small to be reported.

⁵ EML = Emergent Multilingual Learners, FARMS = Free and Reduced-price Meals System.

Stonegate Elementary School - #316

2021–2022 Bullying Incidents ⁶		2021–2022 Drills Conducted							
Number Reported	Number Confirmed	Fire	Evacuation	Reverse Evacuation	Shelter in Place	Drop, Cover, and Hold	Severe Weather	Active Assailant	Lockdown
0	0	7	0	0	1	1	1	0	1

2021–2022 Safety Incidents Requiring Alert Status							
Fire	Evacuation	Reverse Evacuation	Shelter in Place	Drop, Cover, and Hold	Severe Weather	Active Assailant	Lockdown
0	0	0	0	0	0	0	0

School Safety Programs	
Be Well 365 Visitor Management System	

⁶ The number of reported bullying incidents may differ from the number of bullying incidents reported as a serious incident because an event is identified as a serious incident only if it results in or leads to the death or serious injury of any person on an MCPS site or conducting MCPS business; potential or actual disruption of the planned school day; or, any of the other criteria outlined in MCPS Regulation COB-RA *Reporting a Serious Incident* (see page 459). Additional information can be found in the glossary on page 445.

Strathmore Elementary School - #822

Cluster Name: Downcounty Consortium

3200 Beaverwood Lane Silver Spring, MD 20906

Office Phone: (240) 740-5760

School Hours: 9:00 - 3:25

www.montgomeryschoolsmd.org/schools/strathmorees/

Fax Number: (301) 460-2137

2021–2022 Number of Out-of-School Suspension Incidents Related to School Safety ^{1 3 5}									
	Arson Fire Explosives	Attack	Dangerous Substances	Disrespect Insubordination Disruption	Fighting	Theft	Threat	Weapons	Other
Total Incidents	0	0	0	0	0	0	0	0	0
Female	0	0	0	0	0	0	0	0	0
Male	0	0	0	0	0	0	0	0	0
Non-binary	--	--	--	--	--	--	--	--	--
Asian	0	0	0	0	0	0	0	0	0
Black or African American	0	0	0	0	0	0	0	0	0
Hispanic/Latino	0	0	0	0	0	0	0	0	0
Two or More Races	0	0	0	0	0	0	0	0	0
White	0	0	0	0	0	0	0	0	0
EML	0	0	0	0	0	0	0	0	0
FARMS	0	0	0	0	0	0	0	0	0
Special Education	0	0	0	0	0	0	0	0	0

Out-of-School Suspension Rate ^{2 3 5}												
	Total Students Enrolled			Percent Students Enrolled			Number Students Suspended			Percent Students Suspended		
	2020	2021	2022	2020	2021	2022	2020	2021	2022	2020	2021	2022
All Students	479	487	472				4	See footnote 4.	0	.8	See footnote 4	.0
Female	218	222	225	45.5	45.6	47.7	0		0	.0		.0
Male	261	265	247	54.5	54.4	52.3	4		0	1.5		.0
Non-binary	--	--	--	--	--	--	--		--	--		--
Asian	--	27	25	≤5.0	5.5	5.3	1		0	4.5		.0
Black or African American	178	179	160	37.2	36.8	33.9	2		0	1.1		.0
Hispanic/Latino	217	234	235	45.3	48.0	49.8	1		0	.5		.0
Two or More Races	--	--	--	≤5.0	≤5.0	≤5.0	0		0	.0		.0
White	46	35	37	9.6	7.2	7.8	0		0	.0		.0
EML	193	219	213	40.3	45.0	45.1	2		0	1.1		.0
FARMS	319	277	320	66.6	56.9	67.8	3		0	.9		.0
Special Education	60	61	51	12.5	12.5	10.8	1		0	1.6		.0

2021–2022 Reported Serious Incidents								
Description	Police Called		Description	Police Called		Description	Police Called	
	No	Yes		No	Yes		No	Yes
Academic Dishonesty	0	0	Drugs	0	0	Robbery, Strong-Armed	0	0
Accident	0	0	Extortion	0	0	Serious Injury	0	0
Alcohol	0	0	Fighting	0	0	Sex Related	0	0
Arrest	0	0	Fire, Not Arson	0	0	Suicide Related	0	0
Arson	0	0	Gang-Related Incident/Crime	0	0	Theft	0	0
Bomb	0	0	Hate Incident	0	0	Threat, Physical or Verbal	0	0
Bomb Threat	0	0	Malfunction, Essential Equip.	1	0	Vandalism	0	0
Bullying	0	0	Medical Assistance	4	0	Weapon	0	1
Bus	0	0	Missing Child	0	0	Weapon, Toy, Facsimile	0	0
Computer Abuse	0	0	Physical Assault/Attack	0	0	Other	0	0
Disruptive Behavior	0	1	Protective Services	0	0			

¹ Duplicated Count of Students

² Unduplicated Count of Students

³ Data suppressed (--) to comply with federal guidance (see Guidelines for Reporting Data on Page iii).

⁴ Due to the COVID-19 pandemic, the 2020–2021 suspension data is not published as the overall number of incidents was too small to be reported.

⁵ EML = Emergent Multilingual Learners, FARMS = Free and Reduced-price Meals System.

Strathmore Elementary School - #822

2021–2022 Bullying Incidents ⁶		2021–2022 Drills Conducted							
Number Reported	Number Confirmed	Fire	Evacuation	Reverse Evacuation	Shelter in Place	Drop, Cover, and Hold	Severe Weather	Active Assailant	Lockdown
0	0	5	1	1	1	1	1	1	1

2021–2022 Safety Incidents Requiring Alert Status							
Fire	Evacuation	Reverse Evacuation	Shelter in Place	Drop, Cover, and Hold	Severe Weather	Active Assailant	Lockdown
0	0	0	0	0	0	0	0

School Safety Programs	
Be Well 365 Visitor Management System	

⁶ The number of reported bullying incidents may differ from the number of bullying incidents reported as a serious incident because an event is identified as a serious incident only if it results in or leads to the death or serious injury of any person on an MCPS site or conducting MCPS business; potential or actual disruption of the planned school day; or, any of the other criteria outlined in MCPS Regulation COB-RA *Reporting a Serious Incident* (see page 459). Additional information can be found in the glossary on page 445.

Strawberry Knoll Elementary School - #569

Cluster Name: Gaithersburg

18820 Strawberry Knoll Road Gaithersburg, MD 20879

Office Phone: (301) 840-7112

School Hours: 9:00 - 3:25

www.montgomeryschoolsmd.org/schools/strawberryknoll/

Fax Number: (301) 840-7114

2021–2022 Number of Out-of-School Suspension Incidents Related to School Safety ^{1 3 5}									
	Arson Fire Explosives	Attack	Dangerous Substances	Disrespect Insubordination Disruption	Fighting	Theft	Threat	Weapons	Other
Total Incidents	0	0	0	0	0	0	0	0	0
Female	0	0	0	0	0	0	0	0	0
Male	0	0	0	0	0	0	0	0	0
Non-binary	--	--	--	--	--	--	--	--	--
Asian	0	0	0	0	0	0	0	0	0
Black or African American	0	0	0	0	0	0	0	0	0
Hispanic/Latino	0	0	0	0	0	0	0	0	0
Two or More Races	0	0	0	0	0	0	0	0	0
White	0	0	0	0	0	0	0	0	0
EML	0	0	0	0	0	0	0	0	0
FARMS	0	0	0	0	0	0	0	0	0
Special Education	0	0	0	0	0	0	0	0	0

Out-of-School Suspension Rate ^{2 3 5}												
	Total Students Enrolled			Percent Students Enrolled			Number Students Suspended			Percent Students Suspended		
	2020	2021	2022	2020	2021	2022	2020	2021	2022	2020	2021	2022
All Students	671	607	625				1	See footnote 4.	0	.2	See footnote 4	.0
Female	315	282	279	46.9	46.5	44.6	0		0	.0		.0
Male	356	325	346	53.1	53.5	55.4	1		0	.3		.0
Non-binary	--	--	--	--	--	--	--		--	--		--
Asian	73	66	69	10.9	10.9	11.0	0		0	.0		.0
Black or African American	172	162	174	25.6	26.7	27.8	0		0	.0		.0
Hispanic/Latino	305	284	290	45.5	46.8	46.4	1		0	.4		.0
Two or More Races	41	34	--	6.1	5.6	≤5.0	0		0	.0		.0
White	78	60	63	11.6	9.9	10.1	0		0	.0		.0
EML	156	157	132	23.2	25.9	21.1	0		0	.0		.0
FARMS	319	239	316	47.5	39.4	50.6	1		0	.4		.0
Special Education	143	112	130	21.3	18.5	20.8	1		0	1.4		.0

2021–2022 Reported Serious Incidents								
Description	Police Called		Description	Police Called		Description	Police Called	
	No	Yes		No	Yes		No	Yes
Academic Dishonesty	0	0	Drugs	0	0	Robbery, Strong-Armed	0	0
Accident	0	0	Extortion	0	0	Serious Injury	0	0
Alcohol	0	0	Fighting	0	0	Sex Related	1	0
Arrest	0	0	Fire, Not Arson	0	0	Suicide Related	0	0
Arson	0	0	Gang-Related Incident/Crime	0	0	Theft	0	0
Bomb	0	0	Hate Incident	0	0	Threat, Physical or Verbal	0	0
Bomb Threat	1	0	Malfunction, Essential Equip.	1	0	Vandalism	0	0
Bullying	0	0	Medical Assistance	4	0	Weapon	0	1
Bus	0	0	Missing Child	0	0	Weapon, Toy, Facsimile	0	0
Computer Abuse	0	0	Physical Assault/Attack	0	0	Other	0	0
Disruptive Behavior	0	0	Protective Services	0	0			

¹ Duplicated Count of Students

² Unduplicated Count of Students

³ Data suppressed (--) to comply with federal guidance (see Guidelines for Reporting Data on Page iii).

⁴ Due to the COVID-19 pandemic, the 2020–2021 suspension data is not published as the overall number of incidents was too small to be reported.

⁵ EML = Emergent Multilingual Learners, FARMS = Free and Reduced-price Meals System.

Strawberry Knoll Elementary School - #569

2021–2022 Bullying Incidents ⁶		2021–2022 Drills Conducted							
Number Reported	Number Confirmed	Fire	Evacuation	Reverse Evacuation	Shelter in Place	Drop, Cover, and Hold	Severe Weather	Active Assailant	Lockdown
0	0	3	1	1	1	1	1	0	1

2021–2022 Safety Incidents Requiring Alert Status							
Fire	Evacuation	Reverse Evacuation	Shelter in Place	Drop, Cover, and Hold	Severe Weather	Active Assailant	Lockdown
2	0	0	0	0	0	0	0

School Safety Programs	
Be Well 365 Visitor Management System	

⁶ The number of reported bullying incidents may differ from the number of bullying incidents reported as a serious incident because an event is identified as a serious incident only if it results in or leads to the death or serious injury of any person on an MCPS site or conducting MCPS business; potential or actual disruption of the planned school day; or, any of the other criteria outlined in MCPS Regulation COB-RA *Reporting a Serious Incident* (see page 459). Additional information can be found in the glossary on page 445.

Summit Hall Elementary School - #563

Cluster Name: Gaithersburg

101 West Deer Park Road Gaithersburg, MD 20877

Office Phone: (301) 284-4150

School Hours: 9:00 - 3:25

www.montgomeryschoolsmd.org/schools/summithalles/

Fax Number: (301) 548-7543

2021–2022 Number of Out-of-School Suspension Incidents Related to School Safety ^{1 3 5}									
	Arson Fire Explosives	Attack	Dangerous Substances	Disrespect Insubordination Disruption	Fighting	Theft	Threat	Weapons	Other
Total Incidents	0	0	0	0	0	0	0	0	0
Female	0	0	0	0	0	0	0	0	0
Male	0	0	0	0	0	0	0	0	0
Non-binary	--	--	--	--	--	--	--	--	--
Asian	0	0	0	0	0	0	0	0	0
Black or African American	0	0	0	0	0	0	0	0	0
Hispanic/Latino	0	0	0	0	0	0	0	0	0
Two or More Races	0	0	0	0	0	0	0	0	0
White	0	0	0	0	0	0	0	0	0
EML	0	0	0	0	0	0	0	0	0
FARMS	0	0	0	0	0	0	0	0	0
Special Education	0	0	0	0	0	0	0	0	0

Out-of-School Suspension Rate ^{2 3 5}												
	Total Students Enrolled			Percent Students Enrolled			Number Students Suspended			Percent Students Suspended		
	2020	2021	2022	2020	2021	2022	2020	2021	2022	2020	2021	2022
All Students	696	694	719				0	See footnote 4.	0	.0	See footnote 4	.0
Female	325	325	332	46.7	46.8	46.2	0		0	.0		.0
Male	371	369	387	53.3	53.2	53.8	0		0	.0		.0
Non-binary	--	--	--	--	--	--	--		--	--		--
Asian	--	--	--	≤5.0	≤5.0	≤5.0	0		0	.0		.0
Black or African American	123	130	140	17.7	18.7	19.5	0		0	.0		.0
Hispanic/Latino	519	509	517	74.6	73.3	71.9	0		0	.0		.0
Two or More Races	--	--	--	≤5.0	≤5.0	≤5.0	0		0	.0		.0
White	--	--	--	≤5.0	≤5.0	≤5.0	0		0	.0		.0
EML	435	407	347	62.5	58.6	48.3	0		0	.0		.0
FARMS	563	532	570	80.9	76.7	79.3	0		0	.0		.0
Special Education	88	82	79	12.6	11.8	11.0	0		0	.0		.0

2021–2022 Reported Serious Incidents								
Description	Police Called		Description	Police Called		Description	Police Called	
	No	Yes		No	Yes		No	Yes
Academic Dishonesty	0	0	Drugs	0	0	Robbery, Strong-Armed	0	0
Accident	0	1	Extortion	0	0	Serious Injury	0	0
Alcohol	0	0	Fighting	0	0	Sex Related	1	1
Arrest	0	0	Fire, Not Arson	0	0	Suicide Related	14	0
Arson	1	0	Gang-Related Incident/Crime	0	0	Theft	0	0
Bomb	0	0	Hate Incident	0	0	Threat, Physical or Verbal	2	2
Bomb Threat	0	0	Malfunction, Essential Equip.	0	0	Vandalism	0	0
Bullying	0	0	Medical Assistance	6	0	Weapon	0	0
Bus	0	0	Missing Child	0	0	Weapon, Toy, Facsimile	0	0
Computer Abuse	0	0	Physical Assault/Attack	0	0	Other	0	0
Disruptive Behavior	3	1	Protective Services	0	0			

¹ Duplicated Count of Students

² Unduplicated Count of Students

³ Data suppressed (--) to comply with federal guidance (see Guidelines for Reporting Data on Page iii).

⁴ Due to the COVID-19 pandemic, the 2020–2021 suspension data is not published as the overall number of incidents was too small to be reported.

⁵ EML = Emergent Multilingual Learners, FARMS = Free and Reduced-price Meals System.

Summit Hall Elementary School - #563

2021–2022 Bullying Incidents ⁶		2021–2022 Drills Conducted							
Number Reported	Number Confirmed	Fire	Evacuation	Reverse Evacuation	Shelter in Place	Drop, Cover, and Hold	Severe Weather	Active Assailant	Lockdown
0	0	5	1	1	1	1	1	1	1

2021–2022 Safety Incidents Requiring Alert Status							
Fire	Evacuation	Reverse Evacuation	Shelter in Place	Drop, Cover, and Hold	Severe Weather	Active Assailant	Lockdown
1	0	0	0	0	0	0	0

School Safety Programs	
Be Well 365 Linkages to Learning School Based Health Center Visitor Management System	

⁶ The number of reported bullying incidents may differ from the number of bullying incidents reported as a serious incident because an event is identified as a serious incident only if it results in or leads to the death or serious injury of any person on an MCPS site or conducting MCPS business; potential or actual disruption of the planned school day; or, any of the other criteria outlined in MCPS Regulation COB-RA *Reporting a Serious Incident* (see page 459). Additional information can be found in the glossary on page 445.

Takoma Park Elementary School - #754

Cluster Name: Downcounty Consortium

7511 Holly Avenue Takoma Park, MD 20912

Office Phone: (240) 740-0980

School Hours: 9:25 - 3:50

www.montgomeryschoolsmd.org/schools/takomaparkes/

Fax Number: (301) 650-6526

2021–2022 Number of Out-of-School Suspension Incidents Related to School Safety ^{1 3 5}									
	Arson Fire Explosives	Attack	Dangerous Substances	Disrespect Insubordination Disruption	Fighting	Theft	Threat	Weapons	Other
Total Incidents	0	0	0	0	0	0	0	0	0
Female	0	0	0	0	0	0	0	0	0
Male	0	0	0	0	0	0	0	0	0
Non-binary	--	--	--	--	--	--	--	--	--
Asian	0	0	0	0	0	0	0	0	0
Black or African American	0	0	0	0	0	0	0	0	0
Hispanic/Latino	0	0	0	0	0	0	0	0	0
Two or More Races	0	0	0	0	0	0	0	0	0
White	0	0	0	0	0	0	0	0	0
EML	0	0	0	0	0	0	0	0	0
FARMS	0	0	0	0	0	0	0	0	0
Special Education	0	0	0	0	0	0	0	0	0

Out-of-School Suspension Rate ^{2 3 5}												
	Total Students Enrolled			Percent Students Enrolled			Number Students Suspended			Percent Students Suspended		
	2020	2021	2022	2020	2021	2022	2020	2021	2022	2020	2021	2022
All Students	625	617	560				0	See footnote 4.	0	.0	See footnote 4	.0
Female	304	304	300	48.6	49.3	53.6	0		0	.0		.0
Male	321	313	260	51.4	50.7	46.4	0		0	.0		.0
Non-binary	--	--	--	--	--	--	--		--	--		--
Asian	--	--	--	≤5.0	≤5.0	≤5.0	0		0	.0		.0
Black or African American	195	188	166	31.2	30.5	29.6	0		0	.0		.0
Hispanic/Latino	102	105	94	16.3	17.0	16.8	0		0	.0		.0
Two or More Races	46	51	39	7.4	8.3	7.0	0		0	.0		.0
White	263	256	245	42.1	41.5	43.8	0		0	.0		.0
EML	150	147	125	24.0	23.8	22.3	0		0	.0		.0
FARMS	193	160	169	30.9	25.9	30.2	0		0	.0		.0
Special Education	58	52	44	9.3	8.4	7.9	0		0	.0		.0

2021–2022 Reported Serious Incidents								
Description	Police Called		Description	Police Called		Description	Police Called	
	No	Yes		No	Yes		No	Yes
Academic Dishonesty	0	0	Drugs	0	0	Robbery, Strong-Armed	0	0
Accident	0	0	Extortion	0	0	Serious Injury	0	0
Alcohol	0	0	Fighting	0	0	Sex Related	0	0
Arrest	0	0	Fire, Not Arson	0	0	Suicide Related	0	0
Arson	0	0	Gang-Related Incident/Crime	0	0	Theft	0	0
Bomb	0	0	Hate Incident	0	0	Threat, Physical or Verbal	0	0
Bomb Threat	0	0	Malfunction, Essential Equip.	0	0	Vandalism	0	0
Bullying	0	1	Medical Assistance	4	1	Weapon	0	0
Bus	0	0	Missing Child	0	0	Weapon, Toy, Facsimile	0	0
Computer Abuse	0	0	Physical Assault/Attack	0	0	Other	0	0
Disruptive Behavior	0	0	Protective Services	0	0			

¹ Duplicated Count of Students

² Unduplicated Count of Students

³ Data suppressed (--) to comply with federal guidance (see Guidelines for Reporting Data on Page iii).

⁴ Due to the COVID-19 pandemic, the 2020–2021 suspension data is not published as the overall number of incidents was too small to be reported.

⁵ EML = Emergent Multilingual Learners, FARMS = Free and Reduced-price Meals System.

Takoma Park Elementary School - #754

2021–2022 Bullying Incidents ⁶		2021–2022 Drills Conducted							
Number Reported	Number Confirmed	Fire	Evacuation	Reverse Evacuation	Shelter in Place	Drop, Cover, and Hold	Severe Weather	Active Assailant	Lockdown
0	0	4	1	1	1	1	1	0	1

2021–2022 Safety Incidents Requiring Alert Status							
Fire	Evacuation	Reverse Evacuation	Shelter in Place	Drop, Cover, and Hold	Severe Weather	Active Assailant	Lockdown
0	0	0	0	0	0	0	0

School Safety Programs	
Be Well 365 Visitor Management System	

⁶ The number of reported bullying incidents may differ from the number of bullying incidents reported as a serious incident because an event is identified as a serious incident only if it results in or leads to the death or serious injury of any person on an MCPS site or conducting MCPS business; potential or actual disruption of the planned school day; or, any of the other criteria outlined in MCPS Regulation COB-RA *Reporting a Serious Incident* (see page 459). Additional information can be found in the glossary on page 445.

Travilah Elementary School - #216

Cluster Name: Thomas S. Wootton

13801 DuFief Mill Road North Potomac, MD 20878

Office Phone: (240) 740-4300

School Hours: 9:25 - 3:50

www.montgomeryschoolsmd.org/schools/travilahes/

Fax Number: (240) 740-4298

2021–2022 Number of Out-of-School Suspension Incidents Related to School Safety ^{1 3 5}									
	Arson Fire Explosives	Attack	Dangerous Substances	Disrespect Insubordination Disruption	Fighting	Theft	Threat	Weapons	Other
Total Incidents	0	3	0	0	0	0	0	0	0
Female	0	0	0	0	0	0	0	0	0
Male	0	3	0	0	0	0	0	0	0
Non-binary	--	--	--	--	--	--	--	--	--
Asian	0	3	0	0	0	0	0	0	0
Black or African American	0	0	0	0	0	0	0	0	0
Hispanic/Latino	0	0	0	0	0	0	0	0	0
Two or More Races	0	0	0	0	0	0	0	0	0
White	0	0	0	0	0	0	0	0	0
EML	0	3	0	0	0	0	0	0	0
FARMS	0	0	0	0	0	0	0	0	0
Special Education	0	0	0	0	0	0	0	0	0

Out-of-School Suspension Rate ^{2 3 5}												
	Total Students Enrolled			Percent Students Enrolled			Number Students Suspended			Percent Students Suspended		
	2020	2021	2022	2020	2021	2022	2020	2021	2022	2020	2021	2022
All Students	348	332	365				1	See footnote 4.	1	.3	See footnote 4	.3
Female	171	155	168	49.1	46.7	46.0	0		1	.0		.6
Male	177	177	197	50.9	53.3	54.0	1		0	.6		.0
Non-binary	--	--	--	--	--	--	--		--	--		--
Asian	163	155	170	46.8	46.7	46.6	0		1	.0		.6
Black or African American	22	31	33	6.3	9.3	9.0	0		0	.0		.0
Hispanic/Latino	39	36	29	11.2	10.8	7.9	1		0	2.9		.0
Two or More Races	--	--	20	≤5.0	≤5.0	5.5	0		0	.0		.0
White	108	92	111	31.0	27.7	30.4	0		0	.0		.0
EML	33	53	42	9.5	16.0	11.5	0		1	.0		2.4
FARMS	24	25	35	6.9	7.5	9.6	0		0	.0		.0
Special Education	38	43	38	10.9	13.0	10.4	1		0	3.0		.0

2021–2022 Reported Serious Incidents								
Description	Police Called		Description	Police Called		Description	Police Called	
	No	Yes		No	Yes		No	Yes
Academic Dishonesty	0	0	Drugs	0	0	Robbery, Strong-Armed	0	0
Accident	0	0	Extortion	0	0	Serious Injury	0	0
Alcohol	0	0	Fighting	0	0	Sex Related	3	0
Arrest	0	0	Fire, Not Arson	0	0	Suicide Related	0	2
Arson	0	0	Gang-Related Incident/Crime	0	0	Theft	0	1
Bomb	0	0	Hate Incident	0	0	Threat, Physical or Verbal	0	3
Bomb Threat	0	0	Malfunction, Essential Equip.	0	0	Vandalism	0	0
Bullying	0	0	Medical Assistance	1	0	Weapon	0	0
Bus	0	0	Missing Child	0	0	Weapon, Toy, Facsimile	0	0
Computer Abuse	0	0	Physical Assault/Attack	0	0	Other	0	0
Disruptive Behavior	0	0	Protective Services	0	0			

¹ Duplicated Count of Students

² Unduplicated Count of Students

³ Data suppressed (--) to comply with federal guidance (see Guidelines for Reporting Data on Page iii).

⁴ Due to the COVID-19 pandemic, the 2020–2021 suspension data is not published as the overall number of incidents was too small to be reported.

⁵ EML = Emergent Multilingual Learners, FARMS = Free and Reduced-price Meals System.

Travilah Elementary School - #216

2021–2022 Bullying Incidents ⁶		2021–2022 Drills Conducted							
Number Reported	Number Confirmed	Fire	Evacuation	Reverse Evacuation	Shelter in Place	Drop, Cover, and Hold	Severe Weather	Active Assailant	Lockdown
3	2	5	1	1	1	1	1	0	1

2021–2022 Safety Incidents Requiring Alert Status							
Fire	Evacuation	Reverse Evacuation	Shelter in Place	Drop, Cover, and Hold	Severe Weather	Active Assailant	Lockdown
0	0	0	0	0	0	0	0

School Safety Programs	
Be Well 365 Visitor Management System	

⁶ The number of reported bullying incidents may differ from the number of bullying incidents reported as a serious incident because an event is identified as a serious incident only if it results in or leads to the death or serious injury of any person on an MCPS site or conducting MCPS business; potential or actual disruption of the planned school day; or, any of the other criteria outlined in MCPS Regulation COB-RA *Reporting a Serious Incident* (see page 459). Additional information can be found in the glossary on page 445.

Twinbrook Elementary School - #206

Cluster Name: Richard Montgomery

5911 Ridgway Avenue Rockville, MD 20851

Office Phone: (240) 740-3450

School Hours: 9:25 - 3:50

www.montgomeryschoolsmd.org/schools/twinbrookes/

Fax Number: (301) 230-5929

2021–2022 Number of Out-of-School Suspension Incidents Related to School Safety ^{1 3 5}									
	Arson Fire Explosives	Attack	Dangerous Substances	Disrespect Insubordination Disruption	Fighting	Theft	Threat	Weapons	Other
Total Incidents	0	0	0	0	0	0	0	0	0
Female	0	0	0	0	0	0	0	0	0
Male	0	0	0	0	0	0	0	0	0
Non-binary	--	--	--	--	--	--	--	--	--
Asian	0	0	0	0	0	0	0	0	0
Black or African American	0	0	0	0	0	0	0	0	0
Hispanic/Latino	0	0	0	0	0	0	0	0	0
Two or More Races	0	0	0	0	0	0	0	0	0
White	0	0	0	0	0	0	0	0	0
EML	0	0	0	0	0	0	0	0	0
FARMS	0	0	0	0	0	0	0	0	0
Special Education	0	0	0	0	0	0	0	0	0

Out-of-School Suspension Rate ^{2 3 5}												
	Total Students Enrolled			Percent Students Enrolled			Number Students Suspended			Percent Students Suspended		
	2020	2021	2022	2020	2021	2022	2020	2021	2022	2020	2021	2022
All Students	559	518	519				3	See footnote 4.	0	.6	See footnote 4	.0
Female	282	264	261	50.4	51.0	50.3	0		0	.0		.0
Male	277	254	257	49.6	49.0	49.5	3		0	1.2		.0
Non-binary	--	--	--	--	--	--	--		--	--		--
Asian	59	54	52	10.6	10.4	10.0	0		0	.0		.0
Black or African American	54	50	69	9.7	9.7	13.3	1		0	2.2		.0
Hispanic/Latino	364	328	308	65.1	63.3	59.3	2		0	.6		.0
Two or More Races	--	--	--	≤5.0	≤5.0	≤5.0	0		0	.0		.0
White	64	64	66	11.4	12.4	12.7	0		0	.0		.0
EML	297	282	218	53.1	54.4	42.0	2		0	.8		.0
FARMS	395	327	327	70.7	63.1	63.0	3		0	.9		.0
Special Education	58	71	69	10.4	13.7	13.3	2		0	4.3		.0

2021–2022 Reported Serious Incidents								
Description	Police Called		Description	Police Called		Description	Police Called	
	No	Yes		No	Yes		No	Yes
Academic Dishonesty	0	0	Drugs	0	0	Robbery, Strong-Armed	0	0
Accident	0	0	Extortion	0	0	Serious Injury	0	0
Alcohol	0	0	Fighting	0	0	Sex Related	0	0
Arrest	0	0	Fire, Not Arson	0	0	Suicide Related	0	0
Arson	0	0	Gang-Related Incident/Crime	0	0	Theft	0	0
Bomb	0	0	Hate Incident	0	0	Threat, Physical or Verbal	0	1
Bomb Threat	0	0	Malfunction, Essential Equip.	0	0	Vandalism	0	0
Bullying	0	0	Medical Assistance	0	0	Weapon	0	0
Bus	0	0	Missing Child	0	0	Weapon, Toy, Facsimile	0	0
Computer Abuse	0	1	Physical Assault/Attack	0	0	Other	0	0
Disruptive Behavior	0	1	Protective Services	0	0			

¹ Duplicated Count of Students

² Unduplicated Count of Students

³ Data suppressed (--) to comply with federal guidance (see Guidelines for Reporting Data on Page iii).

⁴ Due to the COVID-19 pandemic, the 2020–2021 suspension data is not published as the overall number of incidents was too small to be reported.

⁵ EML = Emergent Multilingual Learners, FARMS = Free and Reduced-price Meals System.

Twinbrook Elementary School - #206

2021–2022 Bullying Incidents ⁶		2021–2022 Drills Conducted							
Number Reported	Number Confirmed	Fire	Evacuation	Reverse Evacuation	Shelter in Place	Drop, Cover, and Hold	Severe Weather	Active Assailant	Lockdown
0	0	8	1	1	1	1	1	1	1

2021–2022 Safety Incidents Requiring Alert Status							
Fire	Evacuation	Reverse Evacuation	Shelter in Place	Drop, Cover, and Hold	Severe Weather	Active Assailant	Lockdown
0	0	0	0	0	0	0	0

School Safety Programs	
Be Well 365 Visitor Management System	

⁶ The number of reported bullying incidents may differ from the number of bullying incidents reported as a serious incident because an event is identified as a serious incident only if it results in or leads to the death or serious injury of any person on an MCPS site or conducting MCPS business; potential or actual disruption of the planned school day; or, any of the other criteria outlined in MCPS Regulation COB-RA *Reporting a Serious Incident* (see page 459). Additional information can be found in the glossary on page 445.

Viers Mill Elementary School - #772

Cluster Name: Downcounty Consortium

11711 Joseph Mill Road Silver Spring, MD 20906

Office Phone: (240) 740-1000

School Hours: 9:00 - 3:25

www.montgomeryschoolsmd.org/schools/viersmilles/

Fax Number: (301) 929-6977

2021–2022 Number of Out-of-School Suspension Incidents Related to School Safety ^{1 3 5}									
	Arson Fire Explosives	Attack	Dangerous Substances	Disrespect Insubordination Disruption	Fighting	Theft	Threat	Weapons	Other
Total Incidents	0	1	0	0	0	0	0	0	0
Female	0	0	0	0	0	0	0	0	0
Male	0	1	0	0	0	0	0	0	0
Non-binary	--	--	--	--	--	--	--	--	--
Asian	0	0	0	0	0	0	0	0	0
Black or African American	0	0	0	0	0	0	0	0	0
Hispanic/Latino	0	1	0	0	0	0	0	0	0
Two or More Races	0	0	0	0	0	0	0	0	0
White	0	0	0	0	0	0	0	0	0
EML	0	0	0	0	0	0	0	0	0
FARMS	0	0	0	0	0	0	0	0	0
Special Education	0	0	0	0	0	0	0	0	0

Out-of-School Suspension Rate ^{2 3 5}												
	Total Students Enrolled			Percent Students Enrolled			Number Students Suspended			Percent Students Suspended		
	2020	2021	2022	2020	2021	2022	2020	2021	2022	2020	2021	2022
All Students	613	522	552				0	See footnote 4.	1	.0	See footnote 4	.2
Female	294	262	253	48.0	50.2	45.8	0		1	.0		.5
Male	319	260	298	52.0	49.8	54.0	0		0	.0		.0
Non-binary	--	--	--	--	--	--	--		--	--		--
Asian	54	42	34	8.8	8.0	6.2	0		0	.0		.0
Black or African American	65	49	53	10.6	9.4	9.6	0		0	.0		.0
Hispanic/Latino	415	363	391	67.7	69.5	70.8	0		1	.0		.3
Two or More Races	--	--	--	≤5.0	≤5.0	≤5.0	0		0	.0		.0
White	62	47	57	10.1	9.0	10.3	0		0	.0		.0
EML	263	253	227	42.9	48.5	41.1	0		0	.0		.0
FARMS	407	312	369	66.4	59.8	66.8	0		0	.0		.0
Special Education	155	127	144	25.3	24.3	26.1	0		0	.0		.0

2021–2022 Reported Serious Incidents								
Description	Police Called		Description	Police Called		Description	Police Called	
	No	Yes		No	Yes		No	Yes
Academic Dishonesty	0	0	Drugs	0	0	Robbery, Strong-Armed	0	0
Accident	0	0	Extortion	0	0	Serious Injury	0	0
Alcohol	0	0	Fighting	0	0	Sex Related	1	0
Arrest	0	0	Fire, Not Arson	0	0	Suicide Related	0	0
Arson	0	0	Gang-Related Incident/Crime	0	0	Theft	0	0
Bomb	0	0	Hate Incident	0	0	Threat, Physical or Verbal	0	0
Bomb Threat	0	0	Malfunction, Essential Equip.	0	0	Vandalism	0	2
Bullying	0	0	Medical Assistance	1	0	Weapon	0	0
Bus	0	0	Missing Child	0	0	Weapon, Toy, Facsimile	0	0
Computer Abuse	0	0	Physical Assault/Attack	0	0	Other	0	0
Disruptive Behavior	0	0	Protective Services	0	0			

¹ Duplicated Count of Students

² Unduplicated Count of Students

³ Data suppressed (--) to comply with federal guidance (see Guidelines for Reporting Data on Page iii).

⁴ Due to the COVID-19 pandemic, the 2020–2021 suspension data is not published as the overall number of incidents was too small to be reported.

⁵ EML = Emergent Multilingual Learners, FARMS = Free and Reduced-price Meals System.

Viers Mill Elementary School - #772

2021–2022 Bullying Incidents ⁶		2021–2022 Drills Conducted							
Number Reported	Number Confirmed	Fire	Evacuation	Reverse Evacuation	Shelter in Place	Drop, Cover, and Hold	Severe Weather	Active Assailant	Lockdown
7	7	5	1	1	1	1	1	1	1

2021–2022 Safety Incidents Requiring Alert Status							
Fire	Evacuation	Reverse Evacuation	Shelter in Place	Drop, Cover, and Hold	Severe Weather	Active Assailant	Lockdown
0	0	0	0	0	0	0	0

School Safety Programs
Be Well 365 Linkages to Learning Restorative Justice School Based Health Center Visitor Management System

⁶ The number of reported bullying incidents may differ from the number of bullying incidents reported as a serious incident because an event is identified as a serious incident only if it results in or leads to the death or serious injury of any person on an MCPS site or conducting MCPS business; potential or actual disruption of the planned school day; or, any of the other criteria outlined in MCPS Regulation COB-RA *Reporting a Serious Incident* (see page 459). Additional information can be found in the glossary on page 445.

Washington Grove Elementary School - #552

Cluster Name: Gaithersburg

8712 Oakmont Street Gaithersburg, MD 20877

Office Phone: (240) 740-0300

School Hours: 9:25 - 3:50

www.montgomeryschoolsmd.org/schools/washingtongroves/

Fax Number: (301) 840-4523

2021–2022 Number of Out-of-School Suspension Incidents Related to School Safety ^{1 3 5}									
	Arson Fire Explosives	Attack	Dangerous Substances	Disrespect Insubordination Disruption	Fighting	Theft	Threat	Weapons	Other
Total Incidents	0	0	0	0	0	0	0	0	0
Female	0	0	0	0	0	0	0	0	0
Male	0	0	0	0	0	0	0	0	0
Non-binary	--	--	--	--	--	--	--	--	--
Asian	0	0	0	0	0	0	0	0	0
Black or African American	0	0	0	0	0	0	0	0	0
Hispanic/Latino	0	0	0	0	0	0	0	0	0
Two or More Races	0	0	0	0	0	0	0	0	0
White	0	0	0	0	0	0	0	0	0
EML	0	0	0	0	0	0	0	0	0
FARMS	0	0	0	0	0	0	0	0	0
Special Education	0	0	0	0	0	0	0	0	0

Out-of-School Suspension Rate ^{2 3 5}												
	Total Students Enrolled			Percent Students Enrolled			Number Students Suspended			Percent Students Suspended		
	2020	2021	2022	2020	2021	2022	2020	2021	2022	2020	2021	2022
All Students	495	422	436				1	See footnote 4.	0	.3	See footnote 4	.0
Female	232	210	215	46.9	49.8	49.3	0		0	.0		.0
Male	263	212	221	53.1	50.2	50.7	1		0	.6		.0
Non-binary	--	--	--	--	--	--	--		--	--		--
Asian	31	22	--	6.3	5.2	≤5.0	0		0	.0		.0
Black or African American	90	89	104	18.2	21.1	23.9	1		0	1.6		.0
Hispanic/Latino	316	269	267	63.8	63.7	61.2	0		0	.0		.0
Two or More Races	--	--	--	≤5.0	≤5.0	≤5.0	0		0	.0		.0
White	37	24	33	7.5	5.7	7.6	0		0	.0		.0
EML	245	205	182	49.5	48.6	41.7	0		0	.0		.0
FARMS	344	254	276	69.5	60.2	63.3	0		0	.0		.0
Special Education	114	81	66	23.0	19.2	15.1	0		0	.0		.0

2021–2022 Reported Serious Incidents								
Description	Police Called		Description	Police Called		Description	Police Called	
	No	Yes		No	Yes		No	Yes
Academic Dishonesty	0	0	Drugs	0	1	Robbery, Strong-Armed	0	0
Accident	0	0	Extortion	0	0	Serious Injury	0	0
Alcohol	0	0	Fighting	0	0	Sex Related	1	0
Arrest	0	0	Fire, Not Arson	0	0	Suicide Related	0	0
Arson	0	0	Gang-Related Incident/Crime	0	0	Theft	0	0
Bomb	0	0	Hate Incident	0	0	Threat, Physical or Verbal	0	0
Bomb Threat	0	0	Malfunction, Essential Equip.	0	0	Vandalism	0	0
Bullying	0	0	Medical Assistance	3	0	Weapon	0	0
Bus	0	0	Missing Child	0	0	Weapon, Toy, Facsimile	0	0
Computer Abuse	0	0	Physical Assault/Attack	0	0	Other	0	0
Disruptive Behavior	1	0	Protective Services	0	0			

¹ Duplicated Count of Students

² Unduplicated Count of Students

³ Data suppressed (--) to comply with federal guidance (see Guidelines for Reporting Data on Page iii).

⁴ Due to the COVID-19 pandemic, the 2020–2021 suspension data is not published as the overall number of incidents was too small to be reported.

⁵ EML = Emergent Multilingual Learners, FARMS = Free and Reduced-price Meals System.

Washington Grove Elementary School - #552

2021–2022 Bullying Incidents ⁶		2021–2022 Drills Conducted							
Number Reported	Number Confirmed	Fire	Evacuation	Reverse Evacuation	Shelter in Place	Drop, Cover, and Hold	Severe Weather	Active Assailant	Lockdown
0	0	4	1	1	1	1	1	0	1

2021–2022 Safety Incidents Requiring Alert Status							
Fire	Evacuation	Reverse Evacuation	Shelter in Place	Drop, Cover, and Hold	Severe Weather	Active Assailant	Lockdown
0	0	0	0	0	0	0	0

School Safety Programs	
Be Well 365 Linkages to Learning Visitor Management System	

⁶ The number of reported bullying incidents may differ from the number of bullying incidents reported as a serious incident because an event is identified as a serious incident only if it results in or leads to the death or serious injury of any person on an MCPS site or conducting MCPS business; potential or actual disruption of the planned school day; or, any of the other criteria outlined in MCPS Regulation COB-RA *Reporting a Serious Incident* (see page 459). Additional information can be found in the glossary on page 445.

Waters Landing Elementary School - #109

Cluster Name: Seneca Valley

13100 Waters Landing Drive Germantown, MD 20874

Office Phone: (240) 740-1020

School Hours: 9:25 - 3:50

www.montgomeryschoolsmd.org/schools/waterslandings/

Fax Number: (301) 601-0392

2021–2022 Number of Out-of-School Suspension Incidents Related to School Safety ^{1 3 5}									
	Arson Fire Explosives	Attack	Dangerous Substances	Disrespect Insubordination Disruption	Fighting	Theft	Threat	Weapons	Other
Total Incidents	0	0	0	0	0	0	0	0	0
Female	0	0	0	0	0	0	0	0	0
Male	0	0	0	0	0	0	0	0	0
Non-binary	--	--	--	--	--	--	--	--	--
Asian	0	0	0	0	0	0	0	0	0
Black or African American	0	0	0	0	0	0	0	0	0
Hispanic/Latino	0	0	0	0	0	0	0	0	0
Two or More Races	0	0	0	0	0	0	0	0	0
White	0	0	0	0	0	0	0	0	0
EML	0	0	0	0	0	0	0	0	0
FARMS	0	0	0	0	0	0	0	0	0
Special Education	0	0	0	0	0	0	0	0	0

Out-of-School Suspension Rate ^{2 3 5}												
	Total Students Enrolled			Percent Students Enrolled			Number Students Suspended			Percent Students Suspended		
	2020	2021	2022	2020	2021	2022	2020	2021	2022	2020	2021	2022
All Students	687	682	740				1	See footnote 4.	0	.2	See footnote 4	.0
Female	345	343	367	50.2	50.3	49.6	1		0	.3		.0
Male	342	339	373	49.8	49.7	50.4	0		0	.0		.0
Non-binary	--	--	--	--	--	--	--		--	--		--
Asian	--	37	49	≤5.0	5.4	6.6	0		0	.0		.0
Black or African American	273	285	287	39.7	41.8	38.8	0		0	.0		.0
Hispanic/Latino	266	264	288	38.7	38.7	38.9	0		0	.0		.0
Two or More Races	--	--	--	≤5.0	≤5.0	≤5.0	0		0	.0		.0
White	87	71	84	12.7	10.4	11.4	0		0	.0		.0
EML	183	192	182	26.6	28.2	24.6	0		0	.0		.0
FARMS	389	356	432	56.6	52.2	58.4	1		0	.3		.0
Special Education	125	123	133	18.2	18.0	18.0	1		0	.9		.0

2021–2022 Reported Serious Incidents								
Description	Police Called		Description	Police Called		Description	Police Called	
	No	Yes		No	Yes		No	Yes
Academic Dishonesty	0	0	Drugs	0	0	Robbery, Strong-Armed	0	0
Accident	0	0	Extortion	0	0	Serious Injury	0	0
Alcohol	0	0	Fighting	0	0	Sex Related	1	1
Arrest	0	0	Fire, Not Arson	0	0	Suicide Related	0	0
Arson	0	0	Gang-Related Incident/Crime	0	0	Theft	0	0
Bomb	0	0	Hate Incident	0	0	Threat, Physical or Verbal	0	0
Bomb Threat	1	0	Malfunction, Essential Equip.	0	0	Vandalism	0	0
Bullying	0	0	Medical Assistance	3	0	Weapon	0	0
Bus	0	0	Missing Child	0	0	Weapon, Toy, Facsimile	0	0
Computer Abuse	0	0	Physical Assault/Attack	0	0	Other	0	0
Disruptive Behavior	0	1	Protective Services	0	0			

¹ Duplicated Count of Students

² Unduplicated Count of Students

³ Data suppressed (--) to comply with federal guidance (see Guidelines for Reporting Data on Page iii).

⁴ Due to the COVID-19 pandemic, the 2020–2021 suspension data is not published as the overall number of incidents was too small to be reported.

⁵ EML = Emergent Multilingual Learners, FARMS = Free and Reduced-price Meals System.

Waters Landing Elementary School - #109

2021–2022 Bullying Incidents ⁶		2021–2022 Drills Conducted							
Number Reported	Number Confirmed	Fire	Evacuation	Reverse Evacuation	Shelter in Place	Drop, Cover, and Hold	Severe Weather	Active Assailant	Lockdown
0	0	5	1	1	1	1	1	0	1

2021–2022 Safety Incidents Requiring Alert Status							
Fire	Evacuation	Reverse Evacuation	Shelter in Place	Drop, Cover, and Hold	Severe Weather	Active Assailant	Lockdown
1	0	0	0	0	0	0	0

School Safety Programs	
Be Well 365 Visitor Management System	

⁶ The number of reported bullying incidents may differ from the number of bullying incidents reported as a serious incident because an event is identified as a serious incident only if it results in or leads to the death or serious injury of any person on an MCPS site or conducting MCPS business; potential or actual disruption of the planned school day; or, any of the other criteria outlined in MCPS Regulation COB-RA *Reporting a Serious Incident* (see page 459). Additional information can be found in the glossary on page 445.

Watkins Mill Elementary School - #561

Cluster Name: Watkins Mill

19001 Watkins Mill Road Montgomery Village, MD 20886

Office Phone: (240) 740-5280

School Hours: 9:00 - 3:25

www.montgomeryschoolsmd.org/schools/watkinsmilles/

Fax Number: (301) 840-5319

2021–2022 Number of Out-of-School Suspension Incidents Related to School Safety ^{1 3 5}									
	Arson Fire Explosives	Attack	Dangerous Substances	Disrespect Insubordination Disruption	Fighting	Theft	Threat	Weapons	Other
Total Incidents	0	0	0	0	0	0	0	0	0
Female	0	0	0	0	0	0	0	0	0
Male	0	0	0	0	0	0	0	0	0
Non-binary	--	--	--	--	--	--	--	--	--
Asian	0	0	0	0	0	0	0	0	0
Black or African American	0	0	0	0	0	0	0	0	0
Hispanic/Latino	0	0	0	0	0	0	0	0	0
Two or More Races	0	0	0	0	0	0	0	0	0
White	0	0	0	0	0	0	0	0	0
EML	0	0	0	0	0	0	0	0	0
FARMS	0	0	0	0	0	0	0	0	0
Special Education	0	0	0	0	0	0	0	0	0

Out-of-School Suspension Rate ^{2 3 5}												
	Total Students Enrolled			Percent Students Enrolled			Number Students Suspended			Percent Students Suspended		
	2020	2021	2022	2020	2021	2022	2020	2021	2022	2020	2021	2022
All Students	738	764	803				0	See footnote 4.	0	.0	See footnote 4	.0
Female	324	334	344	43.9	43.7	42.8	0		0	.0		.0
Male	414	430	459	56.1	56.3	57.2	0		0	.0		.0
Non-binary	--	--	--	--	--	--	--		--	--		--
Asian	47	47	49	6.4	6.2	6.1	0		0	.0		.0
Black or African American	181	180	168	24.5	23.6	20.9	0		0	.0		.0
Hispanic/Latino	458	483	544	62.1	63.2	67.7	0		0	.0		.0
Two or More Races	--	--	--	≤5.0	≤5.0	≤5.0	0		0	.0		.0
White	--	--	--	≤5.0	≤5.0	≤5.0	0		0	.0		.0
EML	412	439	452	55.8	57.5	56.3	0		0	.0		.0
FARMS	545	522	636	73.8	68.3	79.2	0		0	.0		.0
Special Education	124	140	150	16.8	18.3	18.7	0		0	.0		.0

2021–2022 Reported Serious Incidents								
Description	Police Called		Description	Police Called		Description	Police Called	
	No	Yes		No	Yes		No	Yes
Academic Dishonesty	0	0	Drugs	0	1	Robbery, Strong-Armed	0	0
Accident	1	0	Extortion	0	0	Serious Injury	0	0
Alcohol	0	0	Fighting	0	0	Sex Related	1	4
Arrest	0	0	Fire, Not Arson	0	0	Suicide Related	1	0
Arson	0	0	Gang-Related Incident/Crime	0	0	Theft	0	0
Bomb	0	1	Hate Incident	0	0	Threat, Physical or Verbal	0	0
Bomb Threat	2	0	Malfunction, Essential Equip.	0	0	Vandalism	0	0
Bullying	0	0	Medical Assistance	9	0	Weapon	0	0
Bus	0	0	Missing Child	0	2	Weapon, Toy, Facsimile	0	0
Computer Abuse	0	0	Physical Assault/Attack	0	1	Other	0	1
Disruptive Behavior	0	0	Protective Services	0	0			

¹ Duplicated Count of Students

² Unduplicated Count of Students

³ Data suppressed (--) to comply with federal guidance (see Guidelines for Reporting Data on Page iii).

⁴ Due to the COVID-19 pandemic, the 2020–2021 suspension data is not published as the overall number of incidents was too small to be reported.

⁵ EML = Emergent Multilingual Learners, FARMS = Free and Reduced-price Meals System.

Watkins Mill Elementary School - #561

2021–2022 Bullying Incidents ⁶		2021–2022 Drills Conducted							
Number Reported	Number Confirmed	Fire	Evacuation	Reverse Evacuation	Shelter in Place	Drop, Cover, and Hold	Severe Weather	Active Assailant	Lockdown
0	0	8	1	1	1	1	1	1	1

2021–2022 Safety Incidents Requiring Alert Status							
Fire	Evacuation	Reverse Evacuation	Shelter in Place	Drop, Cover, and Hold	Severe Weather	Active Assailant	Lockdown
3	1	0	0	0	0	0	0

School Safety Programs	
Be Well 365 Restorative Justice Visitor Management System	

⁶ The number of reported bullying incidents may differ from the number of bullying incidents reported as a serious incident because an event is identified as a serious incident only if it results in or leads to the death or serious injury of any person on an MCPS site or conducting MCPS business; potential or actual disruption of the planned school day; or, any of the other criteria outlined in MCPS Regulation COB-RA *Reporting a Serious Incident* (see page 459). Additional information can be found in the glossary on page 445.

Wayside Elementary School - #235

Cluster Name: Winston Churchill

10011 Glen Road Potomac, MD 20854

Office Phone: (240) 740-0240

School Hours: 9:25 - 3:50

www.montgomeryschoolsmd.org/schools/waysidees/

Fax Number: (240) 740-2370

2021–2022 Number of Out-of-School Suspension Incidents Related to School Safety ^{1 3 5}									
	Arson Fire Explosives	Attack	Dangerous Substances	Disrespect Insubordination Disruption	Fighting	Theft	Threat	Weapons	Other
Total Incidents	0	0	0	0	0	0	0	0	0
Female	0	0	0	0	0	0	0	0	0
Male	0	0	0	0	0	0	0	0	0
Non-binary	--	--	--	--	--	--	--	--	--
Asian	0	0	0	0	0	0	0	0	0
Black or African American	0	0	0	0	0	0	0	0	0
Hispanic/Latino	0	0	0	0	0	0	0	0	0
Two or More Races	0	0	0	0	0	0	0	0	0
White	0	0	0	0	0	0	0	0	0
EML	0	0	0	0	0	0	0	0	0
FARMS	0	0	0	0	0	0	0	0	0
Special Education	0	0	0	0	0	0	0	0	0

Out-of-School Suspension Rate ^{2 3 5}												
	Total Students Enrolled			Percent Students Enrolled			Number Students Suspended			Percent Students Suspended		
	2020	2021	2022	2020	2021	2022	2020	2021	2022	2020	2021	2022
All Students	514	456	466				1	See footnote 4.	0	.2	See footnote 4	.0
Female	253	227	230	49.2	49.8	49.4	0		0	.0		.0
Male	261	229	236	50.8	50.2	50.6	1		0	.4		.0
Non-binary	--	--	--	--	--	--	--		--	--		--
Asian	235	217	199	45.7	47.6	42.7	0		0	.0		.0
Black or African American	42	36	38	8.2	7.9	8.2	1		0	2.9		.0
Hispanic/Latino	29	25	35	5.6	5.5	7.5	0		0	.0		.0
Two or More Races	34	24	24	6.6	5.3	5.2	0		0	.0		.0
White	174	154	170	33.9	33.8	36.5	0		0	.0		.0
EML	49	71	43	9.5	15.6	9.2	0		0	.0		.0
FARMS	36	--	24	7.0	≤5.0	5.2	0		0	.0		.0
Special Education	61	51	67	11.9	11.2	14.4	0		0	.0		.0

2021–2022 Reported Serious Incidents								
Description	Police Called		Description	Police Called		Description	Police Called	
	No	Yes		No	Yes		No	Yes
Academic Dishonesty	0	0	Drugs	0	0	Robbery, Strong-Armed	0	0
Accident	0	0	Extortion	0	0	Serious Injury	0	0
Alcohol	0	0	Fighting	0	0	Sex Related	3	0
Arrest	0	0	Fire, Not Arson	0	0	Suicide Related	0	0
Arson	0	0	Gang-Related Incident/Crime	0	0	Theft	0	0
Bomb	0	0	Hate Incident	0	0	Threat, Physical or Verbal	1	0
Bomb Threat	0	0	Malfunction, Essential Equip.	0	0	Vandalism	0	0
Bullying	0	0	Medical Assistance	1	0	Weapon	0	0
Bus	0	0	Missing Child	0	0	Weapon, Toy, Facsimile	0	0
Computer Abuse	0	0	Physical Assault/Attack	1	0	Other	0	1
Disruptive Behavior	2	0	Protective Services	0	0			

¹ Duplicated Count of Students

² Unduplicated Count of Students

³ Data suppressed (--) to comply with federal guidance (see Guidelines for Reporting Data on Page iii).

⁴ Due to the COVID-19 pandemic, the 2020–2021 suspension data is not published as the overall number of incidents was too small to be reported.

⁵ EML = Emergent Multilingual Learners, FARMS = Free and Reduced-price Meals System.

Wayside Elementary School - #235

2021–2022 Bullying Incidents ⁶		2021–2022 Drills Conducted							
Number Reported	Number Confirmed	Fire	Evacuation	Reverse Evacuation	Shelter in Place	Drop, Cover, and Hold	Severe Weather	Active Assailant	Lockdown
0	0	5	1	1	1	1	1	1	1

2021–2022 Safety Incidents Requiring Alert Status							
Fire	Evacuation	Reverse Evacuation	Shelter in Place	Drop, Cover, and Hold	Severe Weather	Active Assailant	Lockdown
0	0	0	0	0	0	0	0

School Safety Programs	
Be Well 365 Visitor Management System	

⁶ The number of reported bullying incidents may differ from the number of bullying incidents reported as a serious incident because an event is identified as a serious incident only if it results in or leads to the death or serious injury of any person on an MCPS site or conducting MCPS business; potential or actual disruption of the planned school day; or, any of the other criteria outlined in MCPS Regulation COB-RA *Reporting a Serious Incident* (see page 459). Additional information can be found in the glossary on page 445.

Weller Road Elementary School - #777

Cluster Name: Downcounty Consortium

3301 Weller Road Silver Spring, MD 20906

Office Phone: (301) 287-8601

School Hours: 9:00 - 3:25

www.montgomeryschoolsmd.org/schools/wellerroads/

Fax Number: (301) 287-8602

2021–2022 Number of Out-of-School Suspension Incidents Related to School Safety ^{1 3 5}									
	Arson Fire Explosives	Attack	Dangerous Substances	Disrespect Insubordination Disruption	Fighting	Theft	Threat	Weapons	Other
Total Incidents	0	1	1	0	0	0	0	0	0
Female	0	0	0	0	0	0	0	0	0
Male	0	1	1	0	0	0	0	0	0
Non-binary	--	--	--	--	--	--	--	--	--
Asian	0	0	0	0	0	0	0	0	0
Black or African American	0	0	0	0	0	0	0	0	0
Hispanic/Latino	0	0	1	0	0	0	0	0	0
Two or More Races	0	0	0	0	0	0	0	0	0
White	0	0	0	0	0	0	0	0	0
EML	0	0	1	0	0	0	0	0	0
FARMS	0	0	1	0	0	0	0	0	0
Special Education	0	0	0	0	0	0	0	0	0

Out-of-School Suspension Rate ^{2 3 5}												
	Total Students Enrolled			Percent Students Enrolled			Number Students Suspended			Percent Students Suspended		
	2020	2021	2022	2020	2021	2022	2020	2021	2022	2020	2021	2022
All Students	746	698	716				4	See footnote 4.	2	.6	See footnote 4	.3
Female	379	341	343	50.8	48.9	47.9	0		2	.0		.7
Male	367	357	373	49.2	51.1	52.1	4		0	1.2		.0
Non-binary	--	--	--	--	--	--	--		--	--		--
Asian	40	--	46	5.4	≤5.0	6.4	0		0	.0		.0
Black or African American	49	46	40	6.6	6.6	5.6	1		0	2.6		.0
Hispanic/Latino	617	584	597	82.7	83.7	83.4	3		2	.6		.4
Two or More Races	--	--	--	≤5.0	≤5.0	≤5.0	0		0	.0		.0
White	--	--	--	≤5.0	≤5.0	≤5.0	0		0	.0		.0
EML	425	401	383	57.0	57.4	53.5	1		2	.3		.5
FARMS	605	513	574	81.1	73.5	80.2	3		2	.6		.4
Special Education	81	83	86	10.9	11.9	12.0	1		1	1.3		1.3

2021–2022 Reported Serious Incidents								
Description	Police Called		Description	Police Called		Description	Police Called	
	No	Yes		No	Yes		No	Yes
Academic Dishonesty	0	0	Drugs	0	0	Robbery, Strong-Armed	0	0
Accident	0	0	Extortion	0	0	Serious Injury	0	0
Alcohol	0	0	Fighting	0	0	Sex Related	0	0
Arrest	0	0	Fire, Not Arson	0	0	Suicide Related	0	0
Arson	0	0	Gang-Related Incident/Crime	0	0	Theft	0	0
Bomb	0	0	Hate Incident	0	0	Threat, Physical or Verbal	0	1
Bomb Threat	0	0	Malfunction, Essential Equip.	0	0	Vandalism	0	0
Bullying	0	0	Medical Assistance	3	0	Weapon	0	1
Bus	0	0	Missing Child	0	0	Weapon, Toy, Facsimile	0	0
Computer Abuse	0	0	Physical Assault/Attack	0	0	Other	0	0
Disruptive Behavior	0	0	Protective Services	0	0			

¹ Duplicated Count of Students

² Unduplicated Count of Students

³ Data suppressed (--) to comply with federal guidance (see Guidelines for Reporting Data on Page iii).

⁴ Due to the COVID-19 pandemic, the 2020–2021 suspension data is not published as the overall number of incidents was too small to be reported.

⁵ EML = Emergent Multilingual Learners, FARMS = Free and Reduced-price Meals System.

Weller Road Elementary School - #777

2021–2022 Bullying Incidents ⁶		2021–2022 Drills Conducted							
Number Reported	Number Confirmed	Fire	Evacuation	Reverse Evacuation	Shelter in Place	Drop, Cover, and Hold	Severe Weather	Active Assailant	Lockdown
1	1	6	1	1	1	1	1	1	1

2021–2022 Safety Incidents Requiring Alert Status							
Fire	Evacuation	Reverse Evacuation	Shelter in Place	Drop, Cover, and Hold	Severe Weather	Active Assailant	Lockdown
0	0	0	0	0	0	0	0

School Safety Programs	
Be Well 365 Linkages to Learning School Based Health Center Visitor Management System	

⁶ The number of reported bullying incidents may differ from the number of bullying incidents reported as a serious incident because an event is identified as a serious incident only if it results in or leads to the death or serious injury of any person on an MCPS site or conducting MCPS business; potential or actual disruption of the planned school day; or, any of the other criteria outlined in MCPS Regulation COB-RA *Reporting a Serious Incident* (see page 459). Additional information can be found in the glossary on page 445.

Westbrook Elementary School - #408

Cluster Name: Bethesda-Chevy Chase

5110 Allan Terrace Bethesda, MD 20816

Office Phone: (240) 740-1040

School Hours: 9:00 - 3:25

www.montgomeryschoolsmd.org/schools/westbrookes/

Fax Number: (301) 320-6615

2021–2022 Number of Out-of-School Suspension Incidents Related to School Safety ^{1 3 5}									
	Arson Fire Explosives	Attack	Dangerous Substances	Disrespect Insubordination Disruption	Fighting	Theft	Threat	Weapons	Other
Total Incidents	0	0	0	0	0	0	0	0	0
Female	0	0	0	0	0	0	0	0	0
Male	0	0	0	0	0	0	0	0	0
Non-binary	--	--	--	--	--	--	--	--	--
Asian	0	0	0	0	0	0	0	0	0
Black or African American	--	--	--	--	--	--	--	--	--
Hispanic/Latino	0	0	0	0	0	0	0	0	0
Two or More Races	0	0	0	0	0	0	0	0	0
White	0	0	0	0	0	0	0	0	0
EML	0	0	0	0	0	0	0	0	0
FARMS	0	0	0	0	0	0	0	0	0
Special Education	0	0	0	0	0	0	0	0	0

Out-of-School Suspension Rate ^{2 3 5}												
	Total Students Enrolled			Percent Students Enrolled			Number Students Suspended			Percent Students Suspended		
	2020	2021	2022	2020	2021	2022	2020	2021	2022	2020	2021	2022
All Students	355	320	289				6	See footnote 4.	0	1.8	See footnote 4	.0
Female	171	169	133	48.2	52.8	46.0	0		0	.0		.0
Male	184	151	156	51.8	47.2	54.0	6		0	3.5		.0
Non-binary	--	--	--	--	--	--	--		--	--		--
Asian	18	--	--	5.1	≤5.0	≤5.0	0		0	.0		.0
Black or African American	--	--	--	--	≤5.0	--	--		--	--		--
Hispanic/Latino	54	50	47	15.2	15.6	16.3	0		0	.0		.0
Two or More Races	24	18	20	6.8	5.6	6.9	2		0	8.3		.0
White	246	224	199	69.3	70.0	68.9	2		0	.8		.0
EML	--	--	--	≤5.0	≤5.0	≤5.0	0		0	.0		.0
FARMS	--	--	--	--	--	≤5.0	--		0	--		.0
Special Education	60	48	47	16.9	15.0	16.3	6		0	14.0		.0

2021–2022 Reported Serious Incidents								
Description	Police Called		Description	Police Called		Description	Police Called	
	No	Yes		No	Yes		No	Yes
Academic Dishonesty	0	0	Drugs	0	0	Robbery, Strong-Armed	0	0
Accident	0	0	Extortion	0	0	Serious Injury	0	0
Alcohol	0	0	Fighting	0	0	Sex Related	0	0
Arrest	0	0	Fire, Not Arson	0	0	Suicide Related	0	1
Arson	0	0	Gang-Related Incident/Crime	0	0	Theft	0	0
Bomb	0	0	Hate Incident	0	0	Threat, Physical or Verbal	0	1
Bomb Threat	0	0	Malfunction, Essential Equip.	0	0	Vandalism	1	0
Bullying	0	0	Medical Assistance	2	0	Weapon	0	0
Bus	0	0	Missing Child	0	0	Weapon, Toy, Facsimile	0	0
Computer Abuse	0	0	Physical Assault/Attack	3	0	Other	0	0
Disruptive Behavior	0	7	Protective Services	0	0			

¹ Duplicated Count of Students

² Unduplicated Count of Students

³ Data suppressed (--) to comply with federal guidance (see Guidelines for Reporting Data on Page iii).

⁴ Due to the COVID-19 pandemic, the 2020–2021 suspension data is not published as the overall number of incidents was too small to be reported.

⁵ EML = Emergent Multilingual Learners, FARMS = Free and Reduced-price Meals System.

Westbrook Elementary School - #408

2021–2022 Bullying Incidents ⁶		2021–2022 Drills Conducted							
Number Reported	Number Confirmed	Fire	Evacuation	Reverse Evacuation	Shelter in Place	Drop, Cover, and Hold	Severe Weather	Active Assailant	Lockdown
0	0	5	1	1	1	1	1	1	1

2021–2022 Safety Incidents Requiring Alert Status							
Fire	Evacuation	Reverse Evacuation	Shelter in Place	Drop, Cover, and Hold	Severe Weather	Active Assailant	Lockdown
1	0	0	0	0	0	0	0

School Safety Programs	
Be Well 365 Visitor Management System	

⁶ The number of reported bullying incidents may differ from the number of bullying incidents reported as a serious incident because an event is identified as a serious incident only if it results in or leads to the death or serious injury of any person on an MCPS site or conducting MCPS business; potential or actual disruption of the planned school day; or, any of the other criteria outlined in MCPS Regulation COB-RA *Reporting a Serious Incident* (see page 459). Additional information can be found in the glossary on page 445.

Westover Elementary School - #504

Cluster Name: Northeast Consortium

401 Hawkesbury Lane Silver Spring, MD 20904

Office Phone: (301) 989-5676

School Hours: 9:25 - 3:50

www.montgomeryschoolsmd.org/schools/westoveres/

Fax Number: (301) 989-5679

2021–2022 Number of Out-of-School Suspension Incidents Related to School Safety ^{1 3 5}									
	Arson Fire Explosives	Attack	Dangerous Substances	Disrespect Insubordination Disruption	Fighting	Theft	Threat	Weapons	Other
Total Incidents	0	0	0	0	0	0	0	0	0
Female	0	0	0	0	0	0	0	0	0
Male	0	0	0	0	0	0	0	0	0
Non-binary	--	--	--	--	--	--	--	--	--
Asian	0	0	0	0	0	0	0	0	0
Black or African American	0	0	0	0	0	0	0	0	0
Hispanic/Latino	0	0	0	0	0	0	0	0	0
Two or More Races	0	0	0	0	0	0	0	0	0
White	0	0	0	0	0	0	0	0	0
EML	0	0	0	0	0	0	0	0	0
FARMS	0	0	0	0	0	0	0	0	0
Special Education	0	0	0	0	0	0	0	0	0

Out-of-School Suspension Rate ^{2 3 5}												
	Total Students Enrolled			Percent Students Enrolled			Number Students Suspended			Percent Students Suspended		
	2020	2021	2022	2020	2021	2022	2020	2021	2022	2020	2021	2022
All Students	327	295	296				0	See footnote 4.	0	.0	See footnote 4	.0
Female	157	140	142	48.0	47.5	48.0	0		0	.0		.0
Male	170	155	154	52.0	52.5	52.0	0		0	.0		.0
Non-binary	--	--	--	--	--	--	--		--	--		--
Asian	45	33	29	13.8	11.2	9.8	0		0	.0		.0
Black or African American	117	108	104	35.8	36.6	35.1	0		0	.0		.0
Hispanic/Latino	82	75	75	25.1	25.4	25.3	0		0	.0		.0
Two or More Races	21	22	29	6.4	7.5	9.8	0		0	.0		.0
White	60	56	57	18.3	19.0	19.3	0		0	.0		.0
EML	38	37	37	11.6	12.5	12.5	0		0	.0		.0
FARMS	94	57	74	28.7	19.3	25.0	0		0	.0		.0
Special Education	86	79	75	26.3	26.8	25.3	0		0	.0		.0

2021–2022 Reported Serious Incidents								
Description	Police Called		Description	Police Called		Description	Police Called	
	No	Yes		No	Yes		No	Yes
Academic Dishonesty	0	0	Drugs	0	0	Robbery, Strong-Armed	0	0
Accident	0	0	Extortion	0	0	Serious Injury	0	0
Alcohol	0	0	Fighting	0	0	Sex Related	0	0
Arrest	0	0	Fire, Not Arson	0	0	Suicide Related	0	0
Arson	0	0	Gang-Related Incident/Crime	0	0	Theft	0	0
Bomb	0	0	Hate Incident	0	0	Threat, Physical or Verbal	0	0
Bomb Threat	0	0	Malfunction, Essential Equip.	0	0	Vandalism	0	0
Bullying	0	0	Medical Assistance	1	0	Weapon	0	0
Bus	0	0	Missing Child	0	0	Weapon, Toy, Facsimile	0	0
Computer Abuse	0	1	Physical Assault/Attack	0	0	Other	0	0
Disruptive Behavior	0	0	Protective Services	0	0			

¹ Duplicated Count of Students

² Unduplicated Count of Students

³ Data suppressed (--) to comply with federal guidance (see Guidelines for Reporting Data on Page iii).

⁴ Due to the COVID-19 pandemic, the 2020–2021 suspension data is not published as the overall number of incidents was too small to be reported.

⁵ EML = Emergent Multilingual Learners, FARMS = Free and Reduced-price Meals System.

Westover Elementary School - #504

2021–2022 Bullying Incidents ⁶		2021–2022 Drills Conducted							
Number Reported	Number Confirmed	Fire	Evacuation	Reverse Evacuation	Shelter in Place	Drop, Cover, and Hold	Severe Weather	Active Assailant	Lockdown
2	0	5	0	1	1	1	1	0	1

2021–2022 Safety Incidents Requiring Alert Status							
Fire	Evacuation	Reverse Evacuation	Shelter in Place	Drop, Cover, and Hold	Severe Weather	Active Assailant	Lockdown
0	0	0	0	0	0	0	0

School Safety Programs	
Be Well 365 Visitor Management System	

⁶ The number of reported bullying incidents may differ from the number of bullying incidents reported as a serious incident because an event is identified as a serious incident only if it results in or leads to the death or serious injury of any person on an MCPS site or conducting MCPS business; potential or actual disruption of the planned school day; or, any of the other criteria outlined in MCPS Regulation COB-RA *Reporting a Serious Incident* (see page 459). Additional information can be found in the glossary on page 445.

Wheaton Woods Elementary School - #788

Cluster Name: Downcounty Consortium

4510 Faroe Place, Rockville, MD 20853

Office Phone: (240) 740-0220

School Hours: 9:25 - 3:50

www.montgomeryschoolsmd.org/schools/wheatonwoods/

Fax Number: (240) 740-2380

2021–2022 Number of Out-of-School Suspension Incidents Related to School Safety ^{1 3 5}									
	Arson Fire Explosives	Attack	Dangerous Substances	Disrespect Insubordination Disruption	Fighting	Theft	Threat	Weapons	Other
Total Incidents	0	0	0	0	0	0	0	0	0
Female	0	0	0	0	0	0	0	0	0
Male	0	0	0	0	0	0	0	0	0
Non-binary	--	--	--	--	--	--	--	--	--
Asian	0	0	0	0	0	0	0	0	0
Black or African American	0	0	0	0	0	0	0	0	0
Hispanic/Latino	0	0	0	0	0	0	0	0	0
Two or More Races	0	0	0	0	0	0	0	0	0
White	0	0	0	0	0	0	0	0	0
EML	0	0	0	0	0	0	0	0	0
FARMS	0	0	0	0	0	0	0	0	0
Special Education	0	0	0	0	0	0	0	0	0

Out-of-School Suspension Rate ^{2 3 5}												
	Total Students Enrolled			Percent Students Enrolled			Number Students Suspended			Percent Students Suspended		
	2020	2021	2022	2020	2021	2022	2020	2021	2022	2020	2021	2022
All Students	520	506	542				5	See footnote 4.	0	1.1	See footnote 4	.0
Female	243	229	259	46.7	45.3	47.8	1		0	.5		.0
Male	277	277	283	53.3	54.7	52.2	4		0	1.6		.0
Non-binary	--	--	--	--	--	--	--		--	--		--
Asian	33	34	--	6.3	6.7	≤5.0	0		0	.0		.0
Black or African American	131	142	138	25.2	28.1	25.5	2		0	1.8		.0
Hispanic/Latino	329	305	352	63.3	60.3	64.9	3		0	1.1		.0
Two or More Races	--	--	--	--	--	≤5.0	--		0	--		.0
White	--	--	--	≤5.0	≤5.0	≤5.0	0		0	.0		.0
EML	287	277	283	55.2	54.7	52.2	4		0	1.8		.0
FARMS	435	402	409	83.7	79.4	75.5	5		0	1.3		.0
Special Education	70	71	75	13.5	14.0	13.8	3		0	4.8		.0

2021–2022 Reported Serious Incidents								
Description	Police Called		Description	Police Called		Description	Police Called	
	No	Yes		No	Yes		No	Yes
Academic Dishonesty	0	0	Drugs	0	0	Robbery, Strong-Armed	0	0
Accident	0	0	Extortion	0	0	Serious Injury	0	0
Alcohol	0	0	Fighting	0	0	Sex Related	0	1
Arrest	0	0	Fire, Not Arson	0	0	Suicide Related	0	0
Arson	0	0	Gang-Related Incident/Crime	0	0	Theft	0	0
Bomb	0	0	Hate Incident	0	0	Threat, Physical or Verbal	0	0
Bomb Threat	4	0	Malfunction, Essential Equip.	1	0	Vandalism	0	0
Bullying	0	0	Medical Assistance	7	0	Weapon	0	0
Bus	0	0	Missing Child	0	0	Weapon, Toy, Facsimile	0	0
Computer Abuse	0	0	Physical Assault/Attack	0	0	Other	0	0
Disruptive Behavior	0	0	Protective Services	0	0			

¹ Duplicated Count of Students

² Unduplicated Count of Students

³ Data suppressed (--) to comply with federal guidance (see Guidelines for Reporting Data on Page iii).

⁴ Due to the COVID-19 pandemic, the 2020–2021 suspension data is not published as the overall number of incidents was too small to be reported.

⁵ EML = Emergent Multilingual Learners, FARMS = Free and Reduced-price Meals System.

Wheaton Woods Elementary School - #788

2021–2022 Bullying Incidents ⁶		2021–2022 Drills Conducted							
Number Reported	Number Confirmed	Fire	Evacuation	Reverse Evacuation	Shelter in Place	Drop, Cover, and Hold	Severe Weather	Active Assailant	Lockdown
0	0	5	1	1	1	1	1	1	1

2021–2022 Safety Incidents Requiring Alert Status							
Fire	Evacuation	Reverse Evacuation	Shelter in Place	Drop, Cover, and Hold	Severe Weather	Active Assailant	Lockdown
5	0	0	0	0	0	0	0

School Safety Programs
Be Well 365 Linkages to Learning Restorative Justice Visitor Management System

⁶ The number of reported bullying incidents may differ from the number of bullying incidents reported as a serious incident because an event is identified as a serious incident only if it results in or leads to the death or serious injury of any person on an MCPS site or conducting MCPS business; potential or actual disruption of the planned school day; or, any of the other criteria outlined in MCPS Regulation COB-RA *Reporting a Serious Incident* (see page 459). Additional information can be found in the glossary on page 445.

Whetstone Elementary School - #558

Cluster Name: Watkins Mill

19201 Thomas Farm Road Gaithersburg, MD 20879

Office Phone: (240) 740-1060

School Hours: 9:00 - 3:25

www.montgomeryschoolsmd.org/schools/whetstonees/

Fax Number: (301) 840-7185

2021–2022 Number of Out-of-School Suspension Incidents Related to School Safety ^{1 3 5}									
	Arson Fire Explosives	Attack	Dangerous Substances	Disrespect Insubordination Disruption	Fighting	Theft	Threat	Weapons	Other
Total Incidents	0	0	0	0	0	0	0	0	0
Female	0	0	0	0	0	0	0	0	0
Male	0	0	0	0	0	0	0	0	0
Non-binary	--	--	--	--	--	--	--	--	--
Asian	0	0	0	0	0	0	0	0	0
Black or African American	0	0	0	0	0	0	0	0	0
Hispanic/Latino	0	0	0	0	0	0	0	0	0
Two or More Races	0	0	0	0	0	0	0	0	0
White	0	0	0	0	0	0	0	0	0
EML	0	0	0	0	0	0	0	0	0
FARMS	0	0	0	0	0	0	0	0	0
Special Education	0	0	0	0	0	0	0	0	0

Out-of-School Suspension Rate ^{2 3 5}												
	Total Students Enrolled			Percent Students Enrolled			Number Students Suspended			Percent Students Suspended		
	2020	2021	2022	2020	2021	2022	2020	2021	2022	2020	2021	2022
All Students	750	710	717				0	See footnote 4.	0	.0	See footnote 4	.0
Female	364	356	355	48.5	50.1	49.5	0		0	.0		.0
Male	386	354	362	51.5	49.9	50.5	0		0	.0		.0
Non-binary	--	--	--	--	--	--	--		--	--		--
Asian	63	62	56	8.4	8.7	7.8	0		0	.0		.0
Black or African American	194	179	184	25.9	25.2	25.7	0		0	.0		.0
Hispanic/Latino	422	397	397	56.3	55.9	55.4	0		0	.0		.0
Two or More Races	--	--	--	≤5.0	≤5.0	≤5.0	0		0	.0		.0
White	46	46	48	6.1	6.5	6.7	0		0	.0		.0
EML	327	331	284	43.6	46.6	39.6	0		0	.0		.0
FARMS	529	472	487	70.5	66.5	67.9	0		0	.0		.0
Special Education	126	112	102	16.8	15.8	14.2	0		0	.0		.0

2021–2022 Reported Serious Incidents								
Description	Police Called		Description	Police Called		Description	Police Called	
	No	Yes		No	Yes		No	Yes
Academic Dishonesty	0	0	Drugs	0	0	Robbery, Strong-Armed	0	0
Accident	0	1	Extortion	0	0	Serious Injury	0	0
Alcohol	0	0	Fighting	0	0	Sex Related	0	0
Arrest	0	0	Fire, Not Arson	0	0	Suicide Related	0	0
Arson	0	0	Gang-Related Incident/Crime	0	0	Theft	0	0
Bomb	0	0	Hate Incident	0	0	Threat, Physical or Verbal	0	0
Bomb Threat	0	0	Malfunction, Essential Equip.	0	0	Vandalism	0	1
Bullying	0	0	Medical Assistance	0	0	Weapon	0	2
Bus	0	0	Missing Child	0	0	Weapon, Toy, Facsimile	0	0
Computer Abuse	0	1	Physical Assault/Attack	0	0	Other	0	1
Disruptive Behavior	0	0	Protective Services	0	0			

¹ Duplicated Count of Students

² Unduplicated Count of Students

³ Data suppressed (--) to comply with federal guidance (see Guidelines for Reporting Data on Page iii).

⁴ Due to the COVID-19 pandemic, the 2020–2021 suspension data is not published as the overall number of incidents was too small to be reported.

⁵ EML = Emergent Multilingual Learners, FARMS = Free and Reduced-price Meals System.

Whetstone Elementary School - #558

2021–2022 Bullying Incidents ⁶		2021–2022 Drills Conducted							
Number Reported	Number Confirmed	Fire	Evacuation	Reverse Evacuation	Shelter in Place	Drop, Cover, and Hold	Severe Weather	Active Assailant	Lockdown
0	0	5	1	1	1	1	1	1	1

2021–2022 Safety Incidents Requiring Alert Status							
Fire	Evacuation	Reverse Evacuation	Shelter in Place	Drop, Cover, and Hold	Severe Weather	Active Assailant	Lockdown
0	0	0	0	0	0	0	0

School Safety Programs	
Be Well 365 Restorative Justice Visitor Management System	

⁶ The number of reported bullying incidents may differ from the number of bullying incidents reported as a serious incident because an event is identified as a serious incident only if it results in or leads to the death or serious injury of any person on an MCPS site or conducting MCPS business; potential or actual disruption of the planned school day; or, any of the other criteria outlined in MCPS Regulation COB-RA *Reporting a Serious Incident* (see page 459). Additional information can be found in the glossary on page 445.

Wilson Wims Elementary School - #341

Cluster Name: Clarksburg

12520 Blue Sky Drive Clarksburg, MD 20871

Office Phone: (240) 406-1670

School Hours: 9:00 - 3:25

<http://www.montgomeryschoolsmd.org/schools/wimses/>

Fax Number: (301) 540-8531

2021–2022 Number of Out-of-School Suspension Incidents Related to School Safety ^{1 3 5}									
	Arson Fire Explosives	Attack	Dangerous Substances	Disrespect Insubordination Disruption	Fighting	Theft	Threat	Weapons	Other
Total Incidents	0	0	0	0	0	0	0	0	0
Female	0	0	0	0	0	0	0	0	0
Male	0	0	0	0	0	0	0	0	0
Non-binary	--	--	--	--	--	--	--	--	--
Asian	0	0	0	0	0	0	0	0	0
Black or African American	0	0	0	0	0	0	0	0	0
Hispanic/Latino	0	0	0	0	0	0	0	0	0
Two or More Races	0	0	0	0	0	0	0	0	0
White	0	0	0	0	0	0	0	0	0
EML	0	0	0	0	0	0	0	0	0
FARMS	0	0	0	0	0	0	0	0	0
Special Education	0	0	0	0	0	0	0	0	0

Out-of-School Suspension Rate ^{2 3 5}												
	Total Students Enrolled			Percent Students Enrolled			Number Students Suspended			Percent Students Suspended		
	2020	2021	2022	2020	2021	2022	2020	2021	2022	2020	2021	2022
All Students	773	643	618				1	See footnote 4.	0	.1	See footnote 4	.0
Female	364	307	286	47.1	47.7	46.3	1		0	.3		.0
Male	409	336	332	52.9	52.3	53.7	0		0	.0		.0
Non-binary	--	--	--	--	--	--	--		--	--		--
Asian	314	250	252	40.6	38.9	40.8	0		0	.0		.0
Black or African American	136	128	139	17.6	19.9	22.5	0		0	.0		.0
Hispanic/Latino	107	94	82	13.8	14.6	13.3	0		0	.0		.0
Two or More Races	--	--	--	≤5.0	≤5.0	≤5.0	0		0	.0		.0
White	178	141	115	23.0	21.9	18.6	1		0	.6		.0
EML	47	67	41	6.1	10.4	6.6	0		0	.0		.0
FARMS	81	75	77	10.5	11.7	12.5	0		0	.0		.0
Special Education	96	73	76	12.4	11.4	12.3	0		0	.0		.0

2021–2022 Reported Serious Incidents								
Description	Police Called		Description	Police Called		Description	Police Called	
	No	Yes		No	Yes		No	Yes
Academic Dishonesty	0	0	Drugs	0	0	Robbery, Strong-Armed	0	0
Accident	0	0	Extortion	0	0	Serious Injury	0	0
Alcohol	0	0	Fighting	0	0	Sex Related	0	0
Arrest	0	0	Fire, Not Arson	0	0	Suicide Related	0	0
Arson	0	0	Gang-Related Incident/Crime	0	0	Theft	0	0
Bomb	0	0	Hate Incident	0	0	Threat, Physical or Verbal	0	0
Bomb Threat	0	0	Malfunction, Essential Equip.	0	0	Vandalism	0	0
Bullying	0	0	Medical Assistance	1	0	Weapon	0	0
Bus	0	0	Missing Child	0	0	Weapon, Toy, Facsimile	0	0
Computer Abuse	0	0	Physical Assault/Attack	0	0	Other	0	0
Disruptive Behavior	0	0	Protective Services	0	0			

¹ Duplicated Count of Students

² Unduplicated Count of Students

³ Data suppressed (--) to comply with federal guidance (see Guidelines for Reporting Data on Page iii).

⁴ Due to the COVID-19 pandemic, the 2020–2021 suspension data is not published as the overall number of incidents was too small to be reported.

⁵ EML = Emergent Multilingual Learners, FARMS = Free and Reduced-price Meals System.

Wilson Wims Elementary School - #341

2021–2022 Bullying Incidents ⁶		2021–2022 Drills Conducted							
Number Reported	Number Confirmed	Fire	Evacuation	Reverse Evacuation	Shelter in Place	Drop, Cover, and Hold	Severe Weather	Active Assailant	Lockdown
0	0	5	1	1	1	1	1	1	1

2021–2022 Safety Incidents Requiring Alert Status							
Fire	Evacuation	Reverse Evacuation	Shelter in Place	Drop, Cover, and Hold	Severe Weather	Active Assailant	Lockdown
0	0	0	0	0	0	0	0

School Safety Programs	
Be Well 365 Visitor Management System	

⁶ The number of reported bullying incidents may differ from the number of bullying incidents reported as a serious incident because an event is identified as a serious incident only if it results in or leads to the death or serious injury of any person on an MCPS site or conducting MCPS business; potential or actual disruption of the planned school day; or, any of the other criteria outlined in MCPS Regulation COB-RA *Reporting a Serious Incident* (see page 459). Additional information can be found in the glossary on page 445.

Wood Acres Elementary School - #417

Cluster Name: Walt Whitman

5800 Cromwell Drive, Bethesda, MD 20816

Office Phone: (240) 740-1120

School Hours: 9:00 - 3:25

www.montgomeryschoolsmd.org/schools/woodacres/

Fax Number: (301) 320-6536

2021–2022 Number of Out-of-School Suspension Incidents Related to School Safety ^{1 3 5}									
	Arson Fire Explosives	Attack	Dangerous Substances	Disrespect Insubordination Disruption	Fighting	Theft	Threat	Weapons	Other
Total Incidents	0	0	0	0	0	0	0	0	0
Female	0	0	0	0	0	0	0	0	0
Male	0	0	0	0	0	0	0	0	0
Non-binary	--	--	--	--	--	--	--	--	--
Asian	0	0	0	0	0	0	0	0	0
Black or African American	0	0	0	0	0	0	0	0	0
Hispanic/Latino	0	0	0	0	0	0	0	0	0
Two or More Races	0	0	0	0	0	0	0	0	0
White	0	0	0	0	0	0	0	0	0
EML	0	0	0	0	0	0	0	0	0
FARMS	0	0	0	0	0	0	0	0	0
Special Education	0	0	0	0	0	0	0	0	0

Out-of-School Suspension Rate ^{2 3 5}												
	Total Students Enrolled			Percent Students Enrolled			Number Students Suspended			Percent Students Suspended		
	2020	2021	2022	2020	2021	2022	2020	2021	2022	2020	2021	2022
All Students	662	581	566				0	See footnote 4.	0	.0	See footnote 4	.0
Female	352	300	278	53.2	51.6	49.1	0		0	.0		.0
Male	310	281	288	46.8	48.4	50.9	0		0	.0		.0
Non-binary	--	--	--	--	--	--	--		--	--		--
Asian	64	59	50	9.7	10.2	8.8	0		0	.0		.0
Black or African American	--	--	--	≤5.0	≤5.0	≤5.0	0		0	.0		.0
Hispanic/Latino	89	72	84	13.4	12.4	14.8	0		0	.0		.0
Two or More Races	47	43	32	7.1	7.4	5.7	0		0	.0		.0
White	438	389	374	66.2	67.0	66.1	0		0	.0		.0
EML	43	63	43	6.5	10.8	7.6	0		0	.0		.0
FARMS	--	--	29	≤5.0	≤5.0	5.1	0		0	.0		.0
Special Education	100	81	83	15.1	13.9	14.7	0		0	.0		.0

2021–2022 Reported Serious Incidents								
Description	Police Called		Description	Police Called		Description	Police Called	
	No	Yes		No	Yes		No	Yes
Academic Dishonesty	0	0	Drugs	0	0	Robbery, Strong-Armed	0	0
Accident	1	1	Extortion	0	0	Serious Injury	0	0
Alcohol	0	0	Fighting	0	0	Sex Related	1	0
Arrest	0	0	Fire, Not Arson	0	0	Suicide Related	0	0
Arson	0	0	Gang-Related Incident/Crime	0	0	Theft	0	0
Bomb	0	0	Hate Incident	0	0	Threat, Physical or Verbal	0	0
Bomb Threat	0	0	Malfunction, Essential Equip.	0	0	Vandalism	0	0
Bullying	0	0	Medical Assistance	5	0	Weapon	0	0
Bus	0	0	Missing Child	0	0	Weapon, Toy, Facsimile	0	0
Computer Abuse	0	0	Physical Assault/Attack	0	0	Other	1	1
Disruptive Behavior	0	1	Protective Services	0	0			

¹ Duplicated Count of Students

² Unduplicated Count of Students

³ Data suppressed (--) to comply with federal guidance (see Guidelines for Reporting Data on Page iii).

⁴ Due to the COVID-19 pandemic, the 2020–2021 suspension data is not published as the overall number of incidents was too small to be reported.

⁵ EML = Emergent Multilingual Learners, FARMS = Free and Reduced-price Meals System.

Wood Acres Elementary School - #417

2021–2022 Bullying Incidents ⁶		2021–2022 Drills Conducted							
Number Reported	Number Confirmed	Fire	Evacuation	Reverse Evacuation	Shelter in Place	Drop, Cover, and Hold	Severe Weather	Active Assailant	Lockdown
0	0	5	1	1	1	1	1	1	1

2021–2022 Safety Incidents Requiring Alert Status							
Fire	Evacuation	Reverse Evacuation	Shelter in Place	Drop, Cover, and Hold	Severe Weather	Active Assailant	Lockdown
0	0	0	0	0	0	0	0

School Safety Programs	
Be Well 365 Visitor Management System	

⁶ The number of reported bullying incidents may differ from the number of bullying incidents reported as a serious incident because an event is identified as a serious incident only if it results in or leads to the death or serious injury of any person on an MCPS site or conducting MCPS business; potential or actual disruption of the planned school day; or, any of the other criteria outlined in MCPS Regulation COB-RA *Reporting a Serious Incident* (see page 459). Additional information can be found in the glossary on page 445.

Woodfield Elementary School - #704

Cluster Name: Damascus
School Hours: 9:00 - 3:25

24200 Woodfield Road Gaithersburg, MD 20882
www.montgomeryschoolsmd.org/schools/woodfieldes/

Office Phone: (240) 207-2550
Fax Number: (301) 391-6298

2021–2022 Number of Out-of-School Suspension Incidents Related to School Safety ^{1 3 5}									
	Arson Fire Explosives	Attack	Dangerous Substances	Disrespect Insubordination Disruption	Fighting	Theft	Threat	Weapons	Other
Total Incidents	0	0	0	0	0	0	0	0	0
Female	0	0	0	0	0	0	0	0	0
Male	0	0	0	0	0	0	0	0	0
Non-binary	--	--	--	--	--	--	--	--	--
Asian	0	0	0	0	0	0	0	0	0
Black or African American	0	0	0	0	0	0	0	0	0
Hispanic/Latino	0	0	0	0	0	0	0	0	0
Two or More Races	0	0	0	0	0	0	0	0	0
White	0	0	0	0	0	0	0	0	0
EML	0	0	0	0	0	0	0	0	0
FARMS	0	0	0	0	0	0	0	0	0
Special Education	0	0	0	0	0	0	0	0	0

Out-of-School Suspension Rate ^{2 3 5}												
	Total Students Enrolled			Percent Students Enrolled			Number Students Suspended			Percent Students Suspended		
	2020	2021	2022	2020	2021	2022	2020	2021	2022	2020	2021	2022
All Students	368	336	353				0	See footnote 4.	0	.0	See footnote 4	.0
Female	161	146	144	43.8	43.5	40.8	0		0	.0		.0
Male	207	190	209	56.3	56.5	59.2	0		0	.0		.0
Non-binary	--	--	--	--	--	--	--		--	--		--
Asian	31	25	24	8.4	7.4	6.8	0		0	.0		.0
Black or African American	40	41	42	10.9	12.2	11.9	0		0	.0		.0
Hispanic/Latino	91	82	97	24.7	24.4	27.5	0		0	.0		.0
Two or More Races	22	20	20	6.0	6.0	5.7	0		0	.0		.0
White	184	167	169	50.0	49.7	47.9	0		0	.0		.0
EML	31	33	28	8.4	9.8	7.9	0		0	.0		.0
FARMS	79	59	72	21.5	17.6	20.4	0		0	.0		.0
Special Education	100	81	94	27.2	24.1	26.6	0		0	.0		.0

2021–2022 Reported Serious Incidents								
Description	Police Called		Description	Police Called		Description	Police Called	
	No	Yes		No	Yes		No	Yes
Academic Dishonesty	0	0	Drugs	0	0	Robbery, Strong-Armed	0	0
Accident	0	0	Extortion	0	0	Serious Injury	0	0
Alcohol	0	0	Fighting	0	0	Sex Related	1	0
Arrest	0	0	Fire, Not Arson	0	0	Suicide Related	0	0
Arson	0	0	Gang-Related Incident/Crime	0	0	Theft	0	0
Bomb	0	0	Hate Incident	0	0	Threat, Physical or Verbal	0	0
Bomb Threat	0	0	Malfunction, Essential Equip.	1	0	Vandalism	0	0
Bullying	0	0	Medical Assistance	1	0	Weapon	0	0
Bus	0	0	Missing Child	0	0	Weapon, Toy, Facsimile	0	0
Computer Abuse	0	0	Physical Assault/Attack	0	0	Other	0	0
Disruptive Behavior	0	0	Protective Services	0	0			

¹ Duplicated Count of Students

² Unduplicated Count of Students

³ Data suppressed (--) to comply with federal guidance (see Guidelines for Reporting Data on Page iii).

⁴ Due to the COVID-19 pandemic, the 2020–2021 suspension data is not published as the overall number of incidents was too small to be reported.

⁵ EML = Emergent Multilingual Learners, FARMS = Free and Reduced-price Meals System.

Woodfield Elementary School - #704

2021–2022 Bullying Incidents ⁶		2021–2022 Drills Conducted							
Number Reported	Number Confirmed	Fire	Evacuation	Reverse Evacuation	Shelter in Place	Drop, Cover, and Hold	Severe Weather	Active Assailant	Lockdown
0	0	5	1	1	1	1	1	0	1

2021–2022 Safety Incidents Requiring Alert Status							
Fire	Evacuation	Reverse Evacuation	Shelter in Place	Drop, Cover, and Hold	Severe Weather	Active Assailant	Lockdown
1	0	0	0	0	0	0	0

School Safety Programs	
Be Well 365 Visitor Management System	

⁶ The number of reported bullying incidents may differ from the number of bullying incidents reported as a serious incident because an event is identified as a serious incident only if it results in or leads to the death or serious injury of any person on an MCPS site or conducting MCPS business; potential or actual disruption of the planned school day; or, any of the other criteria outlined in MCPS Regulation COB-RA *Reporting a Serious Incident* (see page 459). Additional information can be found in the glossary on page 445.

Woodlin Elementary School - #764

Cluster Name: Downcounty Consortium

5701 Grosvenor Lane Bethesda, MD 20814

Office Phone: (240) 740-7350

School Hours: 9:00 - 3:25

www.montgomeryschoolsmd.org/schools/woodlines/

Fax Number: (301) 650-6425

2021–2022 Number of Out-of-School Suspension Incidents Related to School Safety ^{1 3 5}									
	Arson Fire Explosives	Attack	Dangerous Substances	Disrespect Insubordination Disruption	Fighting	Theft	Threat	Weapons	Other
Total Incidents	0	0	0	0	0	0	0	0	0
Female	0	0	0	0	0	0	0	0	0
Male	0	0	0	0	0	0	0	0	0
Non-binary	--	--	--	--	--	--	--	--	--
Asian	0	0	0	0	0	0	0	0	0
Black or African American	0	0	0	0	0	0	0	0	0
Hispanic/Latino	0	0	0	0	0	0	0	0	0
Two or More Races	0	0	0	0	0	0	0	0	0
White	0	0	0	0	0	0	0	0	0
EML	0	0	0	0	0	0	0	0	0
FARMS	0	0	0	0	0	0	0	0	0
Special Education	0	0	0	0	0	0	0	0	0

Out-of-School Suspension Rate ^{2 3 5}												
	Total Students Enrolled			Percent Students Enrolled			Number Students Suspended			Percent Students Suspended		
	2020	2021	2022	2020	2021	2022	2020	2021	2022	2020	2021	2022
All Students	558	521	546				5	See footnote 4.	0	.9	See footnote 4	.0
Female	284	254	258	50.9	48.8	47.3	0		0	.0		.0
Male	274	267	288	49.1	51.2	52.7	5		0	1.9		.0
Non-binary	--	--	--	--	--	--	--		--	--		--
Asian	41	51	54	7.3	9.8	9.9	0		0	.0		.0
Black or African American	139	137	152	24.9	26.3	27.8	3		0	2.1		.0
Hispanic/Latino	121	105	114	21.7	20.2	20.9	2		0	1.7		.0
Two or More Races	43	37	37	7.7	7.1	6.8	0		0	.0		.0
White	213	191	189	38.2	36.7	34.6	0		0	.0		.0
EML	101	133	145	18.1	25.5	26.6	0		0	.0		.0
FARMS	157	118	186	28.1	22.6	34.1	3		0	2.2		.0
Special Education	100	104	98	17.9	20.0	17.9	2		0	2.3		.0

2021–2022 Reported Serious Incidents								
Description	Police Called		Description	Police Called		Description	Police Called	
	No	Yes		No	Yes		No	Yes
Academic Dishonesty	0	0	Drugs	0	0	Robbery, Strong-Armed	0	0
Accident	0	0	Extortion	0	0	Serious Injury	0	0
Alcohol	0	0	Fighting	0	0	Sex Related	0	1
Arrest	0	0	Fire, Not Arson	0	0	Suicide Related	0	0
Arson	0	0	Gang-Related Incident/Crime	0	0	Theft	0	0
Bomb	0	0	Hate Incident	0	0	Threat, Physical or Verbal	0	0
Bomb Threat	0	0	Malfunction, Essential Equip.	0	0	Vandalism	0	0
Bullying	0	0	Medical Assistance	6	0	Weapon	0	0
Bus	0	0	Missing Child	1	0	Weapon, Toy, Facsimile	0	0
Computer Abuse	0	0	Physical Assault/Attack	1	0	Other	0	0
Disruptive Behavior	1	0	Protective Services	0	0			

¹ Duplicated Count of Students

² Unduplicated Count of Students

³ Data suppressed (--) to comply with federal guidance (see Guidelines for Reporting Data on Page iii).

⁴ Due to the COVID-19 pandemic, the 2020–2021 suspension data is not published as the overall number of incidents was too small to be reported.

⁵ EML = Emergent Multilingual Learners, FARMS = Free and Reduced-price Meals System.

Woodlin Elementary School - #764

2021–2022 Bullying Incidents ⁶		2021–2022 Drills Conducted							
Number Reported	Number Confirmed	Fire	Evacuation	Reverse Evacuation	Shelter in Place	Drop, Cover, and Hold	Severe Weather	Active Assailant	Lockdown
0	0	5	0	0	1	1	1	0	1

2021–2022 Safety Incidents Requiring Alert Status							
Fire	Evacuation	Reverse Evacuation	Shelter in Place	Drop, Cover, and Hold	Severe Weather	Active Assailant	Lockdown
1	0	0	0	0	0	0	0

School Safety Programs	
Be Well 365 Visitor Management System	

⁶ The number of reported bullying incidents may differ from the number of bullying incidents reported as a serious incident because an event is identified as a serious incident only if it results in or leads to the death or serious injury of any person on an MCPS site or conducting MCPS business; potential or actual disruption of the planned school day; or, any of the other criteria outlined in MCPS Regulation COB-RA *Reporting a Serious Incident* (see page 459). Additional information can be found in the glossary on page 445.

Wyngate Elementary School - #422

Cluster Name: Walter Johnson

9300 Wadsworth Drive Bethesda, MD 20817

Office Phone: (240) 740-1080

School Hours: 9:00 - 3:25

www.montgomeryschoolsmd.org/schools/wyngatees/

Fax Number: (301) 571-3870

2021–2022 Number of Out-of-School Suspension Incidents Related to School Safety ^{1 3 5}									
	Arson Fire Explosives	Attack	Dangerous Substances	Disrespect Insubordination Disruption	Fighting	Theft	Threat	Weapons	Other
Total Incidents	0	0	0	0	0	0	0	0	0
Female	0	0	0	0	0	0	0	0	0
Male	0	0	0	0	0	0	0	0	0
Non-binary	--	--	--	--	--	--	--	--	--
Asian	0	0	0	0	0	0	0	0	0
Black or African American	0	0	0	0	0	0	0	0	0
Hispanic/Latino	0	0	0	0	0	0	0	0	0
Two or More Races	0	0	0	0	0	0	0	0	0
White	0	0	0	0	0	0	0	0	0
EML	0	0	0	0	0	0	0	0	0
FARMS	0	0	0	0	0	0	0	0	0
Special Education	0	0	0	0	0	0	0	0	0

Out-of-School Suspension Rate ^{2 3 5}												
	Total Students Enrolled			Percent Students Enrolled			Number Students Suspended			Percent Students Suspended		
	2020	2021	2022	2020	2021	2022	2020	2021	2022	2020	2021	2022
All Students	743	684	696				0	See footnote 4.	0	.0	See footnote 4	.0
Female	365	328	341	49.1	48.0	49.0	0		0	.0		.0
Male	378	356	355	50.9	52.0	51.0	0		0	.0		.0
Non-binary	--	--	--	--	--	--	--		--	--		--
Asian	99	98	105	13.3	14.3	15.1	0		0	.0		.0
Black or African American	--	--	--	≤5.0	≤5.0	≤5.0	0		0	.0		.0
Hispanic/Latino	88	94	99	11.8	13.7	14.2	0		0	.0		.0
Two or More Races	67	60	73	9.0	8.8	10.5	0		0	.0		.0
White	455	403	389	61.2	58.9	55.9	0		0	.0		.0
EML	60	79	73	8.1	11.5	10.5	0		0	.0		.0
FARMS	--	--	--	≤5.0	--	≤5.0	0		0	.0		.0
Special Education	53	43	46	7.1	6.3	6.6	0		0	.0		.0

2021–2022 Reported Serious Incidents								
Description	Police Called		Description	Police Called		Description	Police Called	
	No	Yes		No	Yes		No	Yes
Academic Dishonesty	0	0	Drugs	0	0	Robbery, Strong-Armed	0	0
Accident	0	0	Extortion	0	0	Serious Injury	0	0
Alcohol	0	0	Fighting	1	0	Sex Related	0	0
Arrest	0	0	Fire, Not Arson	0	0	Suicide Related	0	0
Arson	0	0	Gang-Related Incident/Crime	0	0	Theft	0	0
Bomb	0	0	Hate Incident	0	0	Threat, Physical or Verbal	0	0
Bomb Threat	2	0	Malfunction, Essential Equip.	0	0	Vandalism	0	0
Bullying	0	0	Medical Assistance	0	0	Weapon	0	0
Bus	0	0	Missing Child	1	0	Weapon, Toy, Facsimile	0	0
Computer Abuse	0	0	Physical Assault/Attack	0	0	Other	0	0
Disruptive Behavior	0	0	Protective Services	0	0			

¹ Duplicated Count of Students

² Unduplicated Count of Students

³ Data suppressed (--) to comply with federal guidance (see Guidelines for Reporting Data on Page iii).

⁴ Due to the COVID-19 pandemic, the 2020–2021 suspension data is not published as the overall number of incidents was too small to be reported.

⁵ EML = Emergent Multilingual Learners, FARMS = Free and Reduced-price Meals System.

Wyngate Elementary School - #422

2021–2022 Bullying Incidents ⁶		2021–2022 Drills Conducted							
Number Reported	Number Confirmed	Fire	Evacuation	Reverse Evacuation	Shelter in Place	Drop, Cover, and Hold	Severe Weather	Active Assailant	Lockdown
4	4	6	1	1	1	1	1	1	1

2021–2022 Safety Incidents Requiring Alert Status							
Fire	Evacuation	Reverse Evacuation	Shelter in Place	Drop, Cover, and Hold	Severe Weather	Active Assailant	Lockdown
2	0	0	0	0	0	0	0

School Safety Programs	
Be Well 365 Visitor Management System	

⁶ The number of reported bullying incidents may differ from the number of bullying incidents reported as a serious incident because an event is identified as a serious incident only if it results in or leads to the death or serious injury of any person on an MCPS site or conducting MCPS business; potential or actual disruption of the planned school day; or, any of the other criteria outlined in MCPS Regulation COB-RA *Reporting a Serious Incident* (see page 459). Additional information can be found in the glossary on page 445.

SECTION III

MIDDLE SCHOOL PROFILES

Middle School Listing

Argyle.....	278
John T. Baker.....	280
Benjamin Banneker.....	282
Briggs Chaney	284
Cabin John.....	286
Roberto W. Clemente	288
Eastern.....	290
William H. Farquhar	292
Forest Oak	294
Robert Frost.....	296
Gaithersburg	298
Herbert Hoover	300
Francis Scott Key.....	302
Dr. Martin Luther King, Jr.	304
Kingsview	306
Lakelands Park	308
A. Mario Loiederman.....	310
Montgomery Village	312
Neelsville.....	314
Newport Mill	316
North Bethesda	318
Parkland.....	320
Rosa M. Parks	322
John Poole	324
Thomas W. Pyle.....	326
Redland.....	328
Ridgeview	330
Rocky Hill	332
Shady Grove	334
Odessa Shannon	336
Silver Creek	338
Silver Spring International	340
Sligo	342
Takoma Park.....	344
Tilden	346
Hallie Wells	348
Julius West.....	350
Westland	352
White Oak	354
Earle B. Wood.....	356

Argyle Middle School - #823

Cluster Name: Downcounty Consortium

2400 Bel Pre Road Silver Spring, MD 20906

Office Phone: (240) 740-6370

School Hours: 8:15 - 3:00

www.montgomeryschoolsmd.org/schools/argylems/

Fax Number: (301) 460-2423

2021–2022 Number of Out-of-School Suspension Incidents Related to School Safety ^{1 3 5}									
	Arson Fire Explosives	Attack	Dangerous Substances	Disrespect Insubordination Disruption	Fighting	Theft	Threat	Weapons	Other
Total Incidents	0	9	1	9	18	0	16	0	0
Female	0	0	0	3	6	0	3	0	0
Male	0	9	1	6	12	0	13	0	0
Non-binary	--	--	--	--	--	--	--	--	--
Asian	0	0	0	0	1	0	0	0	0
Black or African American	0	3	0	3	3	0	5	0	0
Hispanic/Latino	0	5	0	4	10	0	10	0	0
Two or More Races	0	1	1	0	4	0	1	0	0
White	0	0	0	1	0	0	0	0	0
EML	0	3	0	3	5	0	3	0	0
FARMS	0	8	1	8	15	0	16	0	0
Special Education	0	2	0	3	3	0	5	0	0

Out-of-School Suspension Rate ^{2 3 5}												
	Total Students Enrolled			Percent Students Enrolled			Number Students Suspended			Percent Students Suspended		
	2020	2021	2022	2020	2021	2022	2020	2021	2022	2020	2021	2022
All Students	1019	1030	987				17	See footnote 4.	33	1.7	See footnote 4	3.3
Female	401	419	426	39.4	40.7	43.2	5		23	1.3		5.4
Male	618	611	561	60.6	59.3	56.8	12		10	1.9		1.8
Non-binary	--	--	--	--	--	--	--		--	--		--
Asian	86	79	76	8.4	7.7	7.7	2		1	2.3		1.3
Black or African American	254	246	254	24.9	23.9	25.7	6		12	2.3		4.7
Hispanic/Latino	582	593	543	57.1	57.6	55.0	8		17	1.4		3.1
Two or More Races	--	--	--	≤5.0	≤5.0	≤5.0	1		2	4.0		4.9
White	73	73	68	7.2	7.1	6.9	0		1	.0		1.5
EML	179	321	237	17.6	31.2	24.0	0		11	.0		4.6
FARMS	625	569	645	61.3	55.2	65.3	12		22	1.8		3.4
Special Education	101	97	97	9.9	9.4	9.8	1		7	1.0		7.2

2021–2022 Reported Serious Incidents								
Description	Police Called		Description	Police Called		Description	Police Called	
	No	Yes		No	Yes		No	Yes
Academic Dishonesty	0	0	Drugs	0	1	Robbery, Strong-Armed	0	0
Accident	0	0	Extortion	0	0	Serious Injury	0	0
Alcohol	0	0	Fighting	0	0	Sex Related	0	1
Arrest	0	0	Fire, Not Arson	0	0	Suicide Related	0	0
Arson	0	0	Gang-Related Incident/Crime	0	0	Theft	0	0
Bomb	0	0	Hate Incident	0	0	Threat, Physical or Verbal	0	3
Bomb Threat	0	0	Malfunction, Essential Equip.	1	0	Vandalism	0	0
Bullying	0	0	Medical Assistance	8	0	Weapon	0	1
Bus	0	0	Missing Child	0	0	Weapon, Toy, Facsimile	0	0
Computer Abuse	0	0	Physical Assault/Attack	0	1	Other	0	0
Disruptive Behavior	0	2	Protective Services	0	0			

¹ Duplicated Count of Students

² Unduplicated Count of Students

³ Data suppressed (--) to comply with federal guidance (see Guidelines for Reporting Data on Page iii).

⁴ Due to the COVID-19 pandemic, the 2020–2021 suspension data is not published as the overall number of incidents was too small to be reported.

⁵ EML = Emergent Multilingual Learners, FARMS = Free and Reduced-price Meals System.

Argyle Middle School - #823

2021–2022 Bullying Incidents ⁶		2021–2022 Drills Conducted							
Number Reported	Number Confirmed	Fire	Evacuation	Reverse Evacuation	Shelter in Place	Drop, Cover, and Hold	Severe Weather	Active Assailant	Lockdown
10	9	5	1	1	1	0	1	1	1

2021–2022 Safety Incidents Requiring Alert Status							
Fire	Evacuation	Reverse Evacuation	Shelter in Place	Drop, Cover, and Hold	Severe Weather	Active Assailant	Lockdown
1	0	0	0	0	0	0	0

School Safety Programs
Be Well 365 Restorative Justice Truancy Prevention Program Visitor Management System

⁶ The number of reported bullying incidents may differ from the number of bullying incidents reported as a serious incident because an event is identified as a serious incident only if it results in or leads to the death or serious injury of any person on an MCPS site or conducting MCPS business; potential or actual disruption of the planned school day; or, any of the other criteria outlined in MCPS Regulation COB-RA *Reporting a Serious Incident* (see page 459). Additional information can be found in the glossary on page 445.

John T. Baker Middle School - #705

Cluster Name: Damascus, Gaithersburg

25400 Oak Drive Damascus, MD 20872

Office Phone: (240) 207-2440

School Hours: 8:15 - 3:00

www.montgomeryschoolsmd.org/schools/bakerm/

Fax Number: (301) 253-7020

2021–2022 Number of Out-of-School Suspension Incidents Related to School Safety ^{1 3 5}									
	Arson Fire Explosives	Attack	Dangerous Substances	Disrespect Insubordination Disruption	Fighting	Theft	Threat	Weapons	Other
Total Incidents	0	0	0	0	0	0	1	0	0
Female	0	0	0	0	0	0	0	0	0
Male	0	0	0	0	0	0	1	0	0
Non-binary	--	--	--	--	--	--	--	--	--
Asian	0	0	0	0	0	0	0	0	0
Black or African American	0	0	0	0	0	0	0	0	0
Hispanic/Latino	0	0	0	0	0	0	0	0	0
Two or More Races	0	0	0	0	0	0	0	0	0
White	0	0	0	0	0	0	1	0	0
EML	0	0	0	0	0	0	0	0	0
FARMS	0	0	0	0	0	0	0	0	0
Special Education	0	0	0	0	0	0	0	0	0

Out-of-School Suspension Rate ^{2 3 5}												
	Total Students Enrolled			Percent Students Enrolled			Number Students Suspended			Percent Students Suspended		
	2020	2021	2022	2020	2021	2022	2020	2021	2022	2020	2021	2022
All Students	843	799	855				8	See footnote 4.	1	1.0	See footnote 4	.1
Female	429	389	427	50.9	48.7	49.9	0		1	.0		.2
Male	414	409	428	49.1	51.2	50.1	8		0	2.0		.0
Non-binary	--	--	--	--	--	--	--		--	--		--
Asian	52	50	59	6.2	6.3	6.9	0		0	.0		.0
Black or African American	98	101	108	11.6	12.6	12.6	4		0	4.0		.0
Hispanic/Latino	250	232	260	29.7	29.0	30.4	1		0	.4		.0
Two or More Races	45	50	66	5.3	6.3	7.7	0		0	.0		.0
White	396	366	361	47.0	45.8	42.2	2		1	.5		.3
EML	--	79	67	≤5.0	9.9	7.8	1		0	4.0		.0
FARMS	210	201	254	24.9	25.2	29.7	3		0	1.3		.0
Special Education	113	108	117	13.4	13.5	13.7	3		0	2.7		.0

2021–2022 Reported Serious Incidents								
Description	Police Called		Description	Police Called		Description	Police Called	
	No	Yes		No	Yes		No	Yes
Academic Dishonesty	0	0	Drugs	0	0	Robbery, Strong-Armed	0	0
Accident	0	0	Extortion	0	0	Serious Injury	0	0
Alcohol	0	0	Fighting	1	1	Sex Related	6	14
Arrest	0	0	Fire, Not Arson	0	0	Suicide Related	0	0
Arson	0	0	Gang-Related Incident/Crime	0	0	Theft	0	0
Bomb	0	0	Hate Incident	0	0	Threat, Physical or Verbal	0	6
Bomb Threat	1	0	Malfunction, Essential Equip.	1	0	Vandalism	0	2
Bullying	2	0	Medical Assistance	23	1	Weapon	0	0
Bus	0	0	Missing Child	1	0	Weapon, Toy, Facsimile	0	0
Computer Abuse	1	0	Physical Assault/Attack	0	1	Other	0	0
Disruptive Behavior	1	3	Protective Services	0	0			

¹ Duplicated Count of Students

² Unduplicated Count of Students

³ Data suppressed (--) to comply with federal guidance (see Guidelines for Reporting Data on Page iii).

⁴ Due to the COVID-19 pandemic, the 2020–2021 suspension data is not published as the overall number of incidents was too small to be reported.

⁵ EML = Emergent Multilingual Learners, FARMS = Free and Reduced-price Meals System.

John T. Baker Middle School - #705

2021–2022 Bullying Incidents ⁶		2021–2022 Drills Conducted							
Number Reported	Number Confirmed	Fire	Evacuation	Reverse Evacuation	Shelter in Place	Drop, Cover, and Hold	Severe Weather	Active Assailant	Lockdown
15	15	5	1	1	1	1	0	0	1

2021–2022 Safety Incidents Requiring Alert Status							
Fire	Evacuation	Reverse Evacuation	Shelter in Place	Drop, Cover, and Hold	Severe Weather	Active Assailant	Lockdown
3	0	0	0	0	0	0	0

School Safety Programs	
Be Well 365 Visitor Management System	

⁶ The number of reported bullying incidents may differ from the number of bullying incidents reported as a serious incident because an event is identified as a serious incident only if it results in or leads to the death or serious injury of any person on an MCPS site or conducting MCPS business; potential or actual disruption of the planned school day; or, any of the other criteria outlined in MCPS Regulation COB-RA *Reporting a Serious Incident* (see page 459). Additional information can be found in the glossary on page 445.

Benjamin Banneker Middle School - #333

Cluster Name: Northeast Consortium

14800 Perrywood Drive Burtonsville, MD 20866

Office Phone: (240) 740-6250

School Hours: 8:15 - 3:00

www.montgomeryschoolsmd.org/schools/bannekerm/

Fax Number: (301) 879-1032

2021–2022 Number of Out-of-School Suspension Incidents Related to School Safety ^{1 3 5}									
	Arson Fire Explosives	Attack	Dangerous Substances	Disrespect Insubordination Disruption	Fighting	Theft	Threat	Weapons	Other
Total Incidents	0	13	2	3	31	0	0	4	0
Female	0	5	2	0	9	0	0	0	0
Male	0	8	0	3	22	0	0	4	0
Non-binary	--	--	--	--	--	--	--	--	--
Asian	0	0	0	0	1	0	0	0	0
Black or African American	0	11	2	3	21	0	0	3	0
Hispanic/Latino	0	1	0	0	6	0	0	1	0
Two or More Races	0	1	0	0	1	0	0	0	0
White	0	0	0	0	2	0	0	0	0
EML	0	1	0	0	3	0	0	1	0
FARMS	0	11	2	3	25	0	0	4	0
Special Education	0	4	0	2	10	0	0	2	0

Out-of-School Suspension Rate ^{2 3 5}												
	Total Students Enrolled			Percent Students Enrolled			Number Students Suspended			Percent Students Suspended		
	2020	2021	2022	2020	2021	2022	2020	2021	2022	2020	2021	2022
All Students	902	864	844				60	See footnote 4.	42	6.6	See footnote 4	5.0
Female	405	393	398	44.9	45.5	47.2	15		28	3.7		7.0
Male	497	471	446	55.1	54.5	52.8	45		14	9.0		3.1
Non-binary	--	--	--	--	--	--	--		--	--		--
Asian	88	78	77	9.8	9.0	9.1	0		1	.0		1.3
Black or African American	594	569	543	65.9	65.9	64.3	55		29	9.4		5.3
Hispanic/Latino	170	174	173	18.8	20.1	20.5	3		8	1.7		4.6
Two or More Races	--	--	--	≤5.0	≤5.0	≤5.0	2		2	8.3		8.7
White	--	--	--	≤5.0	≤5.0	≤5.0	0		2	.0		7.7
EML	76	103	83	8.4	11.9	9.8	6		4	8.7		4.8
FARMS	485	451	502	53.8	52.2	59.5	38		27	7.5		5.4
Special Education	139	141	143	15.4	16.3	16.9	12		11	9.7		7.7

2021–2022 Reported Serious Incidents								
Description	Police Called		Description	Police Called		Description	Police Called	
	No	Yes		No	Yes		No	Yes
Academic Dishonesty	0	0	Drugs	0	2	Robbery, Strong-Armed	0	0
Accident	0	1	Extortion	0	0	Serious Injury	0	0
Alcohol	0	0	Fighting	0	0	Sex Related	0	5
Arrest	0	0	Fire, Not Arson	0	0	Suicide Related	0	1
Arson	0	0	Gang-Related Incident/Crime	0	0	Theft	0	0
Bomb	0	0	Hate Incident	0	0	Threat, Physical or Verbal	0	7
Bomb Threat	1	0	Malfunction, Essential Equip.	3	0	Vandalism	0	0
Bullying	0	0	Medical Assistance	18	0	Weapon	2	6
Bus	0	0	Missing Child	1	4	Weapon, Toy, Facsimile	0	0
Computer Abuse	0	2	Physical Assault/Attack	1	5	Other	0	0
Disruptive Behavior	0	1	Protective Services	0	0			

¹ Duplicated Count of Students

² Unduplicated Count of Students

³ Data suppressed (--) to comply with federal guidance (see Guidelines for Reporting Data on Page iii).

⁴ Due to the COVID-19 pandemic, the 2020–2021 suspension data is not published as the overall number of incidents was too small to be reported.

⁵ EML = Emergent Multilingual Learners, FARMS = Free and Reduced-price Meals System.

Benjamin Banneker Middle School - #333

2021–2022 Bullying Incidents ⁶		2021–2022 Drills Conducted							
Number Reported	Number Confirmed	Fire	Evacuation	Reverse Evacuation	Shelter in Place	Drop, Cover, and Hold	Severe Weather	Active Assailant	Lockdown
0	0	5	1	1	1	1	1	1	1

2021–2022 Safety Incidents Requiring Alert Status							
Fire	Evacuation	Reverse Evacuation	Shelter in Place	Drop, Cover, and Hold	Severe Weather	Active Assailant	Lockdown
3	0	0	0	0	0	0	0

School Safety Programs	
Be Well 365 Restorative Justice Truancy Prevention Program Visitor Management System	

⁶ The number of reported bullying incidents may differ from the number of bullying incidents reported as a serious incident because an event is identified as a serious incident only if it results in or leads to the death or serious injury of any person on an MCPS site or conducting MCPS business; potential or actual disruption of the planned school day; or, any of the other criteria outlined in MCPS Regulation COB-RA *Reporting a Serious Incident* (see page 459). Additional information can be found in the glossary on page 445.

Briggs Chaney Middle School - #335

Cluster Name: Northeast Consortium

1901 Rainbow Drive Silver Spring, MD 20905

Office Phone: (301) 288-8300

School Hours: 8:15 - 3:00

www.montgomeryschoolsmd.org/schools/briggschaneyms/

Fax Number: (301) 989-6020

2021–2022 Number of Out-of-School Suspension Incidents Related to School Safety ^{1 3 5}									
	Arson Fire Explosives	Attack	Dangerous Substances	Disrespect Insubordination Disruption	Fighting	Theft	Threat	Weapons	Other
Total Incidents	0	15	3	14	38	0	2	3	0
Female	0	7	2	3	28	0	1	3	0
Male	0	8	1	11	10	0	1	0	0
Non-binary	--	--	--	--	--	--	--	--	--
Asian	0	0	0	1	0	0	0	0	0
Black or African American	0	9	2	7	22	0	2	1	0
Hispanic/Latino	0	4	1	2	7	0	0	1	0
Two or More Races	0	1	0	3	2	0	0	0	0
White	0	0	0	1	0	0	0	0	0
EML	0	2	0	0	7	0	0	0	0
FARMS	0	12	3	9	27	0	2	2	0
Special Education	0	0	1	3	5	0	0	0	0

Out-of-School Suspension Rate ^{2 3 5}												
	Total Students Enrolled			Percent Students Enrolled			Number Students Suspended			Percent Students Suspended		
	2020	2021	2022	2020	2021	2022	2020	2021	2022	2020	2021	2022
All Students	948	968	952				21	See footnote 4.	56	2.2	See footnote 4	5.9
Female	461	464	448	48.6	47.9	47.1	10		26	2.2		5.8
Male	487	504	504	51.4	52.1	52.9	11		30	2.2		6.0
Non-binary	--	--	--	--	--	--	--		--	--		--
Asian	102	101	86	10.8	10.4	9.0	0		1	.0		1.2
Black or African American	501	514	510	52.8	53.1	53.6	15		38	3.0		7.5
Hispanic/Latino	244	244	257	25.7	25.2	27.0	5		12	2.1		4.7
Two or More Races	--	--	--	≤5.0	≤5.0	≤5.0	0		4	.0		10.0
White	64	65	58	6.8	6.7	6.1	1		1	1.5		1.7
EML	80	135	103	8.4	13.9	10.8	1		5	1.4		4.9
FARMS	495	417	546	52.2	43.1	57.4	15		32	2.9		5.9
Special Education	106	109	121	11.2	11.3	12.7	7		7	6.3		5.8

2021–2022 Reported Serious Incidents								
Description	Police Called		Description	Police Called		Description	Police Called	
	No	Yes		No	Yes		No	Yes
Academic Dishonesty	0	0	Drugs	0	1	Robbery, Strong-Armed	0	0
Accident	2	0	Extortion	0	0	Serious Injury	0	0
Alcohol	0	0	Fighting	0	3	Sex Related	1	14
Arrest	0	0	Fire, Not Arson	0	0	Suicide Related	1	0
Arson	0	0	Gang-Related Incident/Crime	0	0	Theft	0	0
Bomb	0	0	Hate Incident	0	0	Threat, Physical or Verbal	1	9
Bomb Threat	1	0	Malfunction, Essential Equip.	0	0	Vandalism	0	0
Bullying	0	1	Medical Assistance	6	1	Weapon	1	4
Bus	0	0	Missing Child	0	0	Weapon, Toy, Facsimile	0	0
Computer Abuse	0	2	Physical Assault/Attack	2	2	Other	0	0
Disruptive Behavior	0	5	Protective Services	0	0			

¹ Duplicated Count of Students

² Unduplicated Count of Students

³ Data suppressed (--) to comply with federal guidance (see Guidelines for Reporting Data on Page iii).

⁴ Due to the COVID-19 pandemic, the 2020–2021 suspension data is not published as the overall number of incidents was too small to be reported.

⁵ EML = Emergent Multilingual Learners, FARMS = Free and Reduced-price Meals System.

Briggs Chaney Middle School - #335

2021–2022 Bullying Incidents ⁶		2021–2022 Drills Conducted							
Number Reported	Number Confirmed	Fire	Evacuation	Reverse Evacuation	Shelter in Place	Drop, Cover, and Hold	Severe Weather	Active Assailant	Lockdown
1	1	6	1	1	1	1	1	0	1

2021–2022 Safety Incidents Requiring Alert Status							
Fire	Evacuation	Reverse Evacuation	Shelter in Place	Drop, Cover, and Hold	Severe Weather	Active Assailant	Lockdown
2	0	0	0	0	0	0	0

School Safety Programs
Be Well 365 Restorative Justice Truancy Prevention Program Visitor Management System

⁶ The number of reported bullying incidents may differ from the number of bullying incidents reported as a serious incident because an event is identified as a serious incident only if it results in or leads to the death or serious injury of any person on an MCPS site or conducting MCPS business; potential or actual disruption of the planned school day; or, any of the other criteria outlined in MCPS Regulation COB-RA *Reporting a Serious Incident* (see page 459). Additional information can be found in the glossary on page 445.

Cabin John Middle School - #606

Cluster Name: Churchill, Wootton

10701 Gainsborough Road, Potomac, MD 20854

Office Phone: (240) 406-1600

School Hours: 8:15 - 3:00

www.montgomeryschoolsmd.org/schools/cabinjohnms/

Fax Number: (240) 740-4403

2021–2022 Number of Out-of-School Suspension Incidents Related to School Safety ^{1 3 5}									
	Arson Fire Explosives	Attack	Dangerous Substances	Disrespect Insubordination Disruption	Fighting	Theft	Threat	Weapons	Other
Total Incidents	0	0	0	0	0	0	0	0	0
Female	0	0	0	0	0	0	0	0	0
Male	0	0	0	0	0	0	0	0	0
Non-binary	--	--	--	--	--	--	--	--	--
Asian	0	0	0	0	0	0	0	0	0
Black or African American	0	0	0	0	0	0	0	0	0
Hispanic/Latino	0	0	0	0	0	0	0	0	0
Two or More Races	0	0	0	0	0	0	0	0	0
White	0	0	0	0	0	0	0	0	0
EML	0	0	0	0	0	0	0	0	0
FARMS	0	0	0	0	0	0	0	0	0
Special Education	0	0	0	0	0	0	0	0	0

Out-of-School Suspension Rate ^{2 3 5}												
	Total Students Enrolled			Percent Students Enrolled			Number Students Suspended			Percent Students Suspended		
	2020	2021	2022	2020	2021	2022	2020	2021	2022	2020	2021	2022
All Students	1047	1085	1044				2	See footnote 4.	0	.2	See footnote 4	.0
Female	498	544	526	47.6	50.1	50.4	0		0	.0		.0
Male	549	540	518	52.4	49.8	49.6	2		0	.4		.0
Non-binary	--	--	--	--	--	--	--		--	--		--
Asian	365	365	356	34.9	33.6	34.1	1		0	.3		.0
Black or African American	119	140	129	11.4	12.9	12.4	0		0	.0		.0
Hispanic/Latino	88	107	107	8.4	9.9	10.2	0		0	.0		.0
Two or More Races	63	64	63	6.0	5.9	6.0	0		0	.0		.0
White	411	408	387	39.3	37.6	37.1	1		0	.2		.0
EML	--	75	--	≤5.0	6.9	≤5.0	0		0	.0		.0
FARMS	77	81	86	7.4	7.5	8.2	0		0	.0		.0
Special Education	140	142	126	13.4	13.1	12.1	0		0	.0		.0

2021–2022 Reported Serious Incidents								
Description	Police Called		Description	Police Called		Description	Police Called	
	No	Yes		No	Yes		No	Yes
Academic Dishonesty	0	0	Drugs	0	0	Robbery, Strong-Armed	0	0
Accident	0	0	Extortion	0	0	Serious Injury	0	0
Alcohol	0	0	Fighting	0	0	Sex Related	0	0
Arrest	0	0	Fire, Not Arson	0	0	Suicide Related	0	2
Arson	0	0	Gang-Related Incident/Crime	0	0	Theft	0	0
Bomb	0	0	Hate Incident	0	0	Threat, Physical or Verbal	1	6
Bomb Threat	0	0	Malfunction, Essential Equip.	0	0	Vandalism	0	3
Bullying	0	0	Medical Assistance	2	0	Weapon	0	1
Bus	0	0	Missing Child	0	0	Weapon, Toy, Facsimile	0	0
Computer Abuse	0	1	Physical Assault/Attack	0	1	Other	0	3
Disruptive Behavior	1	1	Protective Services	0	0			

¹ Duplicated Count of Students

² Unduplicated Count of Students

³ Data suppressed (--) to comply with federal guidance (see Guidelines for Reporting Data on Page iii).

⁴ Due to the COVID-19 pandemic, the 2020–2021 suspension data is not published as the overall number of incidents was too small to be reported.

⁵ EML = Emergent Multilingual Learners, FARMS = Free and Reduced-price Meals System.

Cabin John Middle School - #606

2021–2022 Bullying Incidents ⁶		2021–2022 Drills Conducted							
Number Reported	Number Confirmed	Fire	Evacuation	Reverse Evacuation	Shelter in Place	Drop, Cover, and Hold	Severe Weather	Active Assailant	Lockdown
3	2	4	1	1	1	1	1	1	1

2021–2022 Safety Incidents Requiring Alert Status							
Fire	Evacuation	Reverse Evacuation	Shelter in Place	Drop, Cover, and Hold	Severe Weather	Active Assailant	Lockdown
0	0	0	1	0	0	0	0

School Safety Programs
Be Well 365 Restorative Justice Visitor Management System

⁶ The number of reported bullying incidents may differ from the number of bullying incidents reported as a serious incident because an event is identified as a serious incident only if it results in or leads to the death or serious injury of any person on an MCPS site or conducting MCPS business; potential or actual disruption of the planned school day; or, any of the other criteria outlined in MCPS Regulation COB-RA *Reporting a Serious Incident* (see page 459). Additional information can be found in the glossary on page 445.

Roberto W. Clemente Middle School - #157

Cluster Name: Northwest, Seneca Valley

18808 Waring Station Road Germantown, MD 20874

Office Phone: (301) 284-4750

School Hours: 8:15 - 3:00

www.montgomeryschoolsmd.org/schools/clementems/

Fax Number: (301) 601-0370

2021–2022 Number of Out-of-School Suspension Incidents Related to School Safety ^{1 3 5}									
	Arson Fire Explosives	Attack	Dangerous Substances	Disrespect Insubordination Disruption	Fighting	Theft	Threat	Weapons	Other
Total Incidents	1	4	1	2	2	0	0	2	0
Female	1	3	1	1	2	0	0	0	0
Male	0	1	0	1	0	0	0	2	0
Non-binary	--	--	--	--	--	--	--	--	--
Asian	0	0	0	0	0	0	0	0	0
Black or African American	1	2	1	2	0	0	0	2	0
Hispanic/Latino	0	1	0	0	1	0	0	0	0
Two or More Races	0	1	0	0	0	0	0	0	0
White	0	0	0	0	0	0	0	0	0
EML	0	0	0	0	0	0	0	0	0
FARMS	1	4	1	2	0	0	0	2	0
Special Education	0	0	0	1	0	0	0	0	0

Out-of-School Suspension Rate ^{2 3 5}												
	Total Students Enrolled			Percent Students Enrolled			Number Students Suspended			Percent Students Suspended		
	2020	2021	2022	2020	2021	2022	2020	2021	2022	2020	2021	2022
All Students	1288	1051	942				55	See footnote 4.	9	4.3	See footnote 4	1.0
Female	614	476	440	47.7	45.3	46.7	27		3	4.4		.7
Male	674	573	501	52.3	54.5	53.2	28		6	4.2		1.2
Non-binary	--	--	--	--	--	--	--		--	--		--
Asian	268	203	168	20.8	19.3	17.8	1		0	.4		.0
Black or African American	377	311	285	29.3	29.6	30.3	35		6	9.1		2.1
Hispanic/Latino	407	363	330	31.6	34.5	35.0	13		2	3.3		.6
Two or More Races	79	--	--	6.1	≤5.0	≤5.0	3		1	3.8		2.6
White	155	119	117	12.0	11.3	12.4	3		0	1.9		.0
EML	131	163	135	10.2	15.5	14.3	5		0	4.2		.0
FARMS	513	358	463	39.8	34.1	49.2	37		6	6.8		1.3
Special Education	157	146	160	12.2	13.9	17.0	9		2	5.9		1.3

2021–2022 Reported Serious Incidents								
Description	Police Called		Description	Police Called		Description	Police Called	
	No	Yes		No	Yes		No	Yes
Academic Dishonesty	0	0	Drugs	0	0	Robbery, Strong-Armed	0	0
Accident	2	0	Extortion	0	0	Serious Injury	0	0
Alcohol	0	0	Fighting	0	0	Sex Related	0	6
Arrest	0	0	Fire, Not Arson	0	0	Suicide Related	0	0
Arson	0	0	Gang-Related Incident/Crime	0	0	Theft	0	0
Bomb	0	0	Hate Incident	0	0	Threat, Physical or Verbal	0	4
Bomb Threat	0	1	Malfunction, Essential Equip.	0	0	Vandalism	0	0
Bullying	0	0	Medical Assistance	5	0	Weapon	0	0
Bus	0	0	Missing Child	0	0	Weapon, Toy, Facsimile	0	0
Computer Abuse	0	0	Physical Assault/Attack	0	0	Other	0	0
Disruptive Behavior	0	3	Protective Services	0	0			

¹ Duplicated Count of Students

² Unduplicated Count of Students

³ Data suppressed (--) to comply with federal guidance (see Guidelines for Reporting Data on Page iii).

⁴ Due to the COVID-19 pandemic, the 2020–2021 suspension data is not published as the overall number of incidents was too small to be reported.

⁵ EML = Emergent Multilingual Learners, FARMS = Free and Reduced-price Meals System.

Roberto W. Clemente Middle School - #157

2021–2022 Bullying Incidents ⁶		2021–2022 Drills Conducted							
Number Reported	Number Confirmed	Fire	Evacuation	Reverse Evacuation	Shelter in Place	Drop, Cover, and Hold	Severe Weather	Active Assailant	Lockdown
1	1	5	1	1	1	1	1	1	1

2021–2022 Safety Incidents Requiring Alert Status							
Fire	Evacuation	Reverse Evacuation	Shelter in Place	Drop, Cover, and Hold	Severe Weather	Active Assailant	Lockdown
0	0	0	0	0	0	0	0

School Safety Programs	
Be Well 365 Truancy Prevention Program Visitor Management System	

⁶ The number of reported bullying incidents may differ from the number of bullying incidents reported as a serious incident because an event is identified as a serious incident only if it results in or leads to the death or serious injury of any person on an MCPS site or conducting MCPS business; potential or actual disruption of the planned school day; or, any of the other criteria outlined in MCPS Regulation COB-RA *Reporting a Serious Incident* (see page 459). Additional information can be found in the glossary on page 445.

Eastern Middle School - #775

Cluster Name: Downcounty Consortium
School Hours: 8:15 - 3:00

300 University Boulevard, East Silver Spring, MD 20901
www.montgomeryschoolsmd.org/schools/easternms/

Office Phone: (240) 740-6280
Fax Number: (301) 650-6657

2021–2022 Number of Out-of-School Suspension Incidents Related to School Safety ^{1 3 5}									
	Arson Fire Explosives	Attack	Dangerous Substances	Disrespect Insubordination Disruption	Fighting	Theft	Threat	Weapons	Other
Total Incidents	1	13	3	3	10	1	2	2	0
Female	0	10	1	0	4	0	2	1	0
Male	1	3	2	3	6	1	0	1	0
Non-binary	--	--	--	--	--	--	--	--	--
Asian	0	0	0	0	0	0	0	0	0
Black or African American	1	5	1	2	2	0	1	0	0
Hispanic/Latino	0	7	2	1	7	1	1	2	0
Two or More Races	0	0	0	0	0	0	0	0	0
White	0	0	0	0	0	0	0	0	0
EML	0	4	0	1	6	1	1	2	0
FARMS	1	12	2	3	6	1	2	1	0
Special Education	1	1	1	1	0	1	2	0	0

Out-of-School Suspension Rate ^{2 3 5}												
	Total Students Enrolled			Percent Students Enrolled			Number Students Suspended			Percent Students Suspended		
	2020	2021	2022	2020	2021	2022	2020	2021	2022	2020	2021	2022
All Students	1000	943	929				25	See footnote 4.	32	2.5	See footnote 4	3.4
Female	513	466	454	51.3	49.4	48.9	3		16	.6		3.5
Male	487	474	467	48.7	50.3	50.3	22		16	4.5		3.4
Non-binary	--	--	--	--	--	--	--		--	--		--
Asian	78	68	70	7.8	7.2	7.5	0		0	.0		.0
Black or African American	185	186	171	18.5	19.7	18.4	5		11	2.6		6.4
Hispanic/Latino	505	454	494	50.5	48.1	53.2	18		21	3.5		4.3
Two or More Races	--	--	--	≤5.0	≤5.0	≤5.0	0		0	.0		.0
White	193	198	167	19.3	21.0	18.0	2		0	1.0		.0
EML	227	278	246	22.7	29.5	26.5	8		14	3.7		5.7
FARMS	571	393	523	57.1	41.7	56.3	19		20	3.4		3.8
Special Education	120	107	104	12.0	11.3	11.2	14		5	11.6		4.8

2021–2022 Reported Serious Incidents								
Description	Police Called		Description	Police Called		Description	Police Called	
	No	Yes		No	Yes		No	Yes
Academic Dishonesty	0	0	Drugs	0	0	Robbery, Strong-Armed	0	0
Accident	2	0	Extortion	0	0	Serious Injury	0	0
Alcohol	0	0	Fighting	0	3	Sex Related	0	7
Arrest	0	0	Fire, Not Arson	0	0	Suicide Related	0	1
Arson	0	0	Gang-Related Incident/Crime	0	0	Theft	0	0
Bomb	0	0	Hate Incident	0	0	Threat, Physical or Verbal	1	5
Bomb Threat	1	0	Malfunction, Essential Equip.	0	0	Vandalism	0	0
Bullying	0	0	Medical Assistance	4	0	Weapon	0	2
Bus	0	0	Missing Child	0	0	Weapon, Toy, Facsimile	0	0
Computer Abuse	0	0	Physical Assault/Attack	0	1	Other	0	0
Disruptive Behavior	0	2	Protective Services	0	0			

¹ Duplicated Count of Students

² Unduplicated Count of Students

³ Data suppressed (--) to comply with federal guidance (see Guidelines for Reporting Data on Page iii).

⁴ Due to the COVID-19 pandemic, the 2020–2021 suspension data is not published as the overall number of incidents was too small to be reported.

⁵ EML = Emergent Multilingual Learners, FARMS = Free and Reduced-price Meals System.

Eastern Middle School - #775

2021–2022 Bullying Incidents ⁶		2021–2022 Drills Conducted							
Number Reported	Number Confirmed	Fire	Evacuation	Reverse Evacuation	Shelter in Place	Drop, Cover, and Hold	Severe Weather	Active Assailant	Lockdown
3	3	7	1	1	1	1	1	1	1

2021–2022 Safety Incidents Requiring Alert Status							
Fire	Evacuation	Reverse Evacuation	Shelter in Place	Drop, Cover, and Hold	Severe Weather	Active Assailant	Lockdown
1	0	0	0	0	0	0	0

School Safety Programs
Be Well 365 Linkages to Learning Truancy Prevention Program Visitor Management System

⁶ The number of reported bullying incidents may differ from the number of bullying incidents reported as a serious incident because an event is identified as a serious incident only if it results in or leads to the death or serious injury of any person on an MCPS site or conducting MCPS business; potential or actual disruption of the planned school day; or, any of the other criteria outlined in MCPS Regulation COB-RA *Reporting a Serious Incident* (see page 459). Additional information can be found in the glossary on page 445.

William H. Farquhar Middle School - #507

Cluster Name: NE Consort., Sherwood

17017 Batchellors Forest Road Olney, MD 20832

Office Phone: (240) 740-1200

School Hours: 8:15 - 3:00

www.montgomeryschoolsmd.org/schools/farquhars/

Fax Number: (301) 774-7505

2021–2022 Number of Out-of-School Suspension Incidents Related to School Safety ^{1 3 5}									
	Arson Fire Explosives	Attack	Dangerous Substances	Disrespect Insubordination Disruption	Fighting	Theft	Threat	Weapons	Other
Total Incidents	0	5	0	4	9	0	2	1	0
Female	0	2	0	0	2	0	0	0	0
Male	0	3	0	4	7	0	2	1	0
Non-binary	--	--	--	--	--	--	--	--	--
Asian	0	0	0	0	0	0	0	0	0
Black or African American	0	3	0	2	6	0	1	1	0
Hispanic/Latino	0	0	0	2	1	0	0	0	0
Two or More Races	0	1	0	0	0	0	0	0	0
White	0	1	0	0	1	0	1	0	0
EML	0	0	0	2	1	0	0	0	0
FARMS	0	3	0	2	3	0	1	1	0
Special Education	0	0	0	2	3	0	0	0	0

Out-of-School Suspension Rate ^{2 3 5}												
	Total Students Enrolled			Percent Students Enrolled			Number Students Suspended			Percent Students Suspended		
	2020	2021	2022	2020	2021	2022	2020	2021	2022	2020	2021	2022
All Students	693	671	657				6	See footnote 4.	15	.9	See footnote 4	2.3
Female	339	319	319	48.9	47.5	48.6	0		11	.0		3.4
Male	354	352	338	51.1	52.5	51.4	6		4	1.7		1.2
Non-binary	--	--	--	--	--	--	--		--	--		--
Asian	107	101	82	15.4	15.1	12.5	0		0	.0		.0
Black or African American	175	171	164	25.3	25.5	25.0	4		6	2.3		3.7
Hispanic/Latino	121	118	124	17.5	17.6	18.9	1		3	.8		2.4
Two or More Races	--	41	50	≤5.0	6.1	7.6	0		2	.0		4.0
White	258	239	236	37.2	35.6	35.9	1		4	.4		1.7
EML	--	49	--	≤5.0	7.3	≤5.0	0		3	.0		10.3
FARMS	121	105	157	17.5	15.6	23.9	3		4	2.3		2.5
Special Education	105	112	91	15.2	16.7	13.9	0		3	.0		3.3

2021–2022 Reported Serious Incidents								
Description	Police Called		Description	Police Called		Description	Police Called	
	No	Yes		No	Yes		No	Yes
Academic Dishonesty	0	0	Drugs	0	0	Robbery, Strong-Armed	0	0
Accident	0	0	Extortion	0	0	Serious Injury	0	0
Alcohol	0	0	Fighting	0	0	Sex Related	0	1
Arrest	0	0	Fire, Not Arson	0	0	Suicide Related	0	0
Arson	0	0	Gang-Related Incident/Crime	0	0	Theft	0	0
Bomb	0	0	Hate Incident	0	0	Threat, Physical or Verbal	0	1
Bomb Threat	0	0	Malfunction, Essential Equip.	0	0	Vandalism	0	0
Bullying	0	0	Medical Assistance	3	0	Weapon	0	0
Bus	0	0	Missing Child	0	0	Weapon, Toy, Facsimile	0	0
Computer Abuse	0	0	Physical Assault/Attack	0	0	Other	0	0
Disruptive Behavior	1	0	Protective Services	0	0			

¹ Duplicated Count of Students

² Unduplicated Count of Students

³ Data suppressed (--) to comply with federal guidance (see Guidelines for Reporting Data on Page iii).

⁴ Due to the COVID-19 pandemic, the 2020–2021 suspension data is not published as the overall number of incidents was too small to be reported.

⁵ EML = Emergent Multilingual Learners, FARMS = Free and Reduced-price Meals System.

William H. Farquhar Middle School - #507

2021–2022 Bullying Incidents ⁶		2021–2022 Drills Conducted							
Number Reported	Number Confirmed	Fire	Evacuation	Reverse Evacuation	Shelter in Place	Drop, Cover, and Hold	Severe Weather	Active Assailant	Lockdown
15	15	4	1	0	1	1	1	1	1

2021–2022 Safety Incidents Requiring Alert Status							
Fire	Evacuation	Reverse Evacuation	Shelter in Place	Drop, Cover, and Hold	Severe Weather	Active Assailant	Lockdown
0	0	0	0	0	0	0	0

School Safety Programs	
Be Well 365 Visitor Management System	

⁶ The number of reported bullying incidents may differ from the number of bullying incidents reported as a serious incident because an event is identified as a serious incident only if it results in or leads to the death or serious injury of any person on an MCPS site or conducting MCPS business; potential or actual disruption of the planned school day; or, any of the other criteria outlined in MCPS Regulation COB-RA *Reporting a Serious Incident* (see page 459). Additional information can be found in the glossary on page 445.

Forest Oak Middle School - #248

Cluster Name: Gaithersburg

651 Saybrooke Oaks Boulevard Gaithersburg, MD 20877

Office Phone: (301) 670-8242

School Hours: 8:00 - 3:00

www.montgomeryschoolsmd.org/schools/forestoakms/

Fax Number: (301) 840-5322

2021–2022 Number of Out-of-School Suspension Incidents Related to School Safety ^{1 3 5}									
	Arson Fire Explosives	Attack	Dangerous Substances	Disrespect Insubordination Disruption	Fighting	Theft	Threat	Weapons	Other
Total Incidents	1	12	10	6	30	0	4	1	0
Female	0	8	4	0	13	0	3	0	0
Male	1	4	6	6	17	0	1	1	0
Non-binary	--	--	--	--	--	--	--	--	--
Asian	0	2	0	0	0	0	0	0	0
Black or African American	0	4	2	3	12	0	3	0	0
Hispanic/Latino	0	4	4	2	12	0	0	0	0
Two or More Races	0	0	0	0	3	0	0	0	0
White	1	1	3	1	0	0	0	0	0
EML	0	3	4	1	4	0	0	0	0
FARMS	0	8	8	3	19	0	3	0	0
Special Education	0	2	3	2	1	0	0	0	0

Out-of-School Suspension Rate ^{2 3 5}												
	Total Students Enrolled			Percent Students Enrolled			Number Students Suspended			Percent Students Suspended		
	2020	2021	2022	2020	2021	2022	2020	2021	2022	2020	2021	2022
All Students	942	912	936				33	See footnote 4.	51	3.5	See footnote 4	5.4
Female	439	429	442	46.6	47.0	47.2	10		29	2.3		6.6
Male	503	483	491	53.4	53.0	52.5	23		22	4.5		4.5
Non-binary	--	--	--	--	--	--	--		--	--		--
Asian	52	59	69	5.5	6.5	7.4	2		1	3.8		1.4
Black or African American	227	215	231	24.1	23.6	24.7	10		21	4.4		9.1
Hispanic/Latino	546	524	541	58.0	57.5	57.8	21		22	3.8		4.1
Two or More Races	--	--	--	≤5.0	≤5.0	≤5.0	0		3	.0		12.0
White	92	84	69	9.8	9.2	7.4	0		4	.0		5.8
EML	199	284	238	21.1	31.1	25.4	10		14	5.0		5.9
FARMS	575	482	605	61.0	52.9	64.6	20		28	3.3		4.6
Special Education	129	125	135	13.7	13.7	14.4	2		9	1.5		6.7

2021–2022 Reported Serious Incidents								
Description	Police Called		Description	Police Called		Description	Police Called	
	No	Yes		No	Yes		No	Yes
Academic Dishonesty	0	0	Drugs	1	0	Robbery, Strong-Armed	0	0
Accident	2	0	Extortion	0	0	Serious Injury	0	0
Alcohol	0	0	Fighting	0	0	Sex Related	0	2
Arrest	0	0	Fire, Not Arson	0	0	Suicide Related	0	0
Arson	1	0	Gang-Related Incident/Crime	0	0	Theft	0	0
Bomb	0	0	Hate Incident	1	0	Threat, Physical or Verbal	0	3
Bomb Threat	0	0	Malfunction, Essential Equip.	0	0	Vandalism	0	0
Bullying	0	0	Medical Assistance	7	0	Weapon	0	0
Bus	0	0	Missing Child	0	0	Weapon, Toy, Facsimile	0	0
Computer Abuse	0	0	Physical Assault/Attack	0	0	Other	0	1
Disruptive Behavior	0	0	Protective Services	0	0			

¹ Duplicated Count of Students

² Unduplicated Count of Students

³ Data suppressed (--) to comply with federal guidance (see Guidelines for Reporting Data on Page iii).

⁴ Due to the COVID-19 pandemic, the 2020–2021 suspension data is not published as the overall number of incidents was too small to be reported.

⁵ EML = Emergent Multilingual Learners, FARMS = Free and Reduced-price Meals System.

Forest Oak Middle School - #248

2021–2022 Bullying Incidents ⁶		2021–2022 Drills Conducted							
Number Reported	Number Confirmed	Fire	Evacuation	Reverse Evacuation	Shelter in Place	Drop, Cover, and Hold	Severe Weather	Active Assailant	Lockdown
11	7	6	1	1	1	1	1	0	1

2021–2022 Safety Incidents Requiring Alert Status							
Fire	Evacuation	Reverse Evacuation	Shelter in Place	Drop, Cover, and Hold	Severe Weather	Active Assailant	Lockdown
1	0	0	0	0	0	0	0

School Safety Programs
Be Well 365 Linkages to Learning Restorative Justice Truancy Prevention Program Visitor Management System

⁶ The number of reported bullying incidents may differ from the number of bullying incidents reported as a serious incident because an event is identified as a serious incident only if it results in or leads to the death or serious injury of any person on an MCPS site or conducting MCPS business; potential or actual disruption of the planned school day; or, any of the other criteria outlined in MCPS Regulation COB-RA *Reporting a Serious Incident* (see page 459). Additional information can be found in the glossary on page 445.

Robert Frost Middle School - #237

Cluster Name: Thomas S. Wootton

9201 Scott Drive Rockville, MD 20850

Office Phone: (301) 279-3949

School Hours: 8:15 - 3:00

www.montgomeryschoolsmd.org/schools/robertfrostm/

Fax Number: (301) 279-3956

2021–2022 Number of Out-of-School Suspension Incidents Related to School Safety ^{1 3 5}									
	Arson Fire Explosives	Attack	Dangerous Substances	Disrespect Insubordination Disruption	Fighting	Theft	Threat	Weapons	Other
Total Incidents	0	0	0	0	0	0	1	0	0
Female	0	0	0	0	0	0	0	0	0
Male	0	0	0	0	0	0	1	0	0
Non-binary	--	--	--	--	--	--	--	--	--
Asian	0	0	0	0	0	0	0	0	0
Black or African American	0	0	0	0	0	0	1	0	0
Hispanic/Latino	0	0	0	0	0	0	0	0	0
Two or More Races	0	0	0	0	0	0	0	0	0
White	0	0	0	0	0	0	0	0	0
EML	0	0	0	0	0	0	0	0	0
FARMS	0	0	0	0	0	0	0	0	0
Special Education	0	0	0	0	0	0	1	0	0

Out-of-School Suspension Rate ^{2 3 5}												
	Total Students Enrolled			Percent Students Enrolled			Number Students Suspended			Percent Students Suspended		
	2020	2021	2022	2020	2021	2022	2020	2021	2022	2020	2021	2022
All Students	1044	1014	992				7	See footnote 4.	2	.7	See footnote 4	.2
Female	531	510	519	50.9	50.3	52.3	1		2	.2		.4
Male	513	504	472	49.1	49.7	47.6	6		0	1.2		.0
Non-binary	--	--	--	--	--	--	--		--	--		--
Asian	402	401	412	38.5	39.5	41.5	3		0	.8		.0
Black or African American	121	108	114	11.6	10.7	11.5	1		2	.9		1.8
Hispanic/Latino	78	77	88	7.5	7.6	8.9	0		0	.0		.0
Two or More Races	--	52	65	≤5.0	5.1	6.6	0		0	.0		.0
White	393	373	310	37.6	36.8	31.3	3		0	.8		.0
EML	--	56	--	≤5.0	5.5	≤5.0	2		0	8.0		.0
FARMS	69	67	94	6.6	6.6	9.5	0		0	.0		.0
Special Education	72	61	74	6.9	6.0	7.5	3		1	4.5		1.4

2021–2022 Reported Serious Incidents								
Description	Police Called		Description	Police Called		Description	Police Called	
	No	Yes		No	Yes		No	Yes
Academic Dishonesty	0	0	Drugs	0	1	Robbery, Strong-Armed	0	0
Accident	0	1	Extortion	0	0	Serious Injury	0	0
Alcohol	0	0	Fighting	0	1	Sex Related	0	0
Arrest	0	0	Fire, Not Arson	0	0	Suicide Related	1	1
Arson	0	0	Gang-Related Incident/Crime	0	0	Theft	0	0
Bomb	0	0	Hate Incident	0	0	Threat, Physical or Verbal	0	2
Bomb Threat	1	0	Malfunction, Essential Equip.	2	0	Vandalism	0	0
Bullying	0	0	Medical Assistance	10	1	Weapon	1	1
Bus	0	0	Missing Child	0	1	Weapon, Toy, Facsimile	0	0
Computer Abuse	1	1	Physical Assault/Attack	1	0	Other	0	0
Disruptive Behavior	0	0	Protective Services	0	0			

¹ Duplicated Count of Students

² Unduplicated Count of Students

³ Data suppressed (--) to comply with federal guidance (see Guidelines for Reporting Data on Page iii).

⁴ Due to the COVID-19 pandemic, the 2020–2021 suspension data is not published as the overall number of incidents was too small to be reported.

⁵ EML = Emergent Multilingual Learners, FARMS = Free and Reduced-price Meals System.

Robert Frost Middle School - #237

2021–2022 Bullying Incidents ⁶		2021–2022 Drills Conducted							
Number Reported	Number Confirmed	Fire	Evacuation	Reverse Evacuation	Shelter in Place	Drop, Cover, and Hold	Severe Weather	Active Assailant	Lockdown
0	0	5	1	1	1	1	1	1	1

2021–2022 Safety Incidents Requiring Alert Status							
Fire	Evacuation	Reverse Evacuation	Shelter in Place	Drop, Cover, and Hold	Severe Weather	Active Assailant	Lockdown
3	0	0	0	0	0	0	0

School Safety Programs	
Be Well 365 Visitor Management System	

⁶ The number of reported bullying incidents may differ from the number of bullying incidents reported as a serious incident because an event is identified as a serious incident only if it results in or leads to the death or serious injury of any person on an MCPS site or conducting MCPS business; potential or actual disruption of the planned school day; or, any of the other criteria outlined in MCPS Regulation COB-RA *Reporting a Serious Incident* (see page 459). Additional information can be found in the glossary on page 445.

Gaithersburg Middle School - #554

Cluster Name: Gaithersburg

2 Teachers' Way Gaithersburg, MD 20877

Office Phone: (240) 740-4950

School Hours: 8:15 - 3:00

www.montgomeryschoolsmd.org/schools/gaithersburgms/

Fax Number: (301) 840-4570

2021–2022 Number of Out-of-School Suspension Incidents Related to School Safety ^{1 3 5}									
	Arson Fire Explosives	Attack	Dangerous Substances	Disrespect Insubordination Disruption	Fighting	Theft	Threat	Weapons	Other
Total Incidents	2	15	3	6	23	0	3	4	0
Female	2	2	0	1	4	0	2	2	0
Male	0	13	3	5	19	0	1	2	0
Non-binary	--	--	--	--	--	--	--	--	--
Asian	0	1	0	0	0	0	0	1	0
Black or African American	0	4	0	1	11	0	1	0	0
Hispanic/Latino	2	6	3	2	10	0	2	3	0
Two or More Races	0	0	0	0	1	0	0	0	0
White	0	2	0	0	0	0	0	0	0
EML	2	6	2	1	5	0	2	1	0
FARMS	2	11	2	2	18	0	3	2	0
Special Education	0	4	0	1	6	0	1	1	0

Out-of-School Suspension Rate ^{2 3 5}												
	Total Students Enrolled			Percent Students Enrolled			Number Students Suspended			Percent Students Suspended		
	2020	2021	2022	2020	2021	2022	2020	2021	2022	2020	2021	2022
All Students	887	859	884				37	See footnote 4.	48	4.2	See footnote 4	5.4
Female	407	402	415	45.9	46.8	46.9	10		36	2.5		8.7
Male	480	454	468	54.1	52.9	52.9	27		12	5.7		2.6
Non-binary	--	--	--	--	--	--	--		--	--		--
Asian	61	56	52	6.9	6.5	5.9	0		2	.0		3.8
Black or African American	177	175	179	20.0	20.4	20.2	7		15	3.9		8.4
Hispanic/Latino	469	459	497	52.9	53.4	56.2	24		26	5.3		5.2
Two or More Races	49	56	47	5.5	6.5	5.3	1		1	2.0		2.1
White	130	110	107	14.7	12.8	12.1	5		4	3.8		3.7
EML	213	277	237	24.0	32.2	26.8	9		17	4.9		7.2
FARMS	464	413	498	52.3	48.1	56.3	22		28	4.5		5.6
Special Education	167	156	172	18.8	18.2	19.5	11		13	6.6		7.6

2021–2022 Reported Serious Incidents								
Description	Police Called		Description	Police Called		Description	Police Called	
	No	Yes		No	Yes		No	Yes
Academic Dishonesty	0	0	Drugs	1	4	Robbery, Strong-Armed	0	0
Accident	0	1	Extortion	0	0	Serious Injury	0	0
Alcohol	0	0	Fighting	0	2	Sex Related	5	6
Arrest	0	0	Fire, Not Arson	0	0	Suicide Related	0	0
Arson	0	0	Gang-Related Incident/Crime	0	0	Theft	0	0
Bomb	0	0	Hate Incident	0	0	Threat, Physical or Verbal	0	5
Bomb Threat	1	1	Malfunction, Essential Equip.	1	1	Vandalism	0	1
Bullying	0	1	Medical Assistance	9	0	Weapon	0	4
Bus	0	0	Missing Child	0	3	Weapon, Toy, Facsimile	0	0
Computer Abuse	1	2	Physical Assault/Attack	2	1	Other	0	4
Disruptive Behavior	0	5	Protective Services	0	0			

¹ Duplicated Count of Students

² Unduplicated Count of Students

³ Data suppressed (--) to comply with federal guidance (see Guidelines for Reporting Data on Page iii).

⁴ Due to the COVID-19 pandemic, the 2020–2021 suspension data is not published as the overall number of incidents was too small to be reported.

⁵ EML = Emergent Multilingual Learners, FARMS = Free and Reduced-price Meals System.

Gaithersburg Middle School - #554

2021–2022 Bullying Incidents ⁶		2021–2022 Drills Conducted							
Number Reported	Number Confirmed	Fire	Evacuation	Reverse Evacuation	Shelter in Place	Drop, Cover, and Hold	Severe Weather	Active Assailant	Lockdown
10	9	5	1	1	1	1	1	1	1

2021–2022 Safety Incidents Requiring Alert Status							
Fire	Evacuation	Reverse Evacuation	Shelter in Place	Drop, Cover, and Hold	Severe Weather	Active Assailant	Lockdown
3	0	0	0	0	0	0	0

School Safety Programs
Be Well 365 Linkages to Learning Restorative Justice Truancy Prevention Program Visitor Management System

⁶ The number of reported bullying incidents may differ from the number of bullying incidents reported as a serious incident because an event is identified as a serious incident only if it results in or leads to the death or serious injury of any person on an MCPS site or conducting MCPS business; potential or actual disruption of the planned school day; or, any of the other criteria outlined in MCPS Regulation COB-RA *Reporting a Serious Incident* (see page 459). Additional information can be found in the glossary on page 445.

Herbert Hoover Middle School - #228

Cluster Name: Winston Churchill

8810 Post oak Road Potomac, MD 20854

Office Phone: (301) 968-3740

School Hours: 8:15 - 3:00

www.montgomeryschoolsmd.org/schools/hoooverms/

Fax Number: (301) 469-1013

2021–2022 Number of Out-of-School Suspension Incidents Related to School Safety ^{1 3 5}									
	Arson Fire Explosives	Attack	Dangerous Substances	Disrespect Insubordination Disruption	Fighting	Theft	Threat	Weapons	Other
Total Incidents	0	0	0	0	0	0	0	0	0
Female	0	0	0	0	0	0	0	0	0
Male	0	0	0	0	0	0	0	0	0
Non-binary	--	--	--	--	--	--	--	--	--
Asian	0	0	0	0	0	0	0	0	0
Black or African American	0	0	0	0	0	0	0	0	0
Hispanic/Latino	0	0	0	0	0	0	0	0	0
Two or More Races	0	0	0	0	0	0	0	0	0
White	0	0	0	0	0	0	0	0	0
EML	0	0	0	0	0	0	0	0	0
FARMS	0	0	0	0	0	0	0	0	0
Special Education	0	0	0	0	0	0	0	0	0

Out-of-School Suspension Rate ^{2 3 5}												
	Total Students Enrolled			Percent Students Enrolled			Number Students Suspended			Percent Students Suspended		
	2020	2021	2022	2020	2021	2022	2020	2021	2022	2020	2021	2022
All Students	1051	1025	1008				5	See footnote 4.	0	.5	See footnote 4	.0
Female	494	474	464	47.0	46.2	46.0	1		0	.2		.0
Male	557	551	543	53.0	53.8	53.9	4		0	.7		.0
Non-binary	--	--	--	--	--	--	--		--	--		--
Asian	394	403	390	37.5	39.3	38.7	0		0	.0		.0
Black or African American	77	85	95	7.3	8.3	9.4	1		0	1.4		.0
Hispanic/Latino	90	74	74	8.6	7.2	7.3	0		0	.0		.0
Two or More Races	60	62	74	5.7	6.0	7.3	1		0	1.7		.0
White	429	399	374	40.8	38.9	37.1	3		0	.7		.0
EML	--	--	--	≤5.0	≤5.0	≤5.0	0		0	.0		.0
FARMS	--	--	67	≤5.0	≤5.0	6.6	0		0	.0		.0
Special Education	105	93	84	10.0	9.1	8.3	4		0	4.1		.0

2021–2022 Reported Serious Incidents								
Description	Police Called		Description	Police Called		Description	Police Called	
	No	Yes		No	Yes		No	Yes
Academic Dishonesty	0	0	Drugs	0	1	Robbery, Strong-Armed	0	0
Accident	3	0	Extortion	0	0	Serious Injury	0	0
Alcohol	0	0	Fighting	0	0	Sex Related	0	0
Arrest	0	0	Fire, Not Arson	0	0	Suicide Related	0	2
Arson	0	0	Gang-Related Incident/Crime	0	0	Theft	0	0
Bomb	0	0	Hate Incident	0	0	Threat, Physical or Verbal	0	0
Bomb Threat	0	0	Malfunction, Essential Equip.	1	0	Vandalism	0	0
Bullying	0	0	Medical Assistance	1	0	Weapon	0	0
Bus	0	0	Missing Child	0	0	Weapon, Toy, Facsimile	0	0
Computer Abuse	0	0	Physical Assault/Attack	0	0	Other	0	2
Disruptive Behavior	1	1	Protective Services	0	0			

¹ Duplicated Count of Students

² Unduplicated Count of Students

³ Data suppressed (--) to comply with federal guidance (see Guidelines for Reporting Data on Page iii).

⁴ Due to the COVID-19 pandemic, the 2020–2021 suspension data is not published as the overall number of incidents was too small to be reported.

⁵ EML = Emergent Multilingual Learners, FARMS = Free and Reduced-price Meals System.

Herbert Hoover Middle School - #228

2021–2022 Bullying Incidents ⁶		2021–2022 Drills Conducted							
Number Reported	Number Confirmed	Fire	Evacuation	Reverse Evacuation	Shelter in Place	Drop, Cover, and Hold	Severe Weather	Active Assailant	Lockdown
0	0	4	0	0	0	0	0	0	0

2021–2022 Safety Incidents Requiring Alert Status							
Fire	Evacuation	Reverse Evacuation	Shelter in Place	Drop, Cover, and Hold	Severe Weather	Active Assailant	Lockdown
1	0	0	1	0	0	0	0

School Safety Programs	
Be Well 365 Visitor Management System	

⁶ The number of reported bullying incidents may differ from the number of bullying incidents reported as a serious incident because an event is identified as a serious incident only if it results in or leads to the death or serious injury of any person on an MCPS site or conducting MCPS business; potential or actual disruption of the planned school day; or, any of the other criteria outlined in MCPS Regulation COB-RA *Reporting a Serious Incident* (see page 459). Additional information can be found in the glossary on page 445.

Francis Scott Key Middle School - #311

Cluster Name: Northeast Consortium

910 Schindler Dr. Silver Spring, MD 20903

Office Phone: (301) 422-5700

School Hours: 8:15 - 3:00

www.montgomeryschoolsmd.org/schools/fskms/

Fax Number: (301) 434-1375

2021–2022 Number of Out-of-School Suspension Incidents Related to School Safety ^{1 3 5}									
	Arson Fire Explosives	Attack	Dangerous Substances	Disrespect Insubordination Disruption	Fighting	Theft	Threat	Weapons	Other
Total Incidents	0	5	2	5	17	0	4	3	0
Female	0	2	1	1	9	0	0	3	0
Male	0	3	1	4	8	0	4	0	0
Non-binary	--	--	--	--	--	--	--	--	--
Asian	0	0	0	0	0	0	0	0	0
Black or African American	0	2	0	2	7	0	0	2	0
Hispanic/Latino	0	3	2	2	6	0	3	1	0
Two or More Races	0	0	0	0	0	0	0	0	0
White	0	0	0	0	0	0	0	0	0
EML	0	2	1	0	4	0	3	0	0
FARMS	0	4	2	3	14	0	3	3	0
Special Education	0	0	0	1	1	0	0	0	0

Out-of-School Suspension Rate ^{2 3 5}												
	Total Students Enrolled			Percent Students Enrolled			Number Students Suspended			Percent Students Suspended		
	2020	2021	2022	2020	2021	2022	2020	2021	2022	2020	2021	2022
All Students	1001	953	990				46	See footnote 4.	34	4.6	See footnote 4	3.4
Female	490	470	476	49.0	49.3	48.1	15		19	3.0		4.0
Male	511	483	514	51.0	50.7	51.9	31		15	6.0		2.9
Non-binary	--	--	--	--	--	--	--		--	--		--
Asian	91	79	90	9.1	8.3	9.1	2		1	2.2		1.1
Black or African American	426	402	406	42.6	42.2	41.0	20		15	4.6		3.7
Hispanic/Latino	430	427	454	43.0	44.8	45.9	22		16	5.2		3.5
Two or More Races	--	--	--	≤5.0	≤5.0	≤5.0	1		0	3.8		.0
White	--	--	--	≤5.0	≤5.0	≤5.0	0		0	.0		.0
EML	167	241	201	16.7	25.3	20.3	12		8	8.2		4.0
FARMS	647	482	691	64.6	50.6	69.8	32		17	4.6		2.5
Special Education	76	75	87	7.6	7.9	8.8	9		2	11.7		2.3

2021–2022 Reported Serious Incidents								
Description	Police Called		Description	Police Called		Description	Police Called	
	No	Yes		No	Yes		No	Yes
Academic Dishonesty	0	0	Drugs	2	0	Robbery, Strong-Armed	0	0
Accident	0	1	Extortion	0	0	Serious Injury	0	0
Alcohol	0	0	Fighting	2	1	Sex Related	0	3
Arrest	0	0	Fire, Not Arson	0	0	Suicide Related	1	1
Arson	0	0	Gang-Related Incident/Crime	0	0	Theft	0	1
Bomb	0	0	Hate Incident	1	0	Threat, Physical or Verbal	0	6
Bomb Threat	0	1	Malfunction, Essential Equip.	0	0	Vandalism	0	0
Bullying	0	1	Medical Assistance	5	0	Weapon	1	1
Bus	0	0	Missing Child	1	3	Weapon, Toy, Facsimile	0	0
Computer Abuse	0	0	Physical Assault/Attack	1	1	Other	0	1
Disruptive Behavior	1	4	Protective Services	0	0			

¹ Duplicated Count of Students

² Unduplicated Count of Students

³ Data suppressed (--) to comply with federal guidance (see Guidelines for Reporting Data on Page iii).

⁴ Due to the COVID-19 pandemic, the 2020–2021 suspension data is not published as the overall number of incidents was too small to be reported.

⁵ EML = Emergent Multilingual Learners, FARMS = Free and Reduced-price Meals System.

Francis Scott Key Middle School - #311

2021–2022 Bullying Incidents ⁶		2021–2022 Drills Conducted							
Number Reported	Number Confirmed	Fire	Evacuation	Reverse Evacuation	Shelter in Place	Drop, Cover, and Hold	Severe Weather	Active Assailant	Lockdown
0	0	5	1	1	1	1	1	0	1

2021–2022 Safety Incidents Requiring Alert Status							
Fire	Evacuation	Reverse Evacuation	Shelter in Place	Drop, Cover, and Hold	Severe Weather	Active Assailant	Lockdown
2	0	0	0	0	0	0	0

School Safety Programs
Be Well 365 Restorative Justice Truancy Prevention Program Visitor Management System

⁶ The number of reported bullying incidents may differ from the number of bullying incidents reported as a serious incident because an event is identified as a serious incident only if it results in or leads to the death or serious injury of any person on an MCPS site or conducting MCPS business; potential or actual disruption of the planned school day; or, any of the other criteria outlined in MCPS Regulation COB-RA *Reporting a Serious Incident* (see page 459). Additional information can be found in the glossary on page 445.

Dr. Martin Luther King, Jr. Middle School - #107

Cluster Name: Seneca Valley

13737 Wisteria Drive Germantown, MD 20874

Office Phone: (240) 740-6350

School Hours: 8:15 - 3:00

www.montgomeryschoolsmd.org/schools/mlkms/

Fax Number: (301) 601-0399

2021–2022 Number of Out-of-School Suspension Incidents Related to School Safety ^{1 3 5}									
	Arson Fire Explosives	Attack	Dangerous Substances	Disrespect Insubordination Disruption	Fighting	Theft	Threat	Weapons	Other
Total Incidents	0	8	4	2	23	0	1	1	0
Female	0	4	1	0	14	0	1	0	0
Male	0	4	3	2	9	0	0	1	0
Non-binary	--	--	--	--	--	--	--	--	--
Asian	0	0	0	0	0	0	0	0	0
Black or African American	0	4	2	2	15	0	1	0	0
Hispanic/Latino	0	2	2	0	6	0	0	0	0
Two or More Races	0	0	0	0	1	0	0	1	0
White	0	1	0	0	0	0	0	0	0
EML	0	0	0	0	1	0	0	0	0
FARMS	0	5	4	2	19	0	1	1	0
Special Education	0	1	1	0	5	0	0	0	0

Out-of-School Suspension Rate ^{2 3 5}												
	Total Students Enrolled			Percent Students Enrolled			Number Students Suspended			Percent Students Suspended		
	2020	2021	2022	2020	2021	2022	2020	2021	2022	2020	2021	2022
All Students	783	883	886				9	See footnote 4.	25	1.2	See footnote 4	2.8
Female	408	468	455	52.1	53.0	51.4	3		11	.7		2.4
Male	375	415	424	47.9	47.0	47.9	6		14	1.7		3.3
Non-binary	--	--	--	--	--	--	--		--	--		--
Asian	99	116	105	12.6	13.1	11.9	1		0	1.0		.0
Black or African American	275	322	321	35.1	36.5	36.2	5		15	1.9		4.7
Hispanic/Latino	267	280	297	34.1	31.7	33.5	1		7	.4		2.4
Two or More Races	44	49	49	5.6	5.5	5.5	1		2	2.2		4.1
White	97	115	113	12.4	13.0	12.8	1		1	1.0		.9
EML	74	138	94	9.5	15.6	10.6	0		1	.0		1.1
FARMS	374	366	458	47.8	41.4	51.7	7		16	1.9		3.5
Special Education	101	104	96	12.9	11.8	10.8	5		5	5.3		5.2

2021–2022 Reported Serious Incidents								
Description	Police Called		Description	Police Called		Description	Police Called	
	No	Yes		No	Yes		No	Yes
Academic Dishonesty	0	0	Drugs	0	3	Robbery, Strong-Armed	0	0
Accident	1	0	Extortion	0	0	Serious Injury	0	0
Alcohol	0	0	Fighting	0	0	Sex Related	1	5
Arrest	0	0	Fire, Not Arson	0	0	Suicide Related	0	0
Arson	0	0	Gang-Related Incident/Crime	0	0	Theft	0	0
Bomb	0	0	Hate Incident	0	0	Threat, Physical or Verbal	0	5
Bomb Threat	0	0	Malfunction, Essential Equip.	0	0	Vandalism	0	0
Bullying	0	0	Medical Assistance	7	0	Weapon	0	1
Bus	0	0	Missing Child	0	0	Weapon, Toy, Facsimile	0	0
Computer Abuse	0	1	Physical Assault/Attack	0	1	Other	0	1
Disruptive Behavior	0	1	Protective Services	0	0			

¹ Duplicated Count of Students

² Unduplicated Count of Students

³ Data suppressed (--) to comply with federal guidance (see Guidelines for Reporting Data on Page iii).

⁴ Due to the COVID-19 pandemic, the 2020–2021 suspension data is not published as the overall number of incidents was too small to be reported.

⁵ EML = Emergent Multilingual Learners, FARMS = Free and Reduced-price Meals System.

Dr. Martin Luther King, Jr. Middle School - #107

2021–2022 Bullying Incidents ⁶		2021–2022 Drills Conducted							
Number Reported	Number Confirmed	Fire	Evacuation	Reverse Evacuation	Shelter in Place	Drop, Cover, and Hold	Severe Weather	Active Assailant	Lockdown
0	0	5	1	1	1	1	1	1	1

2021–2022 Safety Incidents Requiring Alert Status							
Fire	Evacuation	Reverse Evacuation	Shelter in Place	Drop, Cover, and Hold	Severe Weather	Active Assailant	Lockdown
0	0	0	0	0	0	0	0

School Safety Programs	
Be Well 365 Truancy Prevention Program Visitor Management System	

⁶ The number of reported bullying incidents may differ from the number of bullying incidents reported as a serious incident because an event is identified as a serious incident only if it results in or leads to the death or serious injury of any person on an MCPS site or conducting MCPS business; potential or actual disruption of the planned school day; or, any of the other criteria outlined in MCPS Regulation COB-RA *Reporting a Serious Incident* (see page 459). Additional information can be found in the glossary on page 445.

Kingsview Middle School - #708

Cluster Name: Northwest
School Hours: 8:15 - 3:00

18909 Kingsview Road Germantown, MD 20874
www.montgomeryschoolsmd.org/schools/kingsviewms/

Office Phone: (240) 740-7130
Fax Number: (301) 601-4610

2021–2022 Number of Out-of-School Suspension Incidents Related to School Safety ^{1 3 5}									
	Arson Fire Explosives	Attack	Dangerous Substances	Disrespect Insubordination Disruption	Fighting	Theft	Threat	Weapons	Other
Total Incidents	0	20	2	7	23	0	4	2	0
Female	0	7	2	2	3	0	0	0	0
Male	0	13	0	5	20	0	4	2	0
Non-binary	--	--	--	--	--	--	--	--	--
Asian	0	1	0	0	1	0	0	0	0
Black or African American	0	8	2	4	15	0	1	1	0
Hispanic/Latino	0	2	0	3	2	0	1	0	0
Two or More Races	0	5	0	0	3	0	0	1	0
White	0	3	0	0	1	0	2	0	0
EML	0	1	0	0	2	0	0	0	0
FARMS	0	10	1	7	18	0	1	1	0
Special Education	0	7	1	6	5	0	0	0	0

Out-of-School Suspension Rate ^{2 3 5}												
	Total Students Enrolled			Percent Students Enrolled			Number Students Suspended			Percent Students Suspended		
	2020	2021	2022	2020	2021	2022	2020	2021	2022	2020	2021	2022
All Students	989	1042	998				36	See footnote 4.	46	3.7	See footnote 4	4.6
Female	470	524	511	47.5	50.3	51.2	9		38	1.9		7.4
Male	519	518	487	52.5	49.7	48.8	27		8	5.2		1.6
Non-binary	--	--	--	--	--	--	--		--	--		--
Asian	279	274	272	28.2	26.3	27.3	2		2	.7		.7
Black or African American	264	277	251	26.7	26.6	25.2	23		24	8.7		9.6
Hispanic/Latino	154	193	180	15.6	18.5	18.0	2		5	1.3		2.8
Two or More Races	56	66	68	5.7	6.3	6.8	4		8	7.0		11.8
White	232	226	222	23.5	21.7	22.2	5		6	2.2		2.7
EML	--	120	70	≤5.0	11.5	7.0	1		6	2.5		8.6
FARMS	247	235	295	25.0	22.6	29.6	15		19	5.8		6.4
Special Education	73	88	80	7.4	8.4	8.0	4		11	5.1		13.8

2021–2022 Reported Serious Incidents								
Description	Police Called		Description	Police Called		Description	Police Called	
	No	Yes		No	Yes		No	Yes
Academic Dishonesty	0	0	Drugs	0	1	Robbery, Strong-Armed	0	0
Accident	2	0	Extortion	0	0	Serious Injury	0	0
Alcohol	0	0	Fighting	0	1	Sex Related	4	1
Arrest	0	0	Fire, Not Arson	0	0	Suicide Related	1	0
Arson	0	0	Gang-Related Incident/Crime	0	0	Theft	0	0
Bomb	0	0	Hate Incident	1	0	Threat, Physical or Verbal	1	4
Bomb Threat	0	0	Malfunction, Essential Equip.	0	0	Vandalism	0	0
Bullying	0	0	Medical Assistance	4	0	Weapon	1	2
Bus	0	0	Missing Child	0	0	Weapon, Toy, Facsimile	0	0
Computer Abuse	0	0	Physical Assault/Attack	0	1	Other	0	1
Disruptive Behavior	1	2	Protective Services	0	0			

¹ Duplicated Count of Students

² Unduplicated Count of Students

³ Data suppressed (--) to comply with federal guidance (see Guidelines for Reporting Data on Page iii).

⁴ Due to the COVID-19 pandemic, the 2020–2021 suspension data is not published as the overall number of incidents was too small to be reported.

⁵ EML = Emergent Multilingual Learners, FARMS = Free and Reduced-price Meals System.

Kingsview Middle School - #708

2021–2022 Bullying Incidents ⁶		2021–2022 Drills Conducted							
Number Reported	Number Confirmed	Fire	Evacuation	Reverse Evacuation	Shelter in Place	Drop, Cover, and Hold	Severe Weather	Active Assailant	Lockdown
4	4	5	1	1	1	1	1	1	1

2021–2022 Safety Incidents Requiring Alert Status							
Fire	Evacuation	Reverse Evacuation	Shelter in Place	Drop, Cover, and Hold	Severe Weather	Active Assailant	Lockdown
0	0	0	0	0	0	0	0

School Safety Programs	
Be Well 365 Restorative Justice Visitor Management System	

⁶ The number of reported bullying incidents may differ from the number of bullying incidents reported as a serious incident because an event is identified as a serious incident only if it results in or leads to the death or serious injury of any person on an MCPS site or conducting MCPS business; potential or actual disruption of the planned school day; or, any of the other criteria outlined in MCPS Regulation COB-RA *Reporting a Serious Incident* (see page 459). Additional information can be found in the glossary on page 445.

Lakelands Park Middle School - #522

Cluster Name: Northwest, Quince Orchard

1200 Main Street Gaithersburg, MD 20878

Office Phone: (240) 740-6450

School Hours: 8:15 - 3:00

www.montgomeryschoolsmd.org/schools/lakelandsparkms/

Fax Number: (301) 670-1418

2021–2022 Number of Out-of-School Suspension Incidents Related to School Safety ^{1 3 5}									
	Arson Fire Explosives	Attack	Dangerous Substances	Disrespect Insubordination Disruption	Fighting	Theft	Threat	Weapons	Other
Total Incidents	0	7	2	0	0	0	1	2	0
Female	0	4	0	0	0	0	0	0	0
Male	0	3	2	0	0	0	1	2	0
Non-binary	--	--	--	--	--	--	--	--	--
Asian	0	0	0	0	0	0	0	0	0
Black or African American	0	4	0	0	0	0	0	0	0
Hispanic/Latino	0	1	2	0	0	0	1	1	0
Two or More Races	0	1	0	0	0	0	0	1	0
White	0	0	0	0	0	0	0	0	0
EML	0	0	0	0	0	0	0	0	0
FARMS	0	5	2	0	0	0	1	2	0
Special Education	0	3	2	0	0	0	1	2	0

Out-of-School Suspension Rate ^{2 3 5}												
	Total Students Enrolled			Percent Students Enrolled			Number Students Suspended			Percent Students Suspended		
	2020	2021	2022	2020	2021	2022	2020	2021	2022	2020	2021	2022
All Students	1200	1160	1073				8	See footnote 4.	8	.7	See footnote 4	.7
Female	583	570	518	48.6	49.1	48.3	1		4	.2		.8
Male	617	590	546	51.4	50.9	50.9	7		4	1.1		.7
Non-binary	--	--	--	--	--	--	--		--	--		--
Asian	180	206	201	15.0	17.8	18.7	0		0	.0		.0
Black or African American	200	179	147	16.7	15.4	13.7	4		4	2.0		2.7
Hispanic/Latino	298	299	284	24.8	25.8	26.5	3		3	1.0		1.1
Two or More Races	79	77	64	6.6	6.6	6.0	1		1	1.3		1.6
White	442	398	376	36.8	34.3	35.0	0		0	.0		.0
EML	117	173	108	9.8	14.9	10.1	0		0	.0		.0
FARMS	299	242	308	24.9	20.9	28.7	4		5	1.3		1.6
Special Education	152	147	149	12.7	12.7	13.9	2		4	1.4		2.7

2021–2022 Reported Serious Incidents								
Description	Police Called		Description	Police Called		Description	Police Called	
	No	Yes		No	Yes		No	Yes
Academic Dishonesty	0	0	Drugs	2	2	Robbery, Strong-Armed	0	0
Accident	1	0	Extortion	0	0	Serious Injury	0	0
Alcohol	0	0	Fighting	0	1	Sex Related	1	5
Arrest	0	0	Fire, Not Arson	0	0	Suicide Related	0	0
Arson	0	0	Gang-Related Incident/Crime	0	0	Theft	0	0
Bomb	0	0	Hate Incident	1	0	Threat, Physical or Verbal	0	5
Bomb Threat	0	0	Malfunction, Essential Equip.	0	0	Vandalism	0	2
Bullying	0	0	Medical Assistance	13	1	Weapon	0	4
Bus	0	0	Missing Child	0	3	Weapon, Toy, Facsimile	0	0
Computer Abuse	0	2	Physical Assault/Attack	1	1	Other	0	2
Disruptive Behavior	1	1	Protective Services	0	0			

¹ Duplicated Count of Students

² Unduplicated Count of Students

³ Data suppressed (--) to comply with federal guidance (see Guidelines for Reporting Data on Page iii).

⁴ Due to the COVID-19 pandemic, the 2020–2021 suspension data is not published as the overall number of incidents was too small to be reported.

⁵ EML = Emergent Multilingual Learners, FARMS = Free and Reduced-price Meals System.

Lakelands Park Middle School - #522

2021–2022 Bullying Incidents ⁶		2021–2022 Drills Conducted							
Number Reported	Number Confirmed	Fire	Evacuation	Reverse Evacuation	Shelter in Place	Drop, Cover, and Hold	Severe Weather	Active Assailant	Lockdown
3	3	5	1	1	1	1	1	1	1

2021–2022 Safety Incidents Requiring Alert Status							
Fire	Evacuation	Reverse Evacuation	Shelter in Place	Drop, Cover, and Hold	Severe Weather	Active Assailant	Lockdown
1	0	0	1	0	0	0	0

School Safety Programs	
Be Well 365 Visitor Management System	

⁶ The number of reported bullying incidents may differ from the number of bullying incidents reported as a serious incident because an event is identified as a serious incident only if it results in or leads to the death or serious injury of any person on an MCPS site or conducting MCPS business; potential or actual disruption of the planned school day; or, any of the other criteria outlined in MCPS Regulation COB-RA *Reporting a Serious Incident* (see page 459). Additional information can be found in the glossary on page 445.

A. Mario Loiederman Middle School - #787

Cluster Name: Downcounty Consortium

12701 Goodhill Road Silver Spring, MD 20906

Office Phone: (240) 740-5830

School Hours: 8:15 - 3:00

www.montgomeryschoolsmd.org/schools/loiedermanms/

Fax Number: (301) 962-5993

2021–2022 Number of Out-of-School Suspension Incidents Related to School Safety ^{1 3 5}									
	Arson Fire Explosives	Attack	Dangerous Substances	Disrespect Insubordination Disruption	Fighting	Theft	Threat	Weapons	Other
Total Incidents	2	22	4	15	16	0	11	4	0
Female	0	7	2	1	3	0	0	0	0
Male	2	15	2	14	13	0	11	4	0
Non-binary	--	--	--	--	--	--	--	--	--
Asian	0	0	0	1	0	0	0	0	0
Black or African American	0	8	0	2	8	0	3	0	0
Hispanic/Latino	2	13	3	12	7	0	7	4	0
Two or More Races	0	1	0	0	0	0	0	0	0
White	0	0	0	0	0	0	0	0	0
EML	1	8	1	5	6	0	7	2	0
FARMS	1	19	2	14	13	0	9	2	0
Special Education	0	9	0	9	8	0	3	1	0

Out-of-School Suspension Rate ^{2 3 5}												
	Total Students Enrolled			Percent Students Enrolled			Number Students Suspended			Percent Students Suspended		
	2020	2021	2022	2020	2021	2022	2020	2021	2022	2020	2021	2022
All Students	1000	1001	976				7	See footnote 4.	48	.7	See footnote 4	4.9
Female	647	646	618	64.7	64.5	63.3	1		39	.2		6.3
Male	353	355	355	35.3	35.5	36.4	6		9	1.7		2.5
Non-binary	--	--	--	--	--	--	--		--	--		--
Asian	--	--	52	≤5.0	≤5.0	5.3	0		1	.0		1.9
Black or African American	156	149	133	15.6	14.9	13.6	1		13	.6		9.8
Hispanic/Latino	628	630	629	62.8	62.9	64.4	5		32	.8		5.1
Two or More Races	--	--	--	≤5.0	≤5.0	≤5.0	0		1	.0		3.0
White	140	146	125	14.0	14.6	12.8	1		1	.7		.8
EML	228	316	273	22.8	31.6	28.0	1		23	.5		8.4
FARMS	599	489	610	59.9	48.9	62.5	3		27	.5		4.4
Special Education	113	113	122	11.3	11.3	12.5	5		15	4.5		12.3

2021–2022 Reported Serious Incidents								
Description	Police Called		Description	Police Called		Description	Police Called	
	No	Yes		No	Yes		No	Yes
Academic Dishonesty	0	0	Drugs	0	2	Robbery, Strong-Armed	0	0
Accident	0	0	Extortion	0	0	Serious Injury	0	0
Alcohol	0	0	Fighting	0	0	Sex Related	1	3
Arrest	0	0	Fire, Not Arson	0	0	Suicide Related	1	0
Arson	0	0	Gang-Related Incident/Crime	0	0	Theft	0	0
Bomb	0	0	Hate Incident	0	0	Threat, Physical or Verbal	0	2
Bomb Threat	3	0	Malfunction, Essential Equip.	0	0	Vandalism	0	0
Bullying	0	0	Medical Assistance	5	0	Weapon	0	1
Bus	0	0	Missing Child	0	0	Weapon, Toy, Facsimile	0	0
Computer Abuse	0	0	Physical Assault/Attack	0	1	Other	0	0
Disruptive Behavior	2	0	Protective Services	0	0			

¹ Duplicated Count of Students

² Unduplicated Count of Students

³ Data suppressed (--) to comply with federal guidance (see Guidelines for Reporting Data on Page iii).

⁴ Due to the COVID-19 pandemic, the 2020–2021 suspension data is not published as the overall number of incidents was too small to be reported.

⁵ EML = Emergent Multilingual Learners, FARMS = Free and Reduced-price Meals System.

A. Mario Loiederman Middle School - #787

2021–2022 Bullying Incidents ⁶		2021–2022 Drills Conducted							
Number Reported	Number Confirmed	Fire	Evacuation	Reverse Evacuation	Shelter in Place	Drop, Cover, and Hold	Severe Weather	Active Assailant	Lockdown
0	0	5	1	1	1	1	1	1	1

2021–2022 Safety Incidents Requiring Alert Status							
Fire	Evacuation	Reverse Evacuation	Shelter in Place	Drop, Cover, and Hold	Severe Weather	Active Assailant	Lockdown
5	0	0	0	0	0	0	0

School Safety Programs
Be Well 365 Linkages to Learning Restorative Justice Truancy Prevention Program Visitor Management System

⁶ The number of reported bullying incidents may differ from the number of bullying incidents reported as a serious incident because an event is identified as a serious incident only if it results in or leads to the death or serious injury of any person on an MCPS site or conducting MCPS business; potential or actual disruption of the planned school day; or, any of the other criteria outlined in MCPS Regulation COB-RA *Reporting a Serious Incident* (see page 459). Additional information can be found in the glossary on page 445.

Montgomery Village Middle School - #557

Cluster Name: Watkins Mill
School Hours: 8:00 - 3:00

19300 Watkins Mill Road Montgomery Village, MD 20886
www.montgomeryschoolsmd.org/schools/mvms/

Office Phone: (240) 740-6720
Fax Number: (301) 840-6388

2021–2022 Number of Out-of-School Suspension Incidents Related to School Safety ^{1 3 5}									
	Arson Fire Explosives	Attack	Dangerous Substances	Disrespect Insubordination Disruption	Fighting	Theft	Threat	Weapons	Other
Total Incidents	0	9	1	2	18	0	4	0	0
Female	0	2	0	1	10	0	1	0	0
Male	0	7	1	1	8	0	3	0	0
Non-binary	--	--	--	--	--	--	--	--	--
Asian	0	0	0	0	2	0	0	0	0
Black or African American	0	4	1	0	7	0	2	0	0
Hispanic/Latino	0	3	0	1	7	0	0	0	0
Two or More Races	0	0	0	0	0	0	0	0	0
White	0	0	0	0	1	0	0	0	0
EML	0	2	0	1	4	0	0	0	0
FARMS	0	6	0	1	13	0	2	0	0
Special Education	0	7	1	0	4	0	2	0	0

Out-of-School Suspension Rate ^{2 3 5}												
	Total Students Enrolled			Percent Students Enrolled			Number Students Suspended			Percent Students Suspended		
	2020	2021	2022	2020	2021	2022	2020	2021	2022	2020	2021	2022
All Students	802	780	767				26	See footnote 4.	31	3.3	See footnote 4	4.0
Female	364	366	365	45.4	46.9	47.6	15		16	4.1		4.4
Male	438	414	402	54.6	53.1	52.4	11		15	2.6		3.7
Non-binary	--	--	--	--	--	--	--		--	--		--
Asian	58	57	58	7.2	7.3	7.6	2		2	3.5		3.4
Black or African American	217	219	192	27.1	28.1	25.0	12		13	5.7		6.8
Hispanic/Latino	456	442	461	56.9	56.7	60.1	8		14	1.8		3.0
Two or More Races	--	--	--	≤5.0	≤5.0	≤5.0	2		0	8.0		.0
White	44	41	--	5.5	5.3	≤5.0	2		1	4.3		3.2
EML	173	252	209	21.6	32.3	27.2	3		11	1.8		5.3
FARMS	558	484	563	69.6	62.1	73.4	20		21	3.6		3.7
Special Education	148	134	143	18.5	17.2	18.6	4		12	2.8		8.4

2021–2022 Reported Serious Incidents								
Description	Police Called		Description	Police Called		Description	Police Called	
	No	Yes		No	Yes		No	Yes
Academic Dishonesty	0	0	Drugs	0	0	Robbery, Strong-Armed	0	0
Accident	4	1	Extortion	0	0	Serious Injury	0	0
Alcohol	0	0	Fighting	0	2	Sex Related	0	0
Arrest	0	0	Fire, Not Arson	0	0	Suicide Related	0	0
Arson	0	0	Gang-Related Incident/Crime	0	0	Theft	0	0
Bomb	0	0	Hate Incident	0	0	Threat, Physical or Verbal	1	0
Bomb Threat	0	0	Malfunction, Essential Equip.	1	0	Vandalism	0	0
Bullying	0	0	Medical Assistance	4	0	Weapon	0	0
Bus	0	0	Missing Child	0	2	Weapon, Toy, Facsimile	0	0
Computer Abuse	0	0	Physical Assault/Attack	0	0	Other	0	2
Disruptive Behavior	0	2	Protective Services	0	0			

¹ Duplicated Count of Students

² Unduplicated Count of Students

³ Data suppressed (--) to comply with federal guidance (see Guidelines for Reporting Data on Page iii).

⁴ Due to the COVID-19 pandemic, the 2020–2021 suspension data is not published as the overall number of incidents was too small to be reported.

⁵ EML = Emergent Multilingual Learners, FARMS = Free and Reduced-price Meals System.

Montgomery Village Middle School - #557

2021–2022 Bullying Incidents ⁶		2021–2022 Drills Conducted							
Number Reported	Number Confirmed	Fire	Evacuation	Reverse Evacuation	Shelter in Place	Drop, Cover, and Hold	Severe Weather	Active Assailant	Lockdown
0	0	5	0	0	1	0	0	0	1

2021–2022 Safety Incidents Requiring Alert Status							
Fire	Evacuation	Reverse Evacuation	Shelter in Place	Drop, Cover, and Hold	Severe Weather	Active Assailant	Lockdown
1	0	0	0	0	0	0	0

School Safety Programs	
Be Well 365 Restorative Justice Truancy Prevention Program Visitor Management System	

⁶ The number of reported bullying incidents may differ from the number of bullying incidents reported as a serious incident because an event is identified as a serious incident only if it results in or leads to the death or serious injury of any person on an MCPS site or conducting MCPS business; potential or actual disruption of the planned school day; or, any of the other criteria outlined in MCPS Regulation COB-RA *Reporting a Serious Incident* (see page 459). Additional information can be found in the glossary on page 445.

Neelsville Middle School - #115

Cluster Name: Clarksburg, Watkins Mill
School Hours: 8:15 - 3:00

11700 Neelsville Church Road Germantown, MD 20876
www.montgomeryschoolsmd.org/schools/neelsvilles/

Office Phone: (301) 353-8064
Fax Number: (301) 353-8094

2021–2022 Number of Out-of-School Suspension Incidents Related to School Safety ^{1 3 5}									
	Arson Fire Explosives	Attack	Dangerous Substances	Disrespect Insubordination Disruption	Fighting	Theft	Threat	Weapons	Other
Total Incidents	0	7	2	4	6	0	2	0	0
Female	0	3	0	1	3	0	1	0	0
Male	0	4	2	3	3	0	1	0	0
Non-binary	--	--	--	--	--	--	--	--	--
Asian	0	0	0	0	0	0	0	0	0
Black or African American	0	4	2	1	2	0	1	0	0
Hispanic/Latino	0	3	0	1	3	0	1	0	0
Two or More Races	0	0	0	0	0	0	0	0	0
White	0	0	0	0	0	0	0	0	0
EML	0	0	1	1	1	0	0	0	0
FARMS	0	6	1	2	5	0	2	0	0
Special Education	0	0	1	1	1	0	1	0	0

Out-of-School Suspension Rate ^{2 3 5}												
	Total Students Enrolled			Percent Students Enrolled			Number Students Suspended			Percent Students Suspended		
	2020	2021	2022	2020	2021	2022	2020	2021	2022	2020	2021	2022
All Students	933	844	807				48	See footnote 4.	18	5.1	See footnote 4	2.2
Female	455	407	386	48.8	48.2	47.8	14		13	3.1		3.4
Male	478	437	421	51.2	51.8	52.2	34		5	6.9		1.2
Non-binary	--	--	--	--	--	--	--		--	--		--
Asian	79	95	99	8.5	11.3	12.3	2		0	2.5		.0
Black or African American	282	234	212	30.2	27.7	26.3	27		11	9.4		5.2
Hispanic/Latino	495	428	391	53.1	50.7	48.5	14		7	2.8		1.8
Two or More Races	--	--	--	≤5.0	≤5.0	≤5.0	3		0	12.5		.0
White	--	53	64	≤5.0	6.3	7.9	2		0	4.2		.0
EML	214	262	191	22.9	31.0	23.7	8		6	3.9		3.1
FARMS	635	449	486	68.1	53.2	60.2	37		12	5.5		2.5
Special Education	86	79	86	9.2	9.4	10.7	8		4	8.5		4.7

2021–2022 Reported Serious Incidents								
Description	Police Called		Description	Police Called		Description	Police Called	
	No	Yes		No	Yes		No	Yes
Academic Dishonesty	0	0	Drugs	0	0	Robbery, Strong-Armed	0	0
Accident	0	0	Extortion	0	0	Serious Injury	0	0
Alcohol	0	0	Fighting	0	1	Sex Related	1	0
Arrest	0	0	Fire, Not Arson	0	0	Suicide Related	0	0
Arson	0	0	Gang-Related Incident/Crime	0	0	Theft	0	0
Bomb	0	0	Hate Incident	0	0	Threat, Physical or Verbal	0	1
Bomb Threat	0	0	Malfunction, Essential Equip.	0	0	Vandalism	0	0
Bullying	0	0	Medical Assistance	4	0	Weapon	0	0
Bus	0	0	Missing Child	0	0	Weapon, Toy, Facsimile	0	0
Computer Abuse	0	1	Physical Assault/Attack	3	0	Other	0	0
Disruptive Behavior	0	0	Protective Services	0	0			

¹ Duplicated Count of Students

² Unduplicated Count of Students

³ Data suppressed (--) to comply with federal guidance (see Guidelines for Reporting Data on Page iii).

⁴ Due to the COVID-19 pandemic, the 2020–2021 suspension data is not published as the overall number of incidents was too small to be reported.

⁵ EML = Emergent Multilingual Learners, FARMS = Free and Reduced-price Meals System.

Neelsville Middle School - #115

2021–2022 Bullying Incidents ⁶		2021–2022 Drills Conducted							
Number Reported	Number Confirmed	Fire	Evacuation	Reverse Evacuation	Shelter in Place	Drop, Cover, and Hold	Severe Weather	Active Assailant	Lockdown
9	9	6	1	1	1	1	1	1	1

2021–2022 Safety Incidents Requiring Alert Status							
Fire	Evacuation	Reverse Evacuation	Shelter in Place	Drop, Cover, and Hold	Severe Weather	Active Assailant	Lockdown
0	0	0	2	0	0	0	0

School Safety Programs
Be Well 365 Restorative Justice Truancy Prevention Program Visitor Management System

⁶ The number of reported bullying incidents may differ from the number of bullying incidents reported as a serious incident because an event is identified as a serious incident only if it results in or leads to the death or serious injury of any person on an MCPS site or conducting MCPS business; potential or actual disruption of the planned school day; or, any of the other criteria outlined in MCPS Regulation COB-RA *Reporting a Serious Incident* (see page 459). Additional information can be found in the glossary on page 445.

Newport Mill Middle School - #792

Cluster Name: Downcounty Consortium

11311 Newport Mill Road Kensington, Maryland 20895

Office Phone: (240) 740-7160

School Hours: 8:15 - 3:00

www.montgomeryschoolsmd.org/schools/newportmillms/

Fax Number: (301) 929-2274

2021–2022 Number of Out-of-School Suspension Incidents Related to School Safety ^{1 3 5}									
	Arson Fire Explosives	Attack	Dangerous Substances	Disrespect Insubordination Disruption	Fighting	Theft	Threat	Weapons	Other
Total Incidents	0	5	3	5	10	0	8	4	0
Female	0	1	1	1	4	0	3	0	0
Male	0	4	2	4	6	0	5	4	0
Non-binary	--	--	--	--	--	--	--	--	--
Asian	0	0	1	0	0	0	0	0	0
Black or African American	0	0	0	0	3	0	0	0	0
Hispanic/Latino	0	3	1	5	4	0	7	4	0
Two or More Races	0	1	0	0	0	0	0	0	0
White	0	1	1	0	0	0	1	0	0
EML	0	0	0	0	1	0	2	1	0
FARMS	0	3	1	4	5	0	7	4	0
Special Education	0	3	0	2	1	0	2	0	0

Out-of-School Suspension Rate ^{2 3 5}												
	Total Students Enrolled			Percent Students Enrolled			Number Students Suspended			Percent Students Suspended		
	2020	2021	2022	2020	2021	2022	2020	2021	2022	2020	2021	2022
All Students	705	681	654				27	See footnote 4.	26	3.8	See footnote 4	4.0
Female	316	305	293	44.8	44.8	44.8	11		21	3.5		7.2
Male	389	376	359	55.2	55.2	54.9	16		5	4.2		1.4
Non-binary	--	--	--	--	--	--	--		--	--		--
Asian	50	54	43	7.1	7.9	6.6	4		1	7.8		2.3
Black or African American	106	92	85	15.0	13.5	13.0	7		4	6.6		4.7
Hispanic/Latino	395	407	375	56.0	59.8	57.3	15		17	3.9		4.5
Two or More Races	42	--	--	6.0	≤5.0	≤5.0	0		1	.0		3.0
White	105	95	113	14.9	14.0	17.3	1		3	.9		2.7
EML	164	221	163	23.3	32.5	24.9	7		8	4.5		4.9
FARMS	383	266	387	54.3	39.1	59.2	19		12	4.7		3.1
Special Education	145	132	112	20.6	19.4	17.1	7		9	4.9		8.0

2021–2022 Reported Serious Incidents								
Description	Police Called		Description	Police Called		Description	Police Called	
	No	Yes		No	Yes		No	Yes
Academic Dishonesty	0	0	Drugs	0	0	Robbery, Strong-Armed	0	0
Accident	1	1	Extortion	0	0	Serious Injury	0	0
Alcohol	0	0	Fighting	0	0	Sex Related	0	3
Arrest	0	0	Fire, Not Arson	0	0	Suicide Related	0	0
Arson	0	0	Gang-Related Incident/Crime	0	0	Theft	0	0
Bomb	0	0	Hate Incident	0	0	Threat, Physical or Verbal	0	1
Bomb Threat	0	0	Malfunction, Essential Equip.	0	0	Vandalism	0	0
Bullying	0	0	Medical Assistance	6	0	Weapon	3	0
Bus	0	0	Missing Child	0	0	Weapon, Toy, Facsimile	0	0
Computer Abuse	0	0	Physical Assault/Attack	0	0	Other	0	0
Disruptive Behavior	0	0	Protective Services	0	0			

¹ Duplicated Count of Students

² Unduplicated Count of Students

³ Data suppressed (--) to comply with federal guidance (see Guidelines for Reporting Data on Page iii).

⁴ Due to the COVID-19 pandemic, the 2020–2021 suspension data is not published as the overall number of incidents was too small to be reported.

⁵ EML = Emergent Multilingual Learners, FARMS = Free and Reduced-price Meals System.

Newport Mill Middle School - #792

2021–2022 Bullying Incidents ⁶		2021–2022 Drills Conducted							
Number Reported	Number Confirmed	Fire	Evacuation	Reverse Evacuation	Shelter in Place	Drop, Cover, and Hold	Severe Weather	Active Assailant	Lockdown
0	0	5	1	1	1	1	1	1	1

2021–2022 Safety Incidents Requiring Alert Status							
Fire	Evacuation	Reverse Evacuation	Shelter in Place	Drop, Cover, and Hold	Severe Weather	Active Assailant	Lockdown
0	0	0	0	0	0	0	0

School Safety Programs	
Be Well 365 Visitor Management System	

⁶ The number of reported bullying incidents may differ from the number of bullying incidents reported as a serious incident because an event is identified as a serious incident only if it results in or leads to the death or serious injury of any person on an MCPS site or conducting MCPS business; potential or actual disruption of the planned school day; or, any of the other criteria outlined in MCPS Regulation COB-RA *Reporting a Serious Incident* (see page 459). Additional information can be found in the glossary on page 445.

North Bethesda Middle School - #413

Cluster Name: Walter Johnson

8935 Bradmoor Drive Bethesda, MD 20817

Office Phone: (240) 740-2100

School Hours: 8:15 - 3:00

www.montgomeryschoolsmd.org/schools/northbethesdams/

Fax Number: (301) 571-3881

2021–2022 Number of Out-of-School Suspension Incidents Related to School Safety ^{1 3 5}									
	Arson Fire Explosives	Attack	Dangerous Substances	Disrespect Insubordination Disruption	Fighting	Theft	Threat	Weapons	Other
Total Incidents	0	5	0	1	2	0	5	0	0
Female	0	1	0	0	0	0	0	0	0
Male	0	4	0	1	2	0	5	0	0
Non-binary	--	--	--	--	--	--	--	--	--
Asian	0	0	0	0	0	0	0	0	0
Black or African American	0	3	0	1	0	0	1	0	0
Hispanic/Latino	0	0	0	0	1	0	2	0	0
Two or More Races	0	0	0	0	0	0	0	0	0
White	0	2	0	0	0	0	2	0	0
EML	0	0	0	0	0	0	0	0	0
FARMS	0	4	0	1	0	0	1	0	0
Special Education	0	5	0	1	0	0	0	0	0

Out-of-School Suspension Rate ^{2 3 5}												
	Total Students Enrolled			Percent Students Enrolled			Number Students Suspended			Percent Students Suspended		
	2020	2021	2022	2020	2021	2022	2020	2021	2022	2020	2021	2022
All Students	1251	1193	1164				12	See footnote 4.	11	1.0	See footnote 4	.9
Female	605	567	533	48.4	47.5	45.8	6		10	1.0		1.9
Male	646	626	630	51.6	52.5	54.1	6		1	.9		.2
Non-binary	--	--	--	--	--	--	--		--	--		--
Asian	154	144	142	12.3	12.1	12.2	0		0	.0		.0
Black or African American	119	125	136	9.5	10.5	11.7	3		4	2.5		2.9
Hispanic/Latino	165	169	167	13.2	14.2	14.3	2		3	1.2		1.8
Two or More Races	100	107	94	8.0	9.0	8.1	1		0	1.0		.0
White	707	644	620	56.5	54.0	53.3	5		4	.7		.6
EML	64	87	--	5.1	7.3	≤5.0	2		0	3.4		.0
FARMS	108	91	124	8.6	7.6	10.7	2		4	1.9		3.2
Special Education	115	104	122	9.2	8.7	10.5	3		2	2.9		1.6

2021–2022 Reported Serious Incidents								
Description	Police Called		Description	Police Called		Description	Police Called	
	No	Yes		No	Yes		No	Yes
Academic Dishonesty	0	0	Drugs	0	0	Robbery, Strong-Armed	0	0
Accident	1	0	Extortion	0	0	Serious Injury	0	0
Alcohol	0	0	Fighting	0	3	Sex Related	0	4
Arrest	0	0	Fire, Not Arson	0	0	Suicide Related	1	0
Arson	0	0	Gang-Related Incident/Crime	0	0	Theft	0	0
Bomb	0	0	Hate Incident	1	2	Threat, Physical or Verbal	1	2
Bomb Threat	0	0	Malfunction, Essential Equip.	2	0	Vandalism	0	0
Bullying	1	4	Medical Assistance	4	0	Weapon	0	0
Bus	0	0	Missing Child	0	1	Weapon, Toy, Facsimile	0	0
Computer Abuse	0	1	Physical Assault/Attack	0	0	Other	0	0
Disruptive Behavior	0	0	Protective Services	0	0			

¹ Duplicated Count of Students

² Unduplicated Count of Students

³ Data suppressed (--) to comply with federal guidance (see Guidelines for Reporting Data on Page iii).

⁴ Due to the COVID-19 pandemic, the 2020–2021 suspension data is not published as the overall number of incidents was too small to be reported.

⁵ EML = Emergent Multilingual Learners, FARMS = Free and Reduced-price Meals System.

North Bethesda Middle School - #413

2021–2022 Bullying Incidents ⁶		2021–2022 Drills Conducted							
Number Reported	Number Confirmed	Fire	Evacuation	Reverse Evacuation	Shelter in Place	Drop, Cover, and Hold	Severe Weather	Active Assailant	Lockdown
15	14	6	1	1	1	1	1	1	1

2021–2022 Safety Incidents Requiring Alert Status							
Fire	Evacuation	Reverse Evacuation	Shelter in Place	Drop, Cover, and Hold	Severe Weather	Active Assailant	Lockdown
0	0	0	0	0	0	0	0

School Safety Programs
Be Well 365 Restorative Justice Visitor Management System

⁶ The number of reported bullying incidents may differ from the number of bullying incidents reported as a serious incident because an event is identified as a serious incident only if it results in or leads to the death or serious injury of any person on an MCPS site or conducting MCPS business; potential or actual disruption of the planned school day; or, any of the other criteria outlined in MCPS Regulation COB-RA *Reporting a Serious Incident* (see page 459). Additional information can be found in the glossary on page 445.

Parkland Middle School - #812

Cluster Name: Downcounty Consortium

4610 West Frankfort Drive Rockville, MD 20853

Office Phone: (240) 740-6800

School Hours: 8:15 - 3:00

www.montgomeryschoolsmd.org/schools/parklandms/

Fax Number: (301) 460-2699

2021–2022 Number of Out-of-School Suspension Incidents Related to School Safety ^{1 3 5}									
	Arson Fire Explosives	Attack	Dangerous Substances	Disrespect Insubordination Disruption	Fighting	Theft	Threat	Weapons	Other
Total Incidents	0	13	19	15	27	1	17	5	0
Female	0	0	8	0	11	0	2	1	0
Male	0	13	11	15	16	1	15	4	0
Non-binary	--	--	--	--	--	--	--	--	--
Asian	0	0	1	0	0	0	0	0	0
Black or African American	0	2	0	3	5	0	3	3	0
Hispanic/Latino	0	6	15	3	16	0	9	1	0
Two or More Races	0	0	1	3	2	0	1	0	0
White	0	4	1	2	1	1	1	0	0
EML	0	3	7	1	10	1	3	2	0
FARMS	0	6	18	8	19	1	11	3	0
Special Education	0	5	1	4	1	1	5	1	0

Out-of-School Suspension Rate ^{2 3 5}												
	Total Students Enrolled			Percent Students Enrolled			Number Students Suspended			Percent Students Suspended		
	2020	2021	2022	2020	2021	2022	2020	2021	2022	2020	2021	2022
All Students	1137	1166	1129				23	See footnote 4.	72	2.0	See footnote 4	6.4
Female	510	537	526	44.9	46.1	46.6	6		51	1.2		9.7
Male	627	628	603	55.1	53.9	53.4	17		21	2.7		3.5
Non-binary	--	--	--	--	--	--	--		--	--		--
Asian	163	151	138	14.3	13.0	12.2	0		2	.0		1.4
Black or African American	248	270	268	21.8	23.2	23.7	6		13	2.4		4.9
Hispanic/Latino	600	615	602	52.8	52.7	53.3	16		42	2.7		7.0
Two or More Races	--	--	--	≤5.0	≤5.0	≤5.0	0		6	.0		18.2
White	94	100	85	8.3	8.6	7.5	1		9	1.0		10.6
EML	177	315	225	15.6	27.0	19.9	8		29	4.7		12.9
FARMS	620	521	731	54.5	44.7	64.7	17		34	2.5		4.7
Special Education	95	106	95	8.4	9.1	8.4	7		13	7.1		13.7

2021–2022 Reported Serious Incidents								
Description	Police Called		Description	Police Called		Description	Police Called	
	No	Yes		No	Yes		No	Yes
Academic Dishonesty	0	0	Drugs	1	2	Robbery, Strong-Armed	0	0
Accident	2	0	Extortion	0	0	Serious Injury	0	0
Alcohol	0	0	Fighting	0	0	Sex Related	0	5
Arrest	0	0	Fire, Not Arson	0	0	Suicide Related	0	0
Arson	0	0	Gang-Related Incident/Crime	0	0	Theft	0	0
Bomb	0	0	Hate Incident	0	1	Threat, Physical or Verbal	0	3
Bomb Threat	0	0	Malfunction, Essential Equip.	1	0	Vandalism	0	0
Bullying	0	3	Medical Assistance	7	0	Weapon	0	3
Bus	0	0	Missing Child	0	0	Weapon, Toy, Facsimile	0	0
Computer Abuse	0	1	Physical Assault/Attack	1	1	Other	0	0
Disruptive Behavior	0	4	Protective Services	0	0			

¹ Duplicated Count of Students

² Unduplicated Count of Students

³ Data suppressed (--) to comply with federal guidance (see Guidelines for Reporting Data on Page iii).

⁴ Due to the COVID-19 pandemic, the 2020–2021 suspension data is not published as the overall number of incidents was too small to be reported.

⁵ EML = Emergent Multilingual Learners, FARMS = Free and Reduced-price Meals System.

Parkland Middle School - #812

2021–2022 Bullying Incidents ⁶		2021–2022 Drills Conducted							
Number Reported	Number Confirmed	Fire	Evacuation	Reverse Evacuation	Shelter in Place	Drop, Cover, and Hold	Severe Weather	Active Assailant	Lockdown
18	18	5	1	1	1	1	1	1	1

2021–2022 Safety Incidents Requiring Alert Status							
Fire	Evacuation	Reverse Evacuation	Shelter in Place	Drop, Cover, and Hold	Severe Weather	Active Assailant	Lockdown
1	0	0	0	0	0	0	0

School Safety Programs
Be Well 365 Linkages to Learning Restorative Justice Truancy Prevention Program Visitor Management System

⁶ The number of reported bullying incidents may differ from the number of bullying incidents reported as a serious incident because an event is identified as a serious incident only if it results in or leads to the death or serious injury of any person on an MCPS site or conducting MCPS business; potential or actual disruption of the planned school day; or, any of the other criteria outlined in MCPS Regulation COB-RA *Reporting a Serious Incident* (see page 459). Additional information can be found in the glossary on page 445.

Rosa M. Parks Middle School - #155

Cluster Name: Sherwood
School Hours: 8:15 - 3:00

19200 Olney Mill Road Olney, MD 20832
www.montgomeryschoolsmd.org/schools/rosaparksms/

Office Phone: (240) 740-3300
Fax Number: (301) 924-3288

2021–2022 Number of Out-of-School Suspension Incidents Related to School Safety ^{1 3 5}									
	Arson Fire Explosives	Attack	Dangerous Substances	Disrespect Insubordination Disruption	Fighting	Theft	Threat	Weapons	Other
Total Incidents	0	3	0	1	0	0	2	1	0
Female	0	0	0	0	0	0	1	0	0
Male	0	3	0	1	0	0	1	1	0
Non-binary	--	--	--	--	--	--	--	--	--
Asian	0	0	0	0	0	0	0	0	0
Black or African American	0	1	0	0	0	0	1	0	0
Hispanic/Latino	0	0	0	0	0	0	0	0	0
Two or More Races	0	0	0	0	0	0	0	0	0
White	0	1	0	1	0	0	0	0	0
EML	0	1	0	0	0	0	0	0	0
FARMS	0	0	0	0	0	0	1	0	0
Special Education	0	1	0	0	0	0	0	0	0

Out-of-School Suspension Rate ^{2 3 5}												
	Total Students Enrolled			Percent Students Enrolled			Number Students Suspended			Percent Students Suspended		
	2020	2021	2022	2020	2021	2022	2020	2021	2022	2020	2021	2022
All Students	871	860	837				22	See footnote 4.	7	2.5	See footnote 4	.8
Female	423	434	419	48.6	50.5	50.1	1		6	.2		1.4
Male	448	426	417	51.4	49.5	49.8	21		1	4.7		.2
Non-binary	--	--	--	--	--	--	--		--	--		--
Asian	92	85	94	10.6	9.9	11.2	1		0	1.1		.0
Black or African American	121	134	127	13.9	15.6	15.2	11		4	9.1		3.1
Hispanic/Latino	118	121	110	13.5	14.1	13.1	4		1	3.4		.9
Two or More Races	55	57	55	6.3	6.6	6.6	2		0	3.6		.0
White	485	463	451	55.7	53.8	53.9	4		2	.8		.4
EML	--	44	--	≤5.0	5.1	≤5.0	1		1	7.7		3.8
FARMS	120	101	126	13.8	11.7	15.1	15		2	11.3		1.6
Special Education	94	95	90	10.8	11.0	10.8	4		1	4.1		1.1

2021–2022 Reported Serious Incidents								
Description	Police Called		Description	Police Called		Description	Police Called	
	No	Yes		No	Yes		No	Yes
Academic Dishonesty	0	0	Drugs	0	0	Robbery, Strong-Armed	0	0
Accident	2	0	Extortion	0	0	Serious Injury	0	0
Alcohol	1	0	Fighting	0	0	Sex Related	0	0
Arrest	0	0	Fire, Not Arson	0	0	Suicide Related	0	0
Arson	0	0	Gang-Related Incident/Crime	0	0	Theft	0	0
Bomb	0	0	Hate Incident	0	1	Threat, Physical or Verbal	0	1
Bomb Threat	2	0	Malfunction, Essential Equip.	0	0	Vandalism	0	0
Bullying	0	0	Medical Assistance	5	0	Weapon	0	1
Bus	0	0	Missing Child	0	0	Weapon, Toy, Facsimile	0	0
Computer Abuse	0	0	Physical Assault/Attack	0	0	Other	0	0
Disruptive Behavior	0	1	Protective Services	0	0			

¹ Duplicated Count of Students

² Unduplicated Count of Students

³ Data suppressed (--) to comply with federal guidance (see Guidelines for Reporting Data on Page iii).

⁴ Due to the COVID-19 pandemic, the 2020–2021 suspension data is not published as the overall number of incidents was too small to be reported.

⁵ EML = Emergent Multilingual Learners, FARMS = Free and Reduced-price Meals System.

Rosa M. Parks Middle School - #155

2021–2022 Bullying Incidents ⁶		2021–2022 Drills Conducted							
Number Reported	Number Confirmed	Fire	Evacuation	Reverse Evacuation	Shelter in Place	Drop, Cover, and Hold	Severe Weather	Active Assailant	Lockdown
1	1	5	1	1	1	1	1	0	1

2021–2022 Safety Incidents Requiring Alert Status							
Fire	Evacuation	Reverse Evacuation	Shelter in Place	Drop, Cover, and Hold	Severe Weather	Active Assailant	Lockdown
2	0	0	0	0	0	0	0

School Safety Programs	
Be Well 365 Truancy Prevention Program Visitor Management System	

⁶ The number of reported bullying incidents may differ from the number of bullying incidents reported as a serious incident because an event is identified as a serious incident only if it results in or leads to the death or serious injury of any person on an MCPS site or conducting MCPS business; potential or actual disruption of the planned school day; or, any of the other criteria outlined in MCPS Regulation COB-RA *Reporting a Serious Incident* (see page 459). Additional information can be found in the glossary on page 445.

John Poole Middle School - #247

Cluster Name: Poolesville
School Hours: 7:55 - 2:40

17014 Tom Fox Avenue Poolesville, MD 20837
www.montgomeryschoolsmd.org/schools/poolems/

Office Phone: (240) 740-4200
Fax Number: (240) 740-4280

2021–2022 Number of Out-of-School Suspension Incidents Related to School Safety ^{1 3 5}									
	Arson Fire Explosives	Attack	Dangerous Substances	Disrespect Insubordination Disruption	Fighting	Theft	Threat	Weapons	Other
Total Incidents	0	0	0	0	0	0	0	0	0
Female	0	0	0	0	0	0	0	0	0
Male	0	0	0	0	0	0	0	0	0
Non-binary	--	--	--	--	--	--	--	--	--
Asian	0	0	0	0	0	0	0	0	0
Black or African American	0	0	0	0	0	0	0	0	0
Hispanic/Latino	0	0	0	0	0	0	0	0	0
Two or More Races	0	0	0	0	0	0	0	0	0
White	0	0	0	0	0	0	0	0	0
EML	0	0	0	0	0	0	0	0	0
FARMS	0	0	0	0	0	0	0	0	0
Special Education	0	0	0	0	0	0	0	0	0

Out-of-School Suspension Rate ^{2 3 5}												
	Total Students Enrolled			Percent Students Enrolled			Number Students Suspended			Percent Students Suspended		
	2020	2021	2022	2020	2021	2022	2020	2021	2022	2020	2021	2022
All Students	396	394	428				0	See footnote 4.	0	.0	See footnote 4	.0
Female	178	183	192	44.9	46.4	44.9	0		0	.0		.0
Male	218	211	235	55.1	53.6	54.9	0		0	.0		.0
Non-binary	--	--	--	--	--	--	--		--	--		--
Asian	27	22	36	6.8	5.6	8.4	0		0	.0		.0
Black or African American	26	23	32	6.6	5.8	7.5	0		0	.0		.0
Hispanic/Latino	53	55	58	13.4	14.0	13.6	0		0	.0		.0
Two or More Races	20	34	44	5.1	8.6	10.3	0		0	.0		.0
White	270	260	257	68.2	66.0	60.0	0		0	.0		.0
EML	--	--	--	--	≤5.0	≤5.0	--		0	--		.0
FARMS	54	39	67	13.6	9.9	15.7	0		0	.0		.0
Special Education	49	43	51	12.4	10.9	11.9	0		0	.0		.0

2021–2022 Reported Serious Incidents								
Description	Police Called		Description	Police Called		Description	Police Called	
	No	Yes		No	Yes		No	Yes
Academic Dishonesty	0	0	Drugs	1	0	Robbery, Strong-Armed	0	0
Accident	0	0	Extortion	0	0	Serious Injury	0	0
Alcohol	0	0	Fighting	0	0	Sex Related	1	0
Arrest	0	0	Fire, Not Arson	0	0	Suicide Related	0	0
Arson	0	0	Gang-Related Incident/Crime	0	0	Theft	0	0
Bomb	0	0	Hate Incident	0	0	Threat, Physical or Verbal	0	0
Bomb Threat	0	0	Malfunction, Essential Equip.	1	0	Vandalism	0	0
Bullying	0	0	Medical Assistance	2	0	Weapon	0	2
Bus	0	0	Missing Child	0	0	Weapon, Toy, Facsimile	0	0
Computer Abuse	0	0	Physical Assault/Attack	0	0	Other	0	0
Disruptive Behavior	0	0	Protective Services	0	0			

¹ Duplicated Count of Students

² Unduplicated Count of Students

³ Data suppressed (--) to comply with federal guidance (see Guidelines for Reporting Data on Page iii).

⁴ Due to the COVID-19 pandemic, the 2020–2021 suspension data is not published as the overall number of incidents was too small to be reported.

⁵ EML = Emergent Multilingual Learners, FARMS = Free and Reduced-price Meals System.

John Poole Middle School - #247

2021–2022 Bullying Incidents ⁶		2021–2022 Drills Conducted							
Number Reported	Number Confirmed	Fire	Evacuation	Reverse Evacuation	Shelter in Place	Drop, Cover, and Hold	Severe Weather	Active Assailant	Lockdown
1	1	6	1	1	1	1	1	1	1

2021–2022 Safety Incidents Requiring Alert Status							
Fire	Evacuation	Reverse Evacuation	Shelter in Place	Drop, Cover, and Hold	Severe Weather	Active Assailant	Lockdown
1	0	0	0	0	0	0	0

School Safety Programs	
Be Well 365 Restorative Justice Visitor Management System	

⁶ The number of reported bullying incidents may differ from the number of bullying incidents reported as a serious incident because an event is identified as a serious incident only if it results in or leads to the death or serious injury of any person on an MCPS site or conducting MCPS business; potential or actual disruption of the planned school day; or, any of the other criteria outlined in MCPS Regulation COB-RA *Reporting a Serious Incident* (see page 459). Additional information can be found in the glossary on page 445.

Thomas W. Pyle Middle School - #428

Cluster Name: Walt Whitman

6311 Wilson Lane Bethesda, MD 20817

Office Phone: (240) 740-3500

School Hours: 8:15 - 3:00

www.montgomeryschoolsmd.org/schools/pylems/

Fax Number: (301) 320-6647

2021–2022 Number of Out-of-School Suspension Incidents Related to School Safety ^{1 3 5}									
	Arson Fire Explosives	Attack	Dangerous Substances	Disrespect Insubordination Disruption	Fighting	Theft	Threat	Weapons	Other
Total Incidents	0	4	2	0	0	0	0	0	0
Female	0	3	1	0	0	0	0	0	0
Male	0	1	1	0	0	0	0	0	0
Non-binary	--	--	--	--	--	--	--	--	--
Asian	0	0	0	0	0	0	0	0	0
Black or African American	0	1	0	0	0	0	0	0	0
Hispanic/Latino	0	0	0	0	0	0	0	0	0
Two or More Races	0	3	1	0	0	0	0	0	0
White	0	0	1	0	0	0	0	0	0
EML	0	0	0	0	0	0	0	0	0
FARMS	0	0	0	0	0	0	0	0	0
Special Education	0	4	2	0	0	0	0	0	0

Out-of-School Suspension Rate ^{2 3 5}												
	Total Students Enrolled			Percent Students Enrolled			Number Students Suspended			Percent Students Suspended		
	2020	2021	2022	2020	2021	2022	2020	2021	2022	2020	2021	2022
All Students	1553	1434	1317				20	See footnote 4.	3	1.3	See footnote 4	.2
Female	737	689	597	47.5	48.0	45.3	2		2	.3		.3
Male	816	745	715	52.5	52.0	54.3	18		1	2.3		.1
Non-binary	--	--	--	--	--	--	--		--	--		--
Asian	220	220	218	14.2	15.3	16.6	3		0	1.4		.0
Black or African American	--	--	--	≤5.0	≤5.0	≤5.0	3		1	6.1		2.2
Hispanic/Latino	167	149	148	10.8	10.4	11.2	5		0	3.1		.0
Two or More Races	117	100	106	7.5	7.0	8.0	1		1	.8		.9
White	997	923	797	64.2	64.4	60.5	8		1	.8		.1
EML	--	85	--	≤5.0	5.9	≤5.0	1		0	2.2		.0
FARMS	--	--	--	≤5.0	≤5.0	≤5.0	5		0	13.2		.0
Special Education	139	122	127	9.0	8.5	9.6	13		3	10.2		2.4

2021–2022 Reported Serious Incidents								
Description	Police Called		Description	Police Called		Description	Police Called	
	No	Yes		No	Yes		No	Yes
Academic Dishonesty	0	0	Drugs	1	1	Robbery, Strong-Armed	0	0
Accident	3	0	Extortion	0	0	Serious Injury	0	0
Alcohol	0	0	Fighting	0	0	Sex Related	0	1
Arrest	0	0	Fire, Not Arson	0	0	Suicide Related	0	0
Arson	0	0	Gang-Related Incident/Crime	0	0	Theft	0	0
Bomb	0	0	Hate Incident	0	0	Threat, Physical or Verbal	0	0
Bomb Threat	0	0	Malfunction, Essential Equip.	2	0	Vandalism	0	1
Bullying	0	0	Medical Assistance	3	0	Weapon	0	0
Bus	0	0	Missing Child	0	0	Weapon, Toy, Facsimile	0	0
Computer Abuse	0	0	Physical Assault/Attack	2	0	Other	0	0
Disruptive Behavior	0	0	Protective Services	0	0			

¹ Duplicated Count of Students

² Unduplicated Count of Students

³ Data suppressed (--) to comply with federal guidance (see Guidelines for Reporting Data on Page iii).

⁴ Due to the COVID-19 pandemic, the 2020–2021 suspension data is not published as the overall number of incidents was too small to be reported.

⁵ EML = Emergent Multilingual Learners, FARMS = Free and Reduced-price Meals System.

Thomas W. Pyle Middle School - #428

2021–2022 Bullying Incidents ⁶		2021–2022 Drills Conducted							
Number Reported	Number Confirmed	Fire	Evacuation	Reverse Evacuation	Shelter in Place	Drop, Cover, and Hold	Severe Weather	Active Assailant	Lockdown
0	0	5	1	1	1	1	1	1	1

2021–2022 Safety Incidents Requiring Alert Status							
Fire	Evacuation	Reverse Evacuation	Shelter in Place	Drop, Cover, and Hold	Severe Weather	Active Assailant	Lockdown
1	0	0	0	0	0	0	0

School Safety Programs	
Be Well 365 Visitor Management System	

⁶ The number of reported bullying incidents may differ from the number of bullying incidents reported as a serious incident because an event is identified as a serious incident only if it results in or leads to the death or serious injury of any person on an MCPS site or conducting MCPS business; potential or actual disruption of the planned school day; or, any of the other criteria outlined in MCPS Regulation COB-RA *Reporting a Serious Incident* (see page 459). Additional information can be found in the glossary on page 445.

Redland Middle School - #562

Cluster Name: Col. Zadok Magruder

6505 Muncaster Mill Road Rockville, MD 20855

Office Phone: (240) 740-0900

School Hours: 8:15 - 3:00

www.montgomeryschoolsmd.org/schools/redlandms/

Fax Number: (301) 670-2231

2021–2022 Number of Out-of-School Suspension Incidents Related to School Safety ^{1 3 5}									
	Arson Fire Explosives	Attack	Dangerous Substances	Disrespect Insubordination Disruption	Fighting	Theft	Threat	Weapons	Other
Total Incidents	0	3	6	6	18	1	4	1	0
Female	0	0	3	0	5	0	1	0	0
Male	0	3	3	6	13	1	3	1	0
Non-binary	--	--	--	--	--	--	--	--	--
Asian	0	0	0	0	1	0	0	0	0
Black or African American	0	2	1	4	7	1	2	1	0
Hispanic/Latino	0	1	4	1	9	0	2	0	0
Two or More Races	0	0	0	1	1	0	0	0	0
White	0	0	1	0	0	0	0	0	0
EML	0	1	2	1	7	0	1	0	0
FARMS	0	3	5	5	15	1	3	1	0
Special Education	0	0	1	4	4	1	0	0	0

Out-of-School Suspension Rate ^{2 3 5}												
	Total Students Enrolled			Percent Students Enrolled			Number Students Suspended			Percent Students Suspended		
	2020	2021	2022	2020	2021	2022	2020	2021	2022	2020	2021	2022
All Students	624	627	609				14	See footnote 4.	24	2.2	See footnote 4	3.9
Female	308	312	286	49.4	49.8	47.0	6		18	1.9		6.3
Male	316	315	323	50.6	50.2	53.0	8		6	2.5		1.9
Non-binary	--	--	--	--	--	--	--		--	--		--
Asian	72	62	61	11.5	9.9	10.0	0		1	.0		1.6
Black or African American	141	140	125	22.6	22.3	20.5	3		8	2.1		6.4
Hispanic/Latino	247	265	256	39.6	42.3	42.0	10		12	4.0		4.7
Two or More Races	37	32	34	5.9	5.1	5.6	0		2	.0		5.9
White	123	126	131	19.7	20.1	21.5	1		1	.8		.8
EML	89	147	104	14.3	23.4	17.1	5		9	5.8		8.7
FARMS	288	246	306	46.2	39.2	50.2	13		14	4.5		4.6
Special Education	71	80	68	11.4	12.8	11.2	8		5	11.8		7.4

2021–2022 Reported Serious Incidents								
Description	Police Called		Description	Police Called		Description	Police Called	
	No	Yes		No	Yes		No	Yes
Academic Dishonesty	0	0	Drugs	0	0	Robbery, Strong-Armed	0	0
Accident	1	0	Extortion	0	0	Serious Injury	0	0
Alcohol	0	0	Fighting	0	0	Sex Related	0	2
Arrest	0	0	Fire, Not Arson	0	0	Suicide Related	1	0
Arson	0	0	Gang-Related Incident/Crime	0	0	Theft	0	0
Bomb	0	0	Hate Incident	0	0	Threat, Physical or Verbal	0	0
Bomb Threat	0	0	Malfunction, Essential Equip.	0	0	Vandalism	0	0
Bullying	0	0	Medical Assistance	8	0	Weapon	0	1
Bus	0	0	Missing Child	0	1	Weapon, Toy, Facsimile	0	0
Computer Abuse	0	0	Physical Assault/Attack	0	0	Other	0	0
Disruptive Behavior	0	0	Protective Services	0	0			

¹ Duplicated Count of Students

² Unduplicated Count of Students

³ Data suppressed (--) to comply with federal guidance (see Guidelines for Reporting Data on Page iii).

⁴ Due to the COVID-19 pandemic, the 2020–2021 suspension data is not published as the overall number of incidents was too small to be reported.

⁵ EML = Emergent Multilingual Learners, FARMS = Free and Reduced-price Meals System.

Redland Middle School - #562

2021–2022 Bullying Incidents ⁶		2021–2022 Drills Conducted							
Number Reported	Number Confirmed	Fire	Evacuation	Reverse Evacuation	Shelter in Place	Drop, Cover, and Hold	Severe Weather	Active Assailant	Lockdown
13	12	5	1	1	1	1	1	1	1

2021–2022 Safety Incidents Requiring Alert Status							
Fire	Evacuation	Reverse Evacuation	Shelter in Place	Drop, Cover, and Hold	Severe Weather	Active Assailant	Lockdown
0	0	0	0	0	0	0	0

School Safety Programs	
Be Well 365 Visitor Management System	

⁶ The number of reported bullying incidents may differ from the number of bullying incidents reported as a serious incident because an event is identified as a serious incident only if it results in or leads to the death or serious injury of any person on an MCPS site or conducting MCPS business; potential or actual disruption of the planned school day; or, any of the other criteria outlined in MCPS Regulation COB-RA *Reporting a Serious Incident* (see page 459). Additional information can be found in the glossary on page 445.

Ridgeview Middle School - #105

Cluster Name: Quince Orchard

16600 Raven Rock Drive Gaithersburg, MD 20878

Office Phone: (240) 740-3330

School Hours: 8:15 - 3:00

www.montgomeryschoolsmd.org/schools/ridgeviewms/

Fax Number: (301) 840-4679

2021–2022 Number of Out-of-School Suspension Incidents Related to School Safety ^{1 3 5}									
	Arson Fire Explosives	Attack	Dangerous Substances	Disrespect Insubordination Disruption	Fighting	Theft	Threat	Weapons	Other
Total Incidents	0	0	0	0	0	0	0	1	0
Female	0	0	0	0	0	0	0	0	0
Male	0	0	0	0	0	0	0	1	0
Non-binary	--	--	--	--	--	--	--	--	--
Asian	0	0	0	0	0	0	0	0	0
Black or African American	0	0	0	0	0	0	0	0	0
Hispanic/Latino	0	0	0	0	0	0	0	1	0
Two or More Races	0	0	0	0	0	0	0	0	0
White	0	0	0	0	0	0	0	0	0
EML	0	0	0	0	0	0	0	0	0
FARMS	0	0	0	0	0	0	0	1	0
Special Education	0	0	0	0	0	0	0	0	0

Out-of-School Suspension Rate ^{2 3 5}												
	Total Students Enrolled			Percent Students Enrolled			Number Students Suspended			Percent Students Suspended		
	2020	2021	2022	2020	2021	2022	2020	2021	2022	2020	2021	2022
All Students	785	796	778				39	See footnote 4.	1	5.0	See footnote 4	.1
Female	380	396	398	48.4	49.7	51.2	6		1	1.6		.3
Male	405	400	378	51.6	50.3	48.6	33		0	8.2		.0
Non-binary	--	--	--	--	--	--	--		--	--		--
Asian	92	88	90	11.7	11.1	11.6	2		0	2.2		.0
Black or African American	121	115	112	15.4	14.4	14.4	20		0	16.1		.0
Hispanic/Latino	237	267	251	30.2	33.5	32.3	9		1	3.8		.4
Two or More Races	--	--	--	≤5.0	≤5.0	≤5.0	4		0	12.9		.0
White	300	287	284	38.2	36.1	36.5	4		0	1.4		.0
EML	80	133	94	10.2	16.7	12.1	6		0	8.1		.0
FARMS	240	240	287	30.6	30.2	36.9	26		0	9.9		.0
Special Education	86	84	73	11.0	10.6	9.4	16		0	19.8		.0

2021–2022 Reported Serious Incidents								
Description	Police Called		Description	Police Called		Description	Police Called	
	No	Yes		No	Yes		No	Yes
Academic Dishonesty	0	0	Drugs	0	2	Robbery, Strong-Armed	0	0
Accident	0	0	Extortion	0	0	Serious Injury	0	0
Alcohol	0	0	Fighting	0	1	Sex Related	1	4
Arrest	0	0	Fire, Not Arson	0	0	Suicide Related	0	0
Arson	0	0	Gang-Related Incident/Crime	0	0	Theft	0	1
Bomb	0	0	Hate Incident	0	0	Threat, Physical or Verbal	1	4
Bomb Threat	0	0	Malfunction, Essential Equip.	0	0	Vandalism	0	0
Bullying	0	0	Medical Assistance	2	0	Weapon	0	2
Bus	0	0	Missing Child	0	0	Weapon, Toy, Facsimile	0	0
Computer Abuse	0	0	Physical Assault/Attack	1	0	Other	0	0
Disruptive Behavior	0	1	Protective Services	0	0			

¹ Duplicated Count of Students

² Unduplicated Count of Students

³ Data suppressed (--) to comply with federal guidance (see Guidelines for Reporting Data on Page iii).

⁴ Due to the COVID-19 pandemic, the 2020–2021 suspension data is not published as the overall number of incidents was too small to be reported.

⁵ EML = Emergent Multilingual Learners, FARMS = Free and Reduced-price Meals System.

Ridgeview Middle School - #105

2021–2022 Bullying Incidents ⁶		2021–2022 Drills Conducted							
Number Reported	Number Confirmed	Fire	Evacuation	Reverse Evacuation	Shelter in Place	Drop, Cover, and Hold	Severe Weather	Active Assailant	Lockdown
0	0	5	1	1	1	1	1	1	1

2021–2022 Safety Incidents Requiring Alert Status							
Fire	Evacuation	Reverse Evacuation	Shelter in Place	Drop, Cover, and Hold	Severe Weather	Active Assailant	Lockdown
0	0	0	0	0	0	0	0

School Safety Programs	
Be Well 365 Visitor Management System	

⁶ The number of reported bullying incidents may differ from the number of bullying incidents reported as a serious incident because an event is identified as a serious incident only if it results in or leads to the death or serious injury of any person on an MCPS site or conducting MCPS business; potential or actual disruption of the planned school day; or, any of the other criteria outlined in MCPS Regulation COB-RA *Reporting a Serious Incident* (see page 459). Additional information can be found in the glossary on page 445.

Rocky Hill Middle School - #707

Cluster Name: Clarksburg, Seneca Valley

22401 Brick Haven Way Clarksburg, MD 20871

Office Phone: (240) 740-6670

School Hours: 8:15 - 3:00

www.montgomeryschoolsmd.org/schools/rockyhillms/

Fax Number: (301) 601-3197

2021–2022 Number of Out-of-School Suspension Incidents Related to School Safety ^{1 3 5}									
	Arson Fire Explosives	Attack	Dangerous Substances	Disrespect Insubordination Disruption	Fighting	Theft	Threat	Weapons	Other
Total Incidents	2	38	3	20	51	1	16	3	0
Female	0	20	0	6	26	0	6	1	0
Male	2	18	3	14	25	1	10	2	0
Non-binary	--	--	--	--	--	--	--	--	--
Asian	0	0	0	0	3	0	0	0	0
Black or African American	0	15	3	17	32	0	10	1	0
Hispanic/Latino	2	11	0	2	10	1	2	1	0
Two or More Races	0	6	0	0	3	0	3	0	0
White	0	5	0	0	1	0	0	1	0
EML	2	3	0	3	8	0	5	0	0
FARMS	2	27	3	19	37	1	12	2	0
Special Education	1	13	1	9	10	0	6	1	0

Out-of-School Suspension Rate ^{2 3 5}												
	Total Students Enrolled			Percent Students Enrolled			Number Students Suspended			Percent Students Suspended		
	2020	2021	2022	2020	2021	2022	2020	2021	2022	2020	2021	2022
All Students	900	980	1014				12	See footnote 4.	79	1.4	See footnote 4	7.8
Female	454	485	497	50.4	49.5	49.0	2		41	.4		8.3
Male	446	495	516	49.6	50.5	50.9	10		38	2.3		7.4
Non-binary	--	--	--	--	--	--	--		--	--		--
Asian	268	218	211	29.8	22.2	20.8	2		3	.8		1.4
Black or African American	225	275	283	25.0	28.1	27.9	5		39	2.3		13.8
Hispanic/Latino	161	282	338	17.9	28.8	33.3	4		25	2.6		7.4
Two or More Races	57	--	55	6.3	≤5.0	5.4	0		8	.0		14.5
White	185	152	122	20.6	15.5	12.0	1		4	.5		3.3
EML	--	160	125	≤5.0	16.3	12.3	2		19	5.0		15.2
FARMS	209	301	463	23.2	30.7	45.7	5		45	2.6		9.7
Special Education	95	117	112	10.6	11.9	11.0	4		16	4.4		14.3

2021–2022 Reported Serious Incidents								
Description	Police Called		Description	Police Called		Description	Police Called	
	No	Yes		No	Yes		No	Yes
Academic Dishonesty	0	0	Drugs	0	2	Robbery, Strong-Armed	0	0
Accident	0	1	Extortion	0	0	Serious Injury	0	0
Alcohol	0	0	Fighting	0	0	Sex Related	0	0
Arrest	0	0	Fire, Not Arson	0	0	Suicide Related	0	1
Arson	0	0	Gang-Related Incident/Crime	0	0	Theft	0	0
Bomb	0	0	Hate Incident	0	0	Threat, Physical or Verbal	0	5
Bomb Threat	0	0	Malfunction, Essential Equip.	1	0	Vandalism	0	0
Bullying	0	0	Medical Assistance	11	0	Weapon	0	4
Bus	0	0	Missing Child	0	0	Weapon, Toy, Facsimile	0	0
Computer Abuse	0	1	Physical Assault/Attack	1	4	Other	0	1
Disruptive Behavior	1	0	Protective Services	0	0			

¹ Duplicated Count of Students

² Unduplicated Count of Students

³ Data suppressed (--) to comply with federal guidance (see Guidelines for Reporting Data on Page iii).

⁴ Due to the COVID-19 pandemic, the 2020–2021 suspension data is not published as the overall number of incidents was too small to be reported.

⁵ EML = Emergent Multilingual Learners, FARMS = Free and Reduced-price Meals System.

Rocky Hill Middle School - #707

2021–2022 Bullying Incidents ⁶		2021–2022 Drills Conducted							
Number Reported	Number Confirmed	Fire	Evacuation	Reverse Evacuation	Shelter in Place	Drop, Cover, and Hold	Severe Weather	Active Assailant	Lockdown
17	15	5	1	1	1	1	1	1	1

2021–2022 Safety Incidents Requiring Alert Status							
Fire	Evacuation	Reverse Evacuation	Shelter in Place	Drop, Cover, and Hold	Severe Weather	Active Assailant	Lockdown
2	0	0	1	0	0	0	0

School Safety Programs	
Be Well 365 Restorative Justice Visitor Management System	

⁶ The number of reported bullying incidents may differ from the number of bullying incidents reported as a serious incident because an event is identified as a serious incident only if it results in or leads to the death or serious injury of any person on an MCPS site or conducting MCPS business; potential or actual disruption of the planned school day; or, any of the other criteria outlined in MCPS Regulation COB-RA *Reporting a Serious Incident* (see page 459). Additional information can be found in the glossary on page 445.

Shady Grove Middle School - #521

Cluster Name: Col. Zadok Magruder

8100 Midcounty Highway Gaithersburg, MD 20877

Office Phone: (240) 740-1440

School Hours: 8:15 - 3:00

www.montgomeryschoolsmd.org/schools/shadygrovemv/

Fax Number: (301) 548-7535

2021–2022 Number of Out-of-School Suspension Incidents Related to School Safety ^{1 3 5}									
	Arson Fire Explosives	Attack	Dangerous Substances	Disrespect Insubordination Disruption	Fighting	Theft	Threat	Weapons	Other
Total Incidents	0	13	0	10	16	0	0	0	0
Female	0	6	0	6	11	0	0	0	0
Male	0	7	0	4	5	0	0	0	0
Non-binary	--	--	--	--	--	--	--	--	--
Asian	0	0	0	0	0	0	0	0	0
Black or African American	0	5	0	0	4	0	0	0	0
Hispanic/Latino	0	1	0	2	8	0	0	0	0
Two or More Races	0	1	0	1	2	0	0	0	0
White	0	2	0	0	1	0	0	0	0
EML	0	2	0	1	4	0	0	0	0
FARMS	0	5	0	1	13	0	0	0	0
Special Education	0	1	0	1	1	0	0	0	0

Out-of-School Suspension Rate ^{2 3 5}												
	Total Students Enrolled			Percent Students Enrolled			Number Students Suspended			Percent Students Suspended		
	2020	2021	2022	2020	2021	2022	2020	2021	2022	2020	2021	2022
All Students	579	568	524				21	See footnote 4.	28	3.7	See footnote 4	5.3
Female	292	278	265	50.4	48.9	50.6	6		12	2.1		4.5
Male	287	290	257	49.6	51.1	49.0	15		16	5.2		6.2
Non-binary	--	--	--	--	--	--	--		--	--		--
Asian	67	65	60	11.6	11.4	11.5	0		0	.0		.0
Black or African American	123	126	112	21.2	22.2	21.4	8		12	6.7		10.7
Hispanic/Latino	244	237	220	42.1	41.7	42.0	10		11	4.2		5.0
Two or More Races	--	--	27	≤5.0	≤5.0	5.2	1		2	4.3		7.4
White	121	115	104	20.9	20.2	19.8	2		3	1.6		2.9
EML	94	133	88	16.2	23.4	16.8	6		10	6.5		11.4
FARMS	283	212	269	48.9	37.3	51.3	16		16	5.7		5.9
Special Education	104	85	70	18.0	15.0	13.4	13		7	13.4		10.0

2021–2022 Reported Serious Incidents								
Description	Police Called		Description	Police Called		Description	Police Called	
	No	Yes		No	Yes		No	Yes
Academic Dishonesty	0	0	Drugs	0	0	Robbery, Strong-Armed	0	0
Accident	0	0	Extortion	0	0	Serious Injury	0	0
Alcohol	0	0	Fighting	0	2	Sex Related	0	5
Arrest	0	0	Fire, Not Arson	0	0	Suicide Related	0	0
Arson	0	0	Gang-Related Incident/Crime	0	0	Theft	0	0
Bomb	0	0	Hate Incident	0	0	Threat, Physical or Verbal	0	1
Bomb Threat	1	0	Malfunction, Essential Equip.	1	0	Vandalism	0	0
Bullying	0	0	Medical Assistance	2	0	Weapon	0	0
Bus	0	0	Missing Child	0	0	Weapon, Toy, Facsimile	0	0
Computer Abuse	0	0	Physical Assault/Attack	0	1	Other	0	0
Disruptive Behavior	0	2	Protective Services	0	0			

¹ Duplicated Count of Students

² Unduplicated Count of Students

³ Data suppressed (--) to comply with federal guidance (see Guidelines for Reporting Data on Page iii).

⁴ Due to the COVID-19 pandemic, the 2020–2021 suspension data is not published as the overall number of incidents was too small to be reported.

⁵ EML = Emergent Multilingual Learners, FARMS = Free and Reduced-price Meals System.

Shady Grove Middle School - #521

2021–2022 Bullying Incidents ⁶		2021–2022 Drills Conducted							
Number Reported	Number Confirmed	Fire	Evacuation	Reverse Evacuation	Shelter in Place	Drop, Cover, and Hold	Severe Weather	Active Assailant	Lockdown
23	19	5	1	1	1	0	1	0	1

2021–2022 Safety Incidents Requiring Alert Status							
Fire	Evacuation	Reverse Evacuation	Shelter in Place	Drop, Cover, and Hold	Severe Weather	Active Assailant	Lockdown
1	0	0	1	0	0	0	0

School Safety Programs
Be Well 365 Restorative Justice Visitor Management System

⁶ The number of reported bullying incidents may differ from the number of bullying incidents reported as a serious incident because an event is identified as a serious incident only if it results in or leads to the death or serious injury of any person on an MCPS site or conducting MCPS business; potential or actual disruption of the planned school day; or, any of the other criteria outlined in MCPS Regulation COB-RA *Reporting a Serious Incident* (see page 459). Additional information can be found in the glossary on page 445.

Odessa Shannon Middle School - #818

Cluster Name: Downcounty Consortium

11800 Monticello Avenue Silver Spring, MD 20902

Office Phone: (240) 740-4150

School Hours: 8:15 - 3:00

<https://www2.montgomeryschoolsmd.org/schools/shannonms/>

Fax Number: (301) 649-8110

2021–2022 Number of Out-of-School Suspension Incidents Related to School Safety ^{1 3 5}									
	Arson Fire Explosives	Attack	Dangerous Substances	Disrespect Insubordination Disruption	Fighting	Theft	Threat	Weapons	Other
Total Incidents	1	0	1	1	6	0	1	0	0
Female	0	0	0	0	4	0	1	0	0
Male	1	0	1	1	2	0	0	0	0
Non-binary	--	--	--	--	--	--	--	--	--
Asian	0	0	0	0	0	0	0	0	0
Black or African American	1	0	0	0	1	0	0	0	0
Hispanic/Latino	0	0	1	1	3	0	1	0	0
Two or More Races	0	0	0	0	2	0	0	0	0
White	0	0	0	0	0	0	0	0	0
EML	0	0	0	1	2	0	0	0	0
FARMS	0	0	1	1	4	0	1	0	0
Special Education	0	0	0	0	0	0	0	0	0

Out-of-School Suspension Rate ^{2 3 5}												
	Total Students Enrolled			Percent Students Enrolled			Number Students Suspended			Percent Students Suspended		
	2020	2021	2022	2020	2021	2022	2020	2021	2022	2020	2021	2022
All Students	765	794	780				49	See footnote 4.	8	6.4	See footnote 4	1.0
Female	362	375	371	47.3	47.2	47.6	9		4	2.5		1.1
Male	403	418	408	52.7	52.6	52.3	40		4	9.7		1.0
Non-binary	--	--	--	--	--	--	--		--	--		--
Asian	58	43	42	7.6	5.4	5.4	0		0	.0		.0
Black or African American	181	200	175	23.7	25.2	22.4	21		2	11.8		1.1
Hispanic/Latino	474	497	509	62.0	62.6	65.3	24		5	5.0		1.0
Two or More Races	--	--	--	≤5.0	≤5.0	≤5.0	2		1	14.3		7.7
White	--	--	40	≤5.0	≤5.0	5.1	2		0	5.7		.0
EML	182	291	208	23.8	36.6	26.7	12		2	7.1		1.0
FARMS	520	405	571	68.0	51.0	73.2	31		5	5.7		.9
Special Education	110	98	79	14.4	12.3	10.1	13		1	11.6		1.3

2021–2022 Reported Serious Incidents								
Description	Police Called		Description	Police Called		Description	Police Called	
	No	Yes		No	Yes		No	Yes
Academic Dishonesty	0	0	Drugs	0	5	Robbery, Strong-Armed	0	0
Accident	0	0	Extortion	0	0	Serious Injury	0	0
Alcohol	0	0	Fighting	0	0	Sex Related	0	6
Arrest	0	0	Fire, Not Arson	0	0	Suicide Related	0	1
Arson	0	0	Gang-Related Incident/Crime	0	0	Theft	0	0
Bomb	0	0	Hate Incident	2	0	Threat, Physical or Verbal	0	1
Bomb Threat	0	0	Malfunction, Essential Equip.	0	0	Vandalism	0	0
Bullying	0	0	Medical Assistance	3	0	Weapon	0	2
Bus	0	0	Missing Child	0	5	Weapon, Toy, Facsimile	0	0
Computer Abuse	0	2	Physical Assault/Attack	0	1	Other	0	0
Disruptive Behavior	0	3	Protective Services	0	0			

¹ Duplicated Count of Students

² Unduplicated Count of Students

³ Data suppressed (--) to comply with federal guidance (see Guidelines for Reporting Data on Page iii).

⁴ Due to the COVID-19 pandemic, the 2020–2021 suspension data is not published as the overall number of incidents was too small to be reported.

⁵ EML = Emergent Multilingual Learners, FARMS = Free and Reduced-price Meals System.

Odessa Shannon Middle School - #818

2021–2022 Bullying Incidents ⁶		2021–2022 Drills Conducted							
Number Reported	Number Confirmed	Fire	Evacuation	Reverse Evacuation	Shelter in Place	Drop, Cover, and Hold	Severe Weather	Active Assailant	Lockdown
2	2	5	1	1	1	1	1	1	1

2021–2022 Safety Incidents Requiring Alert Status							
Fire	Evacuation	Reverse Evacuation	Shelter in Place	Drop, Cover, and Hold	Severe Weather	Active Assailant	Lockdown
0	0	0	0	0	0	0	0

School Safety Programs
Be Well 365 Restorative Justice Visitor Management System

⁶ The number of reported bullying incidents may differ from the number of bullying incidents reported as a serious incident because an event is identified as a serious incident only if it results in or leads to the death or serious injury of any person on an MCPS site or conducting MCPS business; potential or actual disruption of the planned school day; or, any of the other criteria outlined in MCPS Regulation COB-RA *Reporting a Serious Incident* (see page 459). Additional information can be found in the glossary on page 445.

Silver Creek Middle School - #835

Cluster Name: Bethesda-Chevy Chase

3701 Saul Road, Kensington 20895

Office Phone: (240) 740-2200

School Hours: 7:45 - 4:15

www.montgomeryschoolsmd.org/schools/silvercreekms/

Fax Number: (240) 740-2260

2021–2022 Number of Out-of-School Suspension Incidents Related to School Safety ^{1 3 5}									
	Arson Fire Explosives	Attack	Dangerous Substances	Disrespect Insubordination Disruption	Fighting	Theft	Threat	Weapons	Other
Total Incidents	0	0	0	0	0	0	0	0	0
Female	0	0	0	0	0	0	0	0	0
Male	0	0	0	0	0	0	0	0	0
Non-binary	--	--	--	--	--	--	--	--	--
Asian	0	0	0	0	0	0	0	0	0
Black or African American	0	0	0	0	0	0	0	0	0
Hispanic/Latino	0	0	0	0	0	0	0	0	0
Two or More Races	0	0	0	0	0	0	0	0	0
White	0	0	0	0	0	0	0	0	0
EML	0	0	0	0	0	0	0	0	0
FARMS	0	0	0	0	0	0	0	0	0
Special Education	0	0	0	0	0	0	0	0	0

Out-of-School Suspension Rate ^{2 3 5}												
	Total Students Enrolled			Percent Students Enrolled			Number Students Suspended			Percent Students Suspended		
	2020	2021	2022	2020	2021	2022	2020	2021	2022	2020	2021	2022
All Students	890	840	807				18	See footnote 4.	0	2.0	See footnote 4	.0
Female	462	409	383	51.9	48.7	47.5	5		0	1.1		.0
Male	428	431	419	48.1	51.3	51.9	13		0	3.0		.0
Non-binary	--	--	--	--	--	--	--		--	--		--
Asian	56	53	50	6.3	6.3	6.2	0		0	.0		.0
Black or African American	192	198	186	21.6	23.6	23.0	11		0	5.8		.0
Hispanic/Latino	172	151	140	19.3	18.0	17.3	5		0	2.9		.0
Two or More Races	45	45	43	5.1	5.4	5.3	0		0	.0		.0
White	425	393	387	47.8	46.8	48.0	2		0	.5		.0
EML	80	123	89	9.0	14.6	11.0	5		0	6.5		.0
FARMS	235	168	219	26.4	20.0	27.1	14		0	5.9		.0
Special Education	72	71	71	8.1	8.5	8.8	7		0	9.1		.0

2021–2022 Reported Serious Incidents								
Description	Police Called		Description	Police Called		Description	Police Called	
	No	Yes		No	Yes		No	Yes
Academic Dishonesty	0	0	Drugs	0	0	Robbery, Strong-Armed	0	0
Accident	0	1	Extortion	0	0	Serious Injury	1	0
Alcohol	0	0	Fighting	0	1	Sex Related	0	4
Arrest	0	0	Fire, Not Arson	0	0	Suicide Related	5	3
Arson	0	0	Gang-Related Incident/Crime	0	0	Theft	0	1
Bomb	0	0	Hate Incident	2	0	Threat, Physical or Verbal	0	3
Bomb Threat	0	0	Malfunction, Essential Equip.	0	0	Vandalism	0	0
Bullying	0	2	Medical Assistance	5	0	Weapon	0	1
Bus	0	0	Missing Child	0	2	Weapon, Toy, Facsimile	0	0
Computer Abuse	0	1	Physical Assault/Attack	0	0	Other	0	0
Disruptive Behavior	2	1	Protective Services	0	0			

¹ Duplicated Count of Students

² Unduplicated Count of Students

³ Data suppressed (--) to comply with federal guidance (see Guidelines for Reporting Data on Page iii).

⁴ Due to the COVID-19 pandemic, the 2020–2021 suspension data is not published as the overall number of incidents was too small to be reported.

⁵ EML = Emergent Multilingual Learners, FARMS = Free and Reduced-price Meals System.

Silver Creek Middle School - #835

2021–2022 Bullying Incidents ⁶		2021–2022 Drills Conducted							
Number Reported	Number Confirmed	Fire	Evacuation	Reverse Evacuation	Shelter in Place	Drop, Cover, and Hold	Severe Weather	Active Assailant	Lockdown
7	6								

2021–2022 Safety Incidents Requiring Alert Status							
Fire	Evacuation	Reverse Evacuation	Shelter in Place	Drop, Cover, and Hold	Severe Weather	Active Assailant	Lockdown
1	0	0	0	0	0	0	0

School Safety Programs
Be Well 365 Restorative Justice Visitor Management System

⁶ The number of reported bullying incidents may differ from the number of bullying incidents reported as a serious incident because an event is identified as a serious incident only if it results in or leads to the death or serious injury of any person on an MCPS site or conducting MCPS business; potential or actual disruption of the planned school day; or, any of the other criteria outlined in MCPS Regulation COB-RA *Reporting a Serious Incident* (see page 459). Additional information can be found in the glossary on page 445.

Silver Spring International Middle School - #647

Cluster Name: Downcounty Consortium

313 Wayne Avenue Silver Spring, MD 20910

Office Phone: (240) 740-2750

School Hours: 8:15 - 3:00

www.montgomeryschoolsmd.org/schools/ssims/

Fax Number: (301) 562-5244

2021–2022 Number of Out-of-School Suspension Incidents Related to School Safety ^{1 3 5}									
	Arson Fire Explosives	Attack	Dangerous Substances	Disrespect Insubordination Disruption	Fighting	Theft	Threat	Weapons	Other
Total Incidents	0	3	17	6	25	0	4	5	0
Female	0	0	8	3	13	0	0	4	0
Male	0	3	9	3	12	0	4	1	0
Non-binary	--	--	--	--	--	--	--	--	--
Asian	0	0	0	0	0	0	0	0	0
Black or African American	0	1	3	2	6	0	1	0	0
Hispanic/Latino	0	2	12	4	15	0	0	5	0
Two or More Races	0	0	1	0	1	0	0	0	0
White	0	0	1	0	1	0	1	0	0
EML	0	2	3	3	6	0	0	1	0
FARMS	0	1	12	5	15	0	1	3	0
Special Education	0	1	2	2	3	0	0	0	0

Out-of-School Suspension Rate ^{2 3 5}												
	Total Students Enrolled			Percent Students Enrolled			Number Students Suspended			Percent Students Suspended		
	2020	2021	2022	2020	2021	2022	2020	2021	2022	2020	2021	2022
All Students	1145	1150	1160				23	See footnote 4.	59	2.0	See footnote 4	5.1
Female	560	580	574	48.9	50.4	49.5	13		33	2.3		5.7
Male	585	570	578	51.1	49.6	49.8	10		26	1.7		4.5
Non-binary	--	--	--	--	--	--	--		--	--		--
Asian	62	--	--	5.4	≤5.0	≤5.0	1		0	1.6		.0
Black or African American	244	260	249	21.3	22.6	21.5	5		15	2.0		6.0
Hispanic/Latino	490	495	494	42.8	43.0	42.6	15		39	3.0		7.9
Two or More Races	--	--	59	≤5.0	≤5.0	5.1	0		2	.0		3.4
White	292	295	309	25.5	25.7	26.6	2		3	.7		1.0
EML	185	270	190	16.2	23.5	16.4	5		19	2.7		10.0
FARMS	490	417	502	42.8	36.3	43.3	15		18	3.0		3.6
Special Education	154	143	144	13.4	12.4	12.4	6		10	3.9		6.9

2021–2022 Reported Serious Incidents								
Description	Police Called		Description	Police Called		Description	Police Called	
	No	Yes		No	Yes		No	Yes
Academic Dishonesty	0	0	Drugs	0	1	Robbery, Strong-Armed	0	0
Accident	1	0	Extortion	0	0	Serious Injury	0	0
Alcohol	0	0	Fighting	1	0	Sex Related	0	2
Arrest	0	0	Fire, Not Arson	0	0	Suicide Related	0	0
Arson	0	0	Gang-Related Incident/Crime	0	0	Theft	0	0
Bomb	0	0	Hate Incident	0	1	Threat, Physical or Verbal	0	6
Bomb Threat	2	0	Malfunction, Essential Equip.	2	0	Vandalism	0	1
Bullying	1	1	Medical Assistance	8	0	Weapon	0	5
Bus	0	0	Missing Child	0	0	Weapon, Toy, Facsimile	0	0
Computer Abuse	0	3	Physical Assault/Attack	0	0	Other	1	3
Disruptive Behavior	1	2	Protective Services	0	0			

¹ Duplicated Count of Students

² Unduplicated Count of Students

³ Data suppressed (--) to comply with federal guidance (see Guidelines for Reporting Data on Page iii).

⁴ Due to the COVID-19 pandemic, the 2020–2021 suspension data is not published as the overall number of incidents was too small to be reported.

⁵ EML = Emergent Multilingual Learners, FARMS = Free and Reduced-price Meals System.

Silver Spring International Middle School - #647

2021–2022 Bullying Incidents ⁶		2021–2022 Drills Conducted							
Number Reported	Number Confirmed	Fire	Evacuation	Reverse Evacuation	Shelter in Place	Drop, Cover, and Hold	Severe Weather	Active Assailant	Lockdown
7	7	7	1	1	1	1	1	1	1

2021–2022 Safety Incidents Requiring Alert Status							
Fire	Evacuation	Reverse Evacuation	Shelter in Place	Drop, Cover, and Hold	Severe Weather	Active Assailant	Lockdown
5	0	0	0	0	0	0	0

School Safety Programs
Be Well 365 Linkages to Learning Restorative Justice Truancy Prevention Program Visitor Management System

⁶ The number of reported bullying incidents may differ from the number of bullying incidents reported as a serious incident because an event is identified as a serious incident only if it results in or leads to the death or serious injury of any person on an MCPS site or conducting MCPS business; potential or actual disruption of the planned school day; or, any of the other criteria outlined in MCPS Regulation COB-RA *Reporting a Serious Incident* (see page 459). Additional information can be found in the glossary on page 445.

Sligo Middle School - #778

Cluster Name: Downcounty Consortium

1401 Dennis Avenue Silver Spring, MD 20902

Office Phone: (301) 287-8890

School Hours: 8:15 - 3:00

www.montgomeryschoolsmd.org/schools/sligoms/

Fax Number: (301) 649-8145

2021–2022 Number of Out-of-School Suspension Incidents Related to School Safety ^{1 3 5}									
	Arson Fire Explosives	Attack	Dangerous Substances	Disrespect Insubordination Disruption	Fighting	Theft	Threat	Weapons	Other
Total Incidents	0	0	0	0	5	0	0	1	0
Female	0	0	0	0	1	0	0	0	0
Male	0	0	0	0	4	0	0	1	0
Non-binary	--	--	--	--	--	--	--	--	--
Asian	0	0	0	0	1	0	0	0	0
Black or African American	0	0	0	0	1	0	0	0	0
Hispanic/Latino	0	0	0	0	3	0	0	1	0
Two or More Races	0	0	0	0	0	0	0	0	0
White	0	0	0	0	0	0	0	0	0
EML	0	0	0	0	2	0	0	0	0
FARMS	0	0	0	0	5	0	0	1	0
Special Education	0	0	0	0	2	0	0	0	0

Out-of-School Suspension Rate ^{2 3 5}												
	Total Students Enrolled			Percent Students Enrolled			Number Students Suspended			Percent Students Suspended		
	2020	2021	2022	2020	2021	2022	2020	2021	2022	2020	2021	2022
All Students	725	736	730				15	See footnote 4.	5	2.1	See footnote 4	.7
Female	336	358	367	46.3	48.6	50.3	3		4	.9		1.1
Male	389	378	361	53.7	51.4	49.5	12		1	3.1		.3
Non-binary	--	--	--	--	--	--	--		--	--		--
Asian	57	50	49	7.9	6.8	6.7	1		1	1.9		2.0
Black or African American	135	157	157	18.6	21.3	21.5	6		1	4.5		.6
Hispanic/Latino	311	302	294	42.9	41.0	40.3	6		3	1.9		1.0
Two or More Races	--	--	--	≤5.0	≤5.0	≤5.0	0		0	.0		.0
White	194	198	197	26.8	26.9	27.0	2		0	1.0		.0
EML	117	183	138	16.1	24.9	18.9	1		2	.9		1.4
FARMS	329	271	348	45.4	36.8	47.7	8		4	2.4		1.1
Special Education	96	98	102	13.2	13.3	14.0	3		2	3.1		2.0

2021–2022 Reported Serious Incidents								
Description	Police Called		Description	Police Called		Description	Police Called	
	No	Yes		No	Yes		No	Yes
Academic Dishonesty	0	0	Drugs	0	0	Robbery, Strong-Armed	0	0
Accident	2	0	Extortion	0	0	Serious Injury	0	0
Alcohol	0	0	Fighting	0	1	Sex Related	0	2
Arrest	0	0	Fire, Not Arson	0	0	Suicide Related	1	0
Arson	0	0	Gang-Related Incident/Crime	0	0	Theft	0	0
Bomb	0	0	Hate Incident	0	0	Threat, Physical or Verbal	0	1
Bomb Threat	0	0	Malfunction, Essential Equip.	0	0	Vandalism	0	2
Bullying	0	0	Medical Assistance	2	0	Weapon	0	2
Bus	0	0	Missing Child	0	0	Weapon, Toy, Facsimile	0	0
Computer Abuse	0	0	Physical Assault/Attack	0	0	Other	0	1
Disruptive Behavior	0	1	Protective Services	0	0			

¹ Duplicated Count of Students

² Unduplicated Count of Students

³ Data suppressed (--) to comply with federal guidance (see Guidelines for Reporting Data on Page iii).

⁴ Due to the COVID-19 pandemic, the 2020–2021 suspension data is not published as the overall number of incidents was too small to be reported.

⁵ EML = Emergent Multilingual Learners, FARMS = Free and Reduced-price Meals System.

Sligo Middle School - #778

2021–2022 Bullying Incidents ⁶		2021–2022 Drills Conducted							
Number Reported	Number Confirmed	Fire	Evacuation	Reverse Evacuation	Shelter in Place	Drop, Cover, and Hold	Severe Weather	Active Assailant	Lockdown
8	2	2	1	1	1	0	0	0	1

2021–2022 Safety Incidents Requiring Alert Status							
Fire	Evacuation	Reverse Evacuation	Shelter in Place	Drop, Cover, and Hold	Severe Weather	Active Assailant	Lockdown
0	0	0	0	0	0	0	0

School Safety Programs	
Be Well 365 Restorative Justice Truancy Prevention Program Visitor Management System	

⁶ The number of reported bullying incidents may differ from the number of bullying incidents reported as a serious incident because an event is identified as a serious incident only if it results in or leads to the death or serious injury of any person on an MCPS site or conducting MCPS business; potential or actual disruption of the planned school day; or, any of the other criteria outlined in MCPS Regulation COB-RA *Reporting a Serious Incident* (see page 459). Additional information can be found in the glossary on page 445.

Takoma Park Middle School - #755

Cluster Name: Downcounty Consortium

7611 Piney Branch Road Silver Spring, MD 20910

Office Phone: (240) 740-5220

School Hours: 8:15 - 3:00

www.montgomeryschoolsmd.org/schools/takomaparkms/

Fax Number: (301) 650-6430

2021–2022 Number of Out-of-School Suspension Incidents Related to School Safety ^{1 3 5}									
	Arson Fire Explosives	Attack	Dangerous Substances	Disrespect Insubordination Disruption	Fighting	Theft	Threat	Weapons	Other
Total Incidents	1	7	0	4	2	0	3	0	0
Female	0	1	0	0	1	0	1	0	0
Male	1	6	0	4	1	0	2	0	0
Non-binary	--	--	--	--	--	--	--	--	--
Asian	0	1	0	0	0	0	1	0	0
Black or African American	0	6	0	4	2	0	1	0	0
Hispanic/Latino	1	0	0	0	0	0	0	0	0
Two or More Races	0	0	0	0	0	0	0	0	0
White	0	0	0	0	0	0	1	0	0
EML	1	0	0	0	0	0	0	0	0
FARMS	1	6	0	4	2	0	2	0	0
Special Education	0	2	0	4	0	0	1	0	0

Out-of-School Suspension Rate ^{2 3 5}												
	Total Students Enrolled			Percent Students Enrolled			Number Students Suspended			Percent Students Suspended		
	2020	2021	2022	2020	2021	2022	2020	2021	2022	2020	2021	2022
All Students	1156	1156	1120				17	See footnote 4.	11	1.5	See footnote 4	1.0
Female	536	551	526	46.4	47.7	47.0	1		8	.2		1.5
Male	620	604	586	53.6	52.2	52.3	16		3	2.6		.5
Non-binary	--	--	--	--	--	--	--		--	--		--
Asian	170	160	137	14.7	13.8	12.2	0		1	.0		.7
Black or African American	391	396	378	33.8	34.3	33.8	10		8	2.5		2.1
Hispanic/Latino	197	189	184	17.0	16.3	16.4	2		1	1.0		.5
Two or More Races	61	66	69	5.3	5.7	6.2	1		0	1.7		.0
White	335	343	351	29.0	29.7	31.3	4		1	1.2		.3
EML	86	148	88	7.4	12.8	7.9	4		1	4.6		1.1
FARMS	334	264	352	28.9	22.8	31.4	12		8	3.4		2.3
Special Education	91	86	83	7.9	7.4	7.4	7		3	7.9		3.6

2021–2022 Reported Serious Incidents								
Description	Police Called		Description	Police Called		Description	Police Called	
	No	Yes		No	Yes		No	Yes
Academic Dishonesty	0	0	Drugs	0	1	Robbery, Strong-Armed	0	0
Accident	2	1	Extortion	0	0	Serious Injury	0	0
Alcohol	0	0	Fighting	0	2	Sex Related	4	4
Arrest	0	0	Fire, Not Arson	0	0	Suicide Related	0	1
Arson	0	0	Gang-Related Incident/Crime	0	0	Theft	0	0
Bomb	0	0	Hate Incident	1	0	Threat, Physical or Verbal	0	7
Bomb Threat	0	0	Malfunction, Essential Equip.	1	1	Vandalism	0	1
Bullying	2	0	Medical Assistance	2	0	Weapon	1	1
Bus	0	0	Missing Child	0	1	Weapon, Toy, Facsimile	0	0
Computer Abuse	0	1	Physical Assault/Attack	1	1	Other	0	0
Disruptive Behavior	2	4	Protective Services	0	0			

¹ Duplicated Count of Students

² Unduplicated Count of Students

³ Data suppressed (--) to comply with federal guidance (see Guidelines for Reporting Data on Page iii).

⁴ Due to the COVID-19 pandemic, the 2020–2021 suspension data is not published as the overall number of incidents was too small to be reported.

⁵ EML = Emergent Multilingual Learners, FARMS = Free and Reduced-price Meals System.

Takoma Park Middle School - #755

2021–2022 Bullying Incidents ⁶		2021–2022 Drills Conducted							
Number Reported	Number Confirmed	Fire	Evacuation	Reverse Evacuation	Shelter in Place	Drop, Cover, and Hold	Severe Weather	Active Assailant	Lockdown
0	0	5	1	1	1	1	1	1	1

2021–2022 Safety Incidents Requiring Alert Status							
Fire	Evacuation	Reverse Evacuation	Shelter in Place	Drop, Cover, and Hold	Severe Weather	Active Assailant	Lockdown
2	0	0	0	0	0	0	1

School Safety Programs
Be Well 365 Restorative Justice Visitor Management System

⁶ The number of reported bullying incidents may differ from the number of bullying incidents reported as a serious incident because an event is identified as a serious incident only if it results in or leads to the death or serious injury of any person on an MCPS site or conducting MCPS business; potential or actual disruption of the planned school day; or, any of the other criteria outlined in MCPS Regulation COB-RA *Reporting a Serious Incident* (see page 459). Additional information can be found in the glossary on page 445.

Tilden Middle School - #232

Cluster Name: Walter Johnson

6300 Tilden Lane Rockville, MD 20852

Office Phone: (240) 740-6700

School Hours: 8:15 - 3:00

www.montgomeryschoolsmd.org/schools/tildenms/

Fax Number: (301) 230-5991

2021–2022 Number of Out-of-School Suspension Incidents Related to School Safety ^{1 3 5}									
	Arson Fire Explosives	Attack	Dangerous Substances	Disrespect Insubordination Disruption	Fighting	Theft	Threat	Weapons	Other
Total Incidents	0	0	0	0	3	0	0	0	0
Female	0	0	0	0	0	0	0	0	0
Male	0	0	0	0	3	0	0	0	0
Non-binary	--	--	--	--	--	--	--	--	--
Asian	0	0	0	0	0	0	0	0	0
Black or African American	0	0	0	0	1	0	0	0	0
Hispanic/Latino	0	0	0	0	2	0	0	0	0
Two or More Races	0	0	0	0	0	0	0	0	0
White	0	0	0	0	0	0	0	0	0
EML	0	0	0	0	1	0	0	0	0
FARMS	0	0	0	0	3	0	0	0	0
Special Education	0	0	0	0	1	0	0	0	0

Out-of-School Suspension Rate ^{2 3 5}												
	Total Students Enrolled			Percent Students Enrolled			Number Students Suspended			Percent Students Suspended		
	2020	2021	2022	2020	2021	2022	2020	2021	2022	2020	2021	2022
All Students	982	1015	1045				7	See footnote 4.	3	.7	See footnote 4	.3
Female	474	488	513	48.3	48.1	49.1	4		3	.8		.6
Male	508	527	532	51.7	51.9	50.9	3		0	.6		.0
Non-binary	--	--	--	--	--	--	--		--	--		--
Asian	160	165	176	16.3	16.3	16.8	0		0	.0		.0
Black or African American	125	145	152	12.7	14.3	14.5	0		1	.0		.7
Hispanic/Latino	213	228	234	21.7	22.5	22.4	5		2	2.3		.9
Two or More Races	--	56	61	≤5.0	5.5	5.8	0		0	.0		.0
White	432	418	417	44.0	41.2	39.9	2		0	.5		.0
EML	104	190	150	10.6	18.7	14.4	0		2	.0		1.3
FARMS	161	147	216	16.4	14.5	20.7	2		2	1.2		.9
Special Education	131	132	139	13.3	13.0	13.3	1		1	.8		.7

2021–2022 Reported Serious Incidents								
Description	Police Called		Description	Police Called		Description	Police Called	
	No	Yes		No	Yes		No	Yes
Academic Dishonesty	0	0	Drugs	0	0	Robbery, Strong-Armed	0	0
Accident	1	0	Extortion	0	0	Serious Injury	0	0
Alcohol	0	0	Fighting	0	0	Sex Related	0	4
Arrest	0	0	Fire, Not Arson	0	0	Suicide Related	0	0
Arson	0	0	Gang-Related Incident/Crime	0	0	Theft	0	2
Bomb	0	0	Hate Incident	0	3	Threat, Physical or Verbal	0	7
Bomb Threat	0	0	Malfunction, Essential Equip.	0	0	Vandalism	0	1
Bullying	0	0	Medical Assistance	9	0	Weapon	0	0
Bus	0	0	Missing Child	0	1	Weapon, Toy, Facsimile	0	0
Computer Abuse	0	1	Physical Assault/Attack	0	1	Other	0	0
Disruptive Behavior	1	0	Protective Services	0	0			

¹ Duplicated Count of Students

² Unduplicated Count of Students

³ Data suppressed (--) to comply with federal guidance (see Guidelines for Reporting Data on Page iii).

⁴ Due to the COVID-19 pandemic, the 2020–2021 suspension data is not published as the overall number of incidents was too small to be reported.

⁵ EML = Emergent Multilingual Learners, FARMS = Free and Reduced-price Meals System.

Tilden Middle School - #232

2021–2022 Bullying Incidents ⁶		2021–2022 Drills Conducted							
Number Reported	Number Confirmed	Fire	Evacuation	Reverse Evacuation	Shelter in Place	Drop, Cover, and Hold	Severe Weather	Active Assailant	Lockdown
1	1	5	1	1	1	1	1	1	1

2021–2022 Safety Incidents Requiring Alert Status							
Fire	Evacuation	Reverse Evacuation	Shelter in Place	Drop, Cover, and Hold	Severe Weather	Active Assailant	Lockdown
1	0	0	0	0	0	0	0

School Safety Programs
Be Well 365 Restorative Justice Visitor Management System

⁶ The number of reported bullying incidents may differ from the number of bullying incidents reported as a serious incident because an event is identified as a serious incident only if it results in or leads to the death or serious injury of any person on an MCPS site or conducting MCPS business; potential or actual disruption of the planned school day; or, any of the other criteria outlined in MCPS Regulation COB-RA *Reporting a Serious Incident* (see page 459). Additional information can be found in the glossary on page 445.

Hallie Wells Middle School - #345

Cluster Name: Clarksburg, Damascus

11701 Little Seneca Parkway, Clarksburg 20871

Office Phone: (301) 284-4800

School Hours: 8:15 - 3:00

<http://www.montgomeryschoolsmd.org/schools/halliewellsms/>

Fax Number: (301) 540-6847

2021–2022 Number of Out-of-School Suspension Incidents Related to School Safety ^{1 3 5}									
	Arson Fire Explosives	Attack	Dangerous Substances	Disrespect Insubordination Disruption	Fighting	Theft	Threat	Weapons	Other
Total Incidents	1	22	2	9	16	0	10	1	0
Female	1	7	1	3	0	0	2	0	0
Male	0	15	1	6	16	0	8	1	0
Non-binary	--	--	--	--	--	--	--	--	--
Asian	0	0	0	0	0	0	0	0	0
Black or African American	1	13	1	5	7	0	4	0	0
Hispanic/Latino	0	1	0	1	2	0	1	1	0
Two or More Races	0	0	1	0	0	0	0	0	0
White	0	3	0	1	4	0	1	0	0
EML	0	3	0	0	2	0	1	0	0
FARMS	1	11	1	6	8	0	6	1	0
Special Education	1	14	1	5	11	0	5	0	0

Out-of-School Suspension Rate ^{2 3 5}												
	Total Students Enrolled			Percent Students Enrolled			Number Students Suspended			Percent Students Suspended		
	2020	2021	2022	2020	2021	2022	2020	2021	2022	2020	2021	2022
All Students	881	925	988				29	See footnote 4.	23	3.3	See footnote 4	2.3
Female	423	435	463	48.0	47.0	46.9	5		18	1.2		3.9
Male	458	490	522	52.0	53.0	52.8	24		5	5.3		1.0
Non-binary	--	--	--	--	--	--	--		--	--		--
Asian	305	342	411	34.6	37.0	41.6	1		0	.3		.0
Black or African American	182	202	205	20.7	21.8	20.7	22		16	12.4		7.8
Hispanic/Latino	121	129	125	13.7	13.9	12.7	3		3	2.6		2.4
Two or More Races	62	60	53	7.0	6.5	5.4	1		1	1.7		1.9
White	210	191	192	23.8	20.6	19.4	2		3	.9		1.6
EML	--	61	--	≤5.0	6.6	≤5.0	1		1	5.6		2.9
FARMS	158	150	168	17.9	16.2	17.0	22		10	14.5		6.0
Special Education	76	88	110	8.6	9.5	11.1	20		15	27.8		13.6

2021–2022 Reported Serious Incidents								
Description	Police Called		Description	Police Called		Description	Police Called	
	No	Yes		No	Yes		No	Yes
Academic Dishonesty	0	0	Drugs	0	2	Robbery, Strong-Armed	0	0
Accident	0	1	Extortion	0	0	Serious Injury	0	0
Alcohol	0	0	Fighting	1	0	Sex Related	0	1
Arrest	0	0	Fire, Not Arson	0	0	Suicide Related	0	0
Arson	0	0	Gang-Related Incident/Crime	0	0	Theft	0	0
Bomb	0	0	Hate Incident	0	0	Threat, Physical or Verbal	0	3
Bomb Threat	1	0	Malfunction, Essential Equip.	0	0	Vandalism	0	0
Bullying	0	0	Medical Assistance	5	0	Weapon	0	1
Bus	0	0	Missing Child	0	1	Weapon, Toy, Facsimile	0	0
Computer Abuse	0	1	Physical Assault/Attack	0	0	Other	1	0
Disruptive Behavior	0	1	Protective Services	0	0			

¹ Duplicated Count of Students

² Unduplicated Count of Students

³ Data suppressed (--) to comply with federal guidance (see Guidelines for Reporting Data on Page iii).

⁴ Due to the COVID-19 pandemic, the 2020–2021 suspension data is not published as the overall number of incidents was too small to be reported.

⁵ EML = Emergent Multilingual Learners, FARMS = Free and Reduced-price Meals System.

Hallie Wells Middle School - #345

2021–2022 Bullying Incidents ⁶		2021–2022 Drills Conducted							
Number Reported	Number Confirmed	Fire	Evacuation	Reverse Evacuation	Shelter in Place	Drop, Cover, and Hold	Severe Weather	Active Assailant	Lockdown
2	1	5	1	1	1	1	1	1	1

2021–2022 Safety Incidents Requiring Alert Status							
Fire	Evacuation	Reverse Evacuation	Shelter in Place	Drop, Cover, and Hold	Severe Weather	Active Assailant	Lockdown
1	0	0	0	0	0	0	0

School Safety Programs
Be Well 365 Restorative Justice Visitor Management System

⁶ The number of reported bullying incidents may differ from the number of bullying incidents reported as a serious incident because an event is identified as a serious incident only if it results in or leads to the death or serious injury of any person on an MCPS site or conducting MCPS business; potential or actual disruption of the planned school day; or, any of the other criteria outlined in MCPS Regulation COB-RA *Reporting a Serious Incident* (see page 459). Additional information can be found in the glossary on page 445.

Julius West Middle School - #211

Cluster Name: Richard Montgomery

651 Great Falls Road Rockville, MD 20850

Office Phone: (301) 337-3400

School Hours: 8:15 - 3:00

www.montgomeryschoolsmd.org/schools/westms/

Fax Number: (301) 517-8216

2021–2022 Number of Out-of-School Suspension Incidents Related to School Safety ^{1 3 5}									
	Arson Fire Explosives	Attack	Dangerous Substances	Disrespect Insubordination Disruption	Fighting	Theft	Threat	Weapons	Other
Total Incidents	3	12	7	40	49	6	10	3	0
Female	2	6	3	3	16	0	2	0	0
Male	1	6	4	37	33	6	8	3	0
Non-binary	--	--	--	--	--	--	--	--	--
Asian	0	1	0	2	2	0	0	1	0
Black or African American	0	1	2	17	12	2	5	1	0
Hispanic/Latino	1	5	5	12	23	3	3	0	0
Two or More Races	0	0	0	1	4	0	1	0	0
White	2	0	0	4	2	0	1	0	0
EML	1	4	3	8	16	3	1	0	0
FARMS	1	4	7	26	35	5	9	2	0
Special Education	0	4	3	19	14	3	4	0	0

Out-of-School Suspension Rate ^{2 3 5}												
	Total Students Enrolled			Percent Students Enrolled			Number Students Suspended			Percent Students Suspended		
	2020	2021	2022	2020	2021	2022	2020	2021	2022	2020	2021	2022
All Students	1405	1365	1361				29	See footnote 4.	78	2.1	See footnote 4	5.7
Female	658	656	655	46.8	48.1	48.1	5		55	.8		8.4
Male	747	709	704	53.2	51.9	51.7	24		23	3.3		3.3
Non-binary	--	--	--	--	--	--	--		--	--		--
Asian	253	235	228	18.0	17.2	16.8	3		6	1.2		2.6
Black or African American	242	218	220	17.2	16.0	16.2	12		27	5.3		12.3
Hispanic/Latino	382	387	399	27.2	28.4	29.3	9		34	2.4		8.5
Two or More Races	75	79	90	5.3	5.8	6.6	2		3	2.6		3.3
White	445	437	417	31.7	32.0	30.6	3		8	.7		1.9
EML	145	233	184	10.3	17.1	13.5	4		26	3.2		14.1
FARMS	429	380	477	30.5	27.8	35.0	21		37	5.2		7.8
Special Education	157	140	154	11.2	10.3	11.3	12		24	7.9		15.6

2021–2022 Reported Serious Incidents								
Description	Police Called		Description	Police Called		Description	Police Called	
	No	Yes		No	Yes		No	Yes
Academic Dishonesty	0	0	Drugs	0	1	Robbery, Strong-Armed	0	0
Accident	1	0	Extortion	0	0	Serious Injury	0	0
Alcohol	0	0	Fighting	0	0	Sex Related	3	4
Arrest	0	0	Fire, Not Arson	0	0	Suicide Related	2	1
Arson	0	0	Gang-Related Incident/Crime	0	0	Theft	0	0
Bomb	0	0	Hate Incident	0	0	Threat, Physical or Verbal	2	2
Bomb Threat	1	0	Malfunction, Essential Equip.	0	0	Vandalism	0	0
Bullying	2	0	Medical Assistance	5	0	Weapon	1	3
Bus	0	0	Missing Child	0	2	Weapon, Toy, Facsimile	0	0
Computer Abuse	0	0	Physical Assault/Attack	2	1	Other	0	0
Disruptive Behavior	1	5	Protective Services	0	0			

¹ Duplicated Count of Students

² Unduplicated Count of Students

³ Data suppressed (--) to comply with federal guidance (see Guidelines for Reporting Data on Page iii).

⁴ Due to the COVID-19 pandemic, the 2020–2021 suspension data is not published as the overall number of incidents was too small to be reported.

⁵ EML = Emergent Multilingual Learners, FARMS = Free and Reduced-price Meals System.

Julius West Middle School - #211

2021–2022 Bullying Incidents ⁶		2021–2022 Drills Conducted							
Number Reported	Number Confirmed	Fire	Evacuation	Reverse Evacuation	Shelter in Place	Drop, Cover, and Hold	Severe Weather	Active Assailant	Lockdown
1	1	5	1	1	1	1	1	1	1

2021–2022 Safety Incidents Requiring Alert Status							
Fire	Evacuation	Reverse Evacuation	Shelter in Place	Drop, Cover, and Hold	Severe Weather	Active Assailant	Lockdown
1	0	0	0	0	0	0	0

School Safety Programs
Be Well 365 Restorative Justice Truancy Prevention Program Visitor Management System

⁶ The number of reported bullying incidents may differ from the number of bullying incidents reported as a serious incident because an event is identified as a serious incident only if it results in or leads to the death or serious injury of any person on an MCPS site or conducting MCPS business; potential or actual disruption of the planned school day; or, any of the other criteria outlined in MCPS Regulation COB-RA *Reporting a Serious Incident* (see page 459). Additional information can be found in the glossary on page 445.

Westland Middle School - #412

Cluster Name: Bethesda-Chevy Chase

5511 Massachusetts Avenue Bethesda, MD 20816

Office Phone: (240) 740-5850

School Hours: 8:15 - 3:00

www.montgomeryschoolsmd.org/schools/westlandms/

Fax Number: (301) 320-7054

2021–2022 Number of Out-of-School Suspension Incidents Related to School Safety ^{1 3 5}									
	Arson Fire Explosives	Attack	Dangerous Substances	Disrespect Insubordination Disruption	Fighting	Theft	Threat	Weapons	Other
Total Incidents	0	2	0	0	0	0	3	2	0
Female	0	0	0	0	0	0	0	0	0
Male	0	2	0	0	0	0	2	2	0
Non-binary	--	--	--	--	--	--	--	--	--
Asian	0	0	0	0	0	0	0	0	0
Black or African American	0	1	0	0	0	0	2	0	0
Hispanic/Latino	0	0	0	0	0	0	0	0	0
Two or More Races	0	1	0	0	0	0	0	0	0
White	0	0	0	0	0	0	1	2	0
EML	0	0	0	0	0	0	0	0	0
FARMS	0	1	0	0	0	0	1	0	0
Special Education	0	0	0	0	0	0	1	0	0

Out-of-School Suspension Rate ^{2 3 5}												
	Total Students Enrolled			Percent Students Enrolled			Number Students Suspended			Percent Students Suspended		
	2020	2021	2022	2020	2021	2022	2020	2021	2022	2020	2021	2022
All Students	808	769	817				12	See footnote 4.	7	1.5	See footnote 4	.9
Female	423	395	410	52.4	51.4	50.2	1		6	.2		1.5
Male	385	373	403	47.6	48.5	49.3	11		0	2.9		.0
Non-binary	--	--	--	--	--	--	--		--	--		--
Asian	64	62	79	7.9	8.1	9.7	1		0	1.7		.0
Black or African American	68	68	83	8.4	8.8	10.2	2		3	3.0		3.6
Hispanic/Latino	145	140	149	17.9	18.2	18.2	5		0	3.4		.0
Two or More Races	56	63	66	6.9	8.2	8.1	1		1	1.8		1.5
White	473	431	437	58.5	56.0	53.5	3		3	.6		.7
EML	48	89	68	5.9	11.6	8.3	2		0	4.5		.0
FARMS	72	68	97	8.9	8.8	11.9	6		2	7.9		2.1
Special Education	103	97	99	12.7	12.6	12.1	8		1	8.2		1.0

2021–2022 Reported Serious Incidents								
Description	Police Called		Description	Police Called		Description	Police Called	
	No	Yes		No	Yes		No	Yes
Academic Dishonesty	0	0	Drugs	0	0	Robbery, Strong-Armed	0	0
Accident	0	0	Extortion	0	0	Serious Injury	0	0
Alcohol	0	0	Fighting	0	1	Sex Related	0	0
Arrest	0	0	Fire, Not Arson	0	0	Suicide Related	0	1
Arson	0	0	Gang-Related Incident/Crime	0	0	Theft	0	0
Bomb	0	0	Hate Incident	0	0	Threat, Physical or Verbal	0	4
Bomb Threat	1	0	Malfunction, Essential Equip.	0	0	Vandalism	0	0
Bullying	0	1	Medical Assistance	3	0	Weapon	0	2
Bus	0	0	Missing Child	1	0	Weapon, Toy, Facsimile	0	0
Computer Abuse	0	0	Physical Assault/Attack	0	1	Other	0	0
Disruptive Behavior	1	1	Protective Services	0	0			

¹ Duplicated Count of Students

² Unduplicated Count of Students

³ Data suppressed (--) to comply with federal guidance (see Guidelines for Reporting Data on Page iii).

⁴ Due to the COVID-19 pandemic, the 2020–2021 suspension data is not published as the overall number of incidents was too small to be reported.

⁵ EML = Emergent Multilingual Learners, FARMS = Free and Reduced-price Meals System.

Westland Middle School - #412

2021–2022 Bullying Incidents ⁶		2021–2022 Drills Conducted							
Number Reported	Number Confirmed	Fire	Evacuation	Reverse Evacuation	Shelter in Place	Drop, Cover, and Hold	Severe Weather	Active Assailant	Lockdown
7	6	4	1	1	1	1	1	1	1

2021–2022 Safety Incidents Requiring Alert Status							
Fire	Evacuation	Reverse Evacuation	Shelter in Place	Drop, Cover, and Hold	Severe Weather	Active Assailant	Lockdown
1	0	0	0	0	0	0	0

School Safety Programs	
Be Well 365 Restorative Justice Visitor Management System	

⁶ The number of reported bullying incidents may differ from the number of bullying incidents reported as a serious incident because an event is identified as a serious incident only if it results in or leads to the death or serious injury of any person on an MCPS site or conducting MCPS business; potential or actual disruption of the planned school day; or, any of the other criteria outlined in MCPS Regulation COB-RA *Reporting a Serious Incident* (see page 459). Additional information can be found in the glossary on page 445.

White Oak Middle School - #811

Cluster Name: Northeast Consortium

12201 New Hampshire Avenue Silver Spring, MD 20904

Office Phone: (301) 288-8200

School Hours: 8:15 - 3:00

www.montgomeryschoolsmd.org/schools/whiteoakms/

Fax Number: (301) 989-5696

2021–2022 Number of Out-of-School Suspension Incidents Related to School Safety ^{1 3 5}									
	Arson Fire Explosives	Attack	Dangerous Substances	Disrespect Insubordination Disruption	Fighting	Theft	Threat	Weapons	Other
Total Incidents	0	2	1	4	0	0	0	2	0
Female	0	1	0	1	0	0	0	0	0
Male	0	1	1	3	0	0	0	2	0
Non-binary	--	--	--	--	--	--	--	--	--
Asian	0	0	0	0	0	0	0	0	0
Black or African American	0	1	0	1	0	0	0	2	0
Hispanic/Latino	0	1	1	3	0	0	0	0	0
Two or More Races	0	0	0	0	0	0	0	0	0
White	0	0	0	0	0	0	0	0	0
EML	0	0	1	2	0	0	0	0	0
FARMS	0	1	1	2	0	0	0	2	0
Special Education	0	0	1	0	0	0	0	1	0

Out-of-School Suspension Rate ^{2 3 5}												
	Total Students Enrolled			Percent Students Enrolled			Number Students Suspended			Percent Students Suspended		
	2020	2021	2022	2020	2021	2022	2020	2021	2022	2020	2021	2022
All Students	850	869	819				31	See footnote 4.	8	3.7	See footnote 4	1.0
Female	409	429	399	48.1	49.4	48.7	15		6	3.7		1.5
Male	441	440	417	51.9	50.6	50.9	16		2	3.6		.5
Non-binary	--	--	--	--	--	--	--		--	--		--
Asian	75	80	72	8.8	9.2	8.8	1		0	1.5		.0
Black or African American	265	260	260	31.2	29.9	31.7	12		4	4.5		1.5
Hispanic/Latino	450	468	428	52.9	53.9	52.3	16		4	3.5		.9
Two or More Races	--	--	--	≤5.0	≤5.0	≤5.0	0		0	.0		.0
White	--	--	--	≤5.0	≤5.0	≤5.0	2		0	5.3		.0
EML	192	284	193	22.6	32.7	23.6	7		2	3.8		1.0
FARMS	594	458	569	69.9	52.7	69.5	24		5	4.0		.9
Special Education	74	87	89	8.7	10.0	10.9	6		1	8.6		1.1

2021–2022 Reported Serious Incidents								
Description	Police Called		Description	Police Called		Description	Police Called	
	No	Yes		No	Yes		No	Yes
Academic Dishonesty	1	0	Drugs	0	4	Robbery, Strong-Armed	0	0
Accident	0	0	Extortion	0	0	Serious Injury	0	0
Alcohol	0	0	Fighting	0	2	Sex Related	0	1
Arrest	0	0	Fire, Not Arson	0	0	Suicide Related	0	0
Arson	0	0	Gang-Related Incident/Crime	0	0	Theft	0	1
Bomb	0	0	Hate Incident	1	0	Threat, Physical or Verbal	0	6
Bomb Threat	2	0	Malfunction, Essential Equip.	0	0	Vandalism	0	0
Bullying	0	0	Medical Assistance	6	0	Weapon	0	3
Bus	0	0	Missing Child	0	0	Weapon, Toy, Facsimile	0	0
Computer Abuse	0	0	Physical Assault/Attack	0	1	Other	0	0
Disruptive Behavior	0	0	Protective Services	0	0			

¹ Duplicated Count of Students

² Unduplicated Count of Students

³ Data suppressed (--) to comply with federal guidance (see Guidelines for Reporting Data on Page iii).

⁴ Due to the COVID-19 pandemic, the 2020–2021 suspension data is not published as the overall number of incidents was too small to be reported.

⁵ EML = Emergent Multilingual Learners, FARMS = Free and Reduced-price Meals System.

White Oak Middle School - #811

2021–2022 Bullying Incidents ⁶		2021–2022 Drills Conducted							
Number Reported	Number Confirmed	Fire	Evacuation	Reverse Evacuation	Shelter in Place	Drop, Cover, and Hold	Severe Weather	Active Assailant	Lockdown
0	0	5	1	1	1	0	1	0	1

2021–2022 Safety Incidents Requiring Alert Status							
Fire	Evacuation	Reverse Evacuation	Shelter in Place	Drop, Cover, and Hold	Severe Weather	Active Assailant	Lockdown
2	0	0	0	0	0	0	0

School Safety Programs	
Be Well 365 Restorative Justice Visitor Management System	

⁶ The number of reported bullying incidents may differ from the number of bullying incidents reported as a serious incident because an event is identified as a serious incident only if it results in or leads to the death or serious injury of any person on an MCPS site or conducting MCPS business; potential or actual disruption of the planned school day; or, any of the other criteria outlined in MCPS Regulation COB-RA *Reporting a Serious Incident* (see page 459). Additional information can be found in the glossary on page 445.

Earle B. Wood Middle School - #820

Cluster Name: Rockville
School Hours: 8:15 - 3:00

14615 Bauer Drive Rockville, MD 20853
www.montgomeryschoolsmd.org/schools/woodms/

Office Phone: (301) 460-2150
Fax Number: (301) 460-2104

2021–2022 Number of Out-of-School Suspension Incidents Related to School Safety ^{1 3 5}									
	Arson Fire Explosives	Attack	Dangerous Substances	Disrespect Insubordination Disruption	Fighting	Theft	Threat	Weapons	Other
Total Incidents	0	5	1	1	8	0	1	1	0
Female	0	3	0	1	7	0	0	0	0
Male	0	2	1	0	1	0	1	1	0
Non-binary	--	--	--	--	--	--	--	--	--
Asian	0	0	0	0	0	0	0	0	0
Black or African American	0	2	0	1	0	0	0	0	0
Hispanic/Latino	0	2	1	0	7	0	0	1	0
Two or More Races	0	0	0	0	0	0	1	0	0
White	0	1	0	0	1	0	0	0	0
EML	0	0	0	0	2	0	0	0	0
FARMS	0	4	0	1	4	0	1	0	0
Special Education	0	3	0	0	1	0	1	0	0

Out-of-School Suspension Rate ^{2 3 5}												
	Total Students Enrolled			Percent Students Enrolled			Number Students Suspended			Percent Students Suspended		
	2020	2021	2022	2020	2021	2022	2020	2021	2022	2020	2021	2022
All Students	993	998	1066				13	See footnote 4.	16	1.3	See footnote 4	1.5
Female	476	470	498	47.9	47.1	46.7	4		5	.8		1.0
Male	517	527	565	52.1	52.8	53.0	9		11	1.7		1.9
Non-binary	--	--	--	--	--	--	--		--	--		--
Asian	113	110	105	11.4	11.0	9.8	1		0	.9		.0
Black or African American	121	131	156	12.2	13.1	14.6	4		3	3.2		1.9
Hispanic/Latino	458	444	461	46.1	44.5	43.2	5		10	1.1		2.2
Two or More Races	52	56	71	5.2	5.6	6.7	1		1	2.0		1.4
White	248	254	270	25.0	25.5	25.3	2		2	.8		.7
EML	134	201	153	13.5	20.1	14.4	1		2	.9		1.3
FARMS	424	323	473	42.7	32.4	44.4	11		6	2.6		1.3
Special Education	178	167	186	17.9	16.7	17.4	8		5	4.4		2.7

2021–2022 Reported Serious Incidents								
Description	Police Called		Description	Police Called		Description	Police Called	
	No	Yes		No	Yes		No	Yes
Academic Dishonesty	0	0	Drugs	0	2	Robbery, Strong-Armed	0	0
Accident	1	0	Extortion	0	0	Serious Injury	0	0
Alcohol	0	0	Fighting	0	0	Sex Related	3	10
Arrest	0	0	Fire, Not Arson	0	0	Suicide Related	0	0
Arson	0	0	Gang-Related Incident/Crime	0	0	Theft	0	0
Bomb	0	0	Hate Incident	0	1	Threat, Physical or Verbal	0	3
Bomb Threat	0	0	Malfunction, Essential Equip.	0	0	Vandalism	0	0
Bullying	0	2	Medical Assistance	4	0	Weapon	0	1
Bus	0	0	Missing Child	0	2	Weapon, Toy, Facsimile	0	0
Computer Abuse	0	0	Physical Assault/Attack	0	0	Other	0	0
Disruptive Behavior	0	1	Protective Services	0	0			

¹ Duplicated Count of Students

² Unduplicated Count of Students

³ Data suppressed (--) to comply with federal guidance (see Guidelines for Reporting Data on Page iii).

⁴ Due to the COVID-19 pandemic, the 2020–2021 suspension data is not published as the overall number of incidents was too small to be reported.

⁵ EML = Emergent Multilingual Learners, FARMS = Free and Reduced-price Meals System.

Earle B. Wood Middle School - #820

2021–2022 Bullying Incidents ⁶		2021–2022 Drills Conducted							
Number Reported	Number Confirmed	Fire	Evacuation	Reverse Evacuation	Shelter in Place	Drop, Cover, and Hold	Severe Weather	Active Assailant	Lockdown
0	0	5	1	1	1	1	1	1	1

2021–2022 Safety Incidents Requiring Alert Status							
Fire	Evacuation	Reverse Evacuation	Shelter in Place	Drop, Cover, and Hold	Severe Weather	Active Assailant	Lockdown
1	0	0	1	0	0	0	0

School Safety Programs	
Be Well 365 Visitor Management System	

⁶ The number of reported bullying incidents may differ from the number of bullying incidents reported as a serious incident because an event is identified as a serious incident only if it results in or leads to the death or serious injury of any person on an MCPS site or conducting MCPS business; potential or actual disruption of the planned school day; or, any of the other criteria outlined in MCPS Regulation COB-RA *Reporting a Serious Incident* (see page 459). Additional information can be found in the glossary on page 445.

SECTION IV

HIGH SCHOOL PROFILES

High School Listing

Bethesda-Chevy Chase	362
Montgomery Blair	364
James Hubert Blake	366
Winston Churchill	368
Clarksburg	370
Damascus	372
Thomas Edison High School of Technology	374
Albert Einstein	376
Gaithersburg	378
Walter Johnson	380
John F. Kennedy	382
Col. Zadok Magruder	384
Richard Montgomery	386
Northwest	388
Northwood	390
Paint Branch	392
Poolesville	394
Quince Orchard	396
Rockville	398
Seneca Valley	400
Sherwood	402
Springbrook	404
Watkins Mill	406
Wheaton	408
Walt Whitman	410
Thomas S. Wootton	412

Bethesda-Chevy Chase High School - #406

Cluster Name: Bethesda-Chevy Chase

4301 East-West Highway Bethesda, MD 20814

Office Phone: (240) 740-0400

School Hours: 7:45 - 2:30

www.montgomeryschoolsmd.org/schools/bcchs/

Fax Number: (240) 497-6306

2021–2022 Number of Out-of-School Suspension Incidents Related to School Safety ^{1 3 5}									
	Arson Fire Explosives	Attack	Dangerous Substances	Disrespect Insubordination Disruption	Fighting	Theft	Threat	Weapons	Other
Total Incidents	0	2	0	0	0	0	0	0	0
Female	0	0	0	0	0	0	0	0	0
Male	0	2	0	0	0	0	0	0	0
Non-binary	0	0	0	0	0	0	0	0	0
Asian	0	0	0	0	0	0	0	0	0
Black or African American	0	1	0	0	0	0	0	0	0
Hispanic/Latino	0	1	0	0	0	0	0	0	0
Two or More Races	0	0	0	0	0	0	0	0	0
White	0	0	0	0	0	0	0	0	0
EML	0	0	0	0	0	0	0	0	0
FARMS	0	0	0	0	0	0	0	0	0
Special Education	0	1	0	0	0	0	0	0	0

Out-of-School Suspension Rate ^{2 3 5}												
	Total Students Enrolled			Percent Students Enrolled			Number Students Suspended			Percent Students Suspended		
	2020	2021	2022	2020	2021	2022	2020	2021	2022	2020	2021	2022
All Students	2247	2265	2308				9	See footnote 4.	2	.4	See footnote 4	.1
Female	1082	1110	1128	48.2	49.0	48.9	1		2	.1		.2
Male	1165	1155	1170	51.8	51.0	50.7	8		0	.7		.0
Non-binary	--	--	--	--	--	≤5.0	--		0	--		.0
Asian	124	141	150	5.5	6.2	6.5	1		0	.8		.0
Black or African American	320	336	369	14.2	14.8	16.0	3		1	.9		.3
Hispanic/Latino	383	385	430	17.0	17.0	18.6	2		1	.5		.2
Two or More Races	121	129	138	5.4	5.7	6.0	1		0	.8		.0
White	1295	1269	1214	57.6	56.0	52.6	2		0	.2		.0
EML	156	192	160	6.9	8.5	6.9	1		0	.7		.0
FARMS	291	258	397	13.0	11.4	17.2	5		0	1.5		.0
Special Education	176	174	195	7.8	7.7	8.4	2		1	1.2		.5

2021–2022 Reported Serious Incidents								
Description	Police Called		Description	Police Called		Description	Police Called	
	No	Yes		No	Yes		No	Yes
Academic Dishonesty	0	0	Drugs	0	1	Robbery, Strong-Armed	0	0
Accident	1	1	Extortion	0	0	Serious Injury	0	0
Alcohol	0	0	Fighting	0	1	Sex Related	4	7
Arrest	0	0	Fire, Not Arson	0	0	Suicide Related	1	1
Arson	0	0	Gang-Related Incident/Crime	0	0	Theft	0	0
Bomb	0	0	Hate Incident	0	0	Threat, Physical or Verbal	0	5
Bomb Threat	0	0	Malfunction, Essential Equip.	1	0	Vandalism	0	2
Bullying	0	0	Medical Assistance	12	0	Weapon	0	0
Bus	0	0	Missing Child	0	0	Weapon, Toy, Facsimile	0	0
Computer Abuse	0	2	Physical Assault/Attack	0	1	Other	1	1
Disruptive Behavior	0	1	Protective Services	0	0			

¹ Duplicated Count of Students

² Unduplicated Count of Students

³ Data suppressed (--) to comply with federal guidance (see Guidelines for Reporting Data on Page iii).

⁴ Due to the COVID-19 pandemic, the 2020–2021 suspension data is not published as the overall number of incidents was too small to be reported.

⁵ EML = Emergent Multilingual Learners, FARMS = Free and Reduced-price Meals System.

Bethesda-Chevy Chase High School - #406

2021–2022 Bullying Incidents ⁶		2021–2022 Drills Conducted							
Number Reported	Number Confirmed	Fire	Evacuation	Reverse Evacuation	Shelter in Place	Drop, Cover, and Hold	Severe Weather	Active Assailant	Lockdown
1	1	4	1	1	1	1	1	1	1

2021–2022 Safety Incidents Requiring Alert Status							
Fire	Evacuation	Reverse Evacuation	Shelter in Place	Drop, Cover, and Hold	Severe Weather	Active Assailant	Lockdown
1	0	0	0	0	0	0	0

School Safety Programs	
Be Well 365 Visitor Management System	

⁶ The number of reported bullying incidents may differ from the number of bullying incidents reported as a serious incident because an event is identified as a serious incident only if it results in or leads to the death or serious injury of any person on an MCPS site or conducting MCPS business; potential or actual disruption of the planned school day; or, any of the other criteria outlined in MCPS Regulation COB-RA *Reporting a Serious Incident* (see page 459). Additional information can be found in the glossary on page 445.

Montgomery Blair High School - #757

Cluster Name: Downcounty Consortium

51 University Boulevard, East Silver Spring, MD 20901

Office Phone: (240) 740-7200

School Hours: 7:45 - 2:30

www.mbhs.edu/

Fax Number: (301) 649-2830

2021–2022 Number of Out-of-School Suspension Incidents Related to School Safety ^{1 3 5}									
	Arson Fire Explosives	Attack	Dangerous Substances	Disrespect Insubordination Disruption	Fighting	Theft	Threat	Weapons	Other
Total Incidents	0	6	7	1	3	0	4	6	0
Female	0	1	1	1	0	0	1	3	0
Male	0	5	6	0	3	0	3	3	0
Non-binary	0	0	0	0	0	0	0	0	0
Asian	0	0	0	0	0	0	0	0	0
Black or African American	0	0	3	0	2	0	3	2	0
Hispanic/Latino	0	3	2	1	1	0	0	1	0
Two or More Races	0	0	0	0	0	0	0	0	0
White	0	0	1	0	0	0	0	1	0
EML	0	2	0	0	1	0	0	1	0
FARMS	0	2	3	1	1	0	2	0	0
Special Education	0	1	3	1	1	0	0	1	0

Out-of-School Suspension Rate ^{2 3 5}												
	Total Students Enrolled			Percent Students Enrolled			Number Students Suspended			Percent Students Suspended		
	2020	2021	2022	2020	2021	2022	2020	2021	2022	2020	2021	2022
All Students	3269	3181	3201				54	See footnote 4.	26	1.7	See footnote 4	.8
Female	1513	1482	1523	46.3	46.6	47.6	21		19	1.4		1.2
Male	1756	1696	1668	53.7	53.3	52.1	33		7	1.9		.4
Non-binary	--	--	--	--	--	≤5.0	--		0	--		.0
Asian	446	414	395	13.6	13.0	12.3	0		0	.0		.0
Black or African American	789	778	784	24.1	24.5	24.5	16		12	2.1		1.5
Hispanic/Latino	1123	1073	1146	34.4	33.7	35.8	32		11	2.9		1.0
Two or More Races	--	--	--	≤5.0	≤5.0	≤5.0	2		0	1.5		.0
White	769	770	736	23.5	24.2	23.0	4		3	.5		.4
EML	600	563	584	18.4	17.7	18.2	10		6	1.8		1.0
FARMS	1176	797	1290	36.0	25.1	40.3	29		8	2.3		.6
Special Education	260	261	247	8.0	8.2	7.7	11		8	4.4		3.2

2021–2022 Reported Serious Incidents								
Description	Police Called		Description	Police Called		Description	Police Called	
	No	Yes		No	Yes		No	Yes
Academic Dishonesty	0	0	Drugs	0	3	Robbery, Strong-Armed	0	0
Accident	4	0	Extortion	0	0	Serious Injury	0	0
Alcohol	0	0	Fighting	1	0	Sex Related	1	4
Arrest	0	0	Fire, Not Arson	0	0	Suicide Related	0	1
Arson	0	0	Gang-Related Incident/Crime	0	0	Theft	0	0
Bomb	0	0	Hate Incident	0	0	Threat, Physical or Verbal	0	1
Bomb Threat	0	0	Malfunction, Essential Equip.	0	0	Vandalism	1	0
Bullying	0	0	Medical Assistance	4	1	Weapon	1	1
Bus	0	0	Missing Child	0	3	Weapon, Toy, Facsimile	0	0
Computer Abuse	0	0	Physical Assault/Attack	0	4	Other	0	3
Disruptive Behavior	2	2	Protective Services	0	0			

¹ Duplicated Count of Students

² Unduplicated Count of Students

³ Data suppressed (--) to comply with federal guidance (see Guidelines for Reporting Data on Page iii).

⁴ Due to the COVID-19 pandemic, the 2020–2021 suspension data is not published as the overall number of incidents was too small to be reported.

⁵ EML = Emergent Multilingual Learners, FARMS = Free and Reduced-price Meals System.

Montgomery Blair High School - #757

2021–2022 Bullying Incidents ⁶		2021–2022 Drills Conducted							
Number Reported	Number Confirmed	Fire	Evacuation	Reverse Evacuation	Shelter in Place	Drop, Cover, and Hold	Severe Weather	Active Assailant	Lockdown
1	1	2	0	0	1	0	1	0	1

2021–2022 Safety Incidents Requiring Alert Status							
Fire	Evacuation	Reverse Evacuation	Shelter in Place	Drop, Cover, and Hold	Severe Weather	Active Assailant	Lockdown
3	0	0	0	0	0	0	2

School Safety Programs	
Be Well 365 Visitor Management System	

⁶ The number of reported bullying incidents may differ from the number of bullying incidents reported as a serious incident because an event is identified as a serious incident only if it results in or leads to the death or serious injury of any person on an MCPS site or conducting MCPS business; potential or actual disruption of the planned school day; or, any of the other criteria outlined in MCPS Regulation COB-RA *Reporting a Serious Incident* (see page 459). Additional information can be found in the glossary on page 445.

James Hubert Blake High School - #321

Cluster Name: Northeast Consortium

300 Norwood Road Silver Spring, MD 20905

Office Phone: (240) 740-1400

School Hours: 7:45 - 2:30

www.montgomeryschoolsmd.org/schools/blakehs/

Fax Number: (301) 879-1306

2021–2022 Number of Out-of-School Suspension Incidents Related to School Safety ^{1 3 5}									
	Arson Fire Explosives	Attack	Dangerous Substances	Disrespect Insubordination Disruption	Fighting	Theft	Threat	Weapons	Other
Total Incidents	0	3	1	3	30	0	0	1	0
Female	0	2	0	0	10	0	0	0	0
Male	0	1	1	3	20	0	0	1	0
Non-binary	--	--	--	--	--	--	--	--	--
Asian	0	0	0	0	1	0	0	0	0
Black or African American	0	2	0	3	21	0	0	1	0
Hispanic/Latino	0	1	1	0	3	0	0	0	0
Two or More Races	0	0	0	0	1	0	0	0	0
White	0	0	0	0	1	0	0	0	0
EML	0	0	0	0	0	0	0	0	0
FARMS	0	3	1	2	19	0	0	1	0
Special Education	0	0	0	1	5	0	0	0	0

Out-of-School Suspension Rate ^{2 3 5}												
	Total Students Enrolled			Percent Students Enrolled			Number Students Suspended			Percent Students Suspended		
	2020	2021	2022	2020	2021	2022	2020	2021	2022	2020	2021	2022
All Students	1800	1780	1767				31	See footnote 4.	35	1.7	See footnote 4	2.0
Female	973	953	912	54.1	53.5	51.6	9		23	.9		2.5
Male	827	826	850	45.9	46.4	48.1	22		12	2.7		1.4
Non-binary	--	--	--	--	--	--	--		--	--		--
Asian	184	178	184	10.2	10.0	10.4	3		2	1.6		1.1
Black or African American	747	735	715	41.5	41.3	40.5	17		24	2.3		3.4
Hispanic/Latino	511	524	554	28.4	29.4	31.4	9		7	1.7		1.3
Two or More Races	--	--	--	≤5.0	≤5.0	≤5.0	0		1	.0		1.7
White	285	274	252	15.8	15.4	14.3	2		1	.7		.4
EML	--	100	134	≤5.0	5.6	7.6	1		0	1.6		.0
FARMS	706	604	848	39.2	33.9	48.0	18		23	2.4		2.7
Special Education	195	185	168	10.8	10.4	9.5	9		6	4.9		3.6

2021–2022 Reported Serious Incidents								
Description	Police Called		Description	Police Called		Description	Police Called	
	No	Yes		No	Yes		No	Yes
Academic Dishonesty	0	0	Drugs	0	2	Robbery, Strong-Armed	0	0
Accident	1	1	Extortion	0	0	Serious Injury	1	1
Alcohol	0	0	Fighting	0	1	Sex Related	2	10
Arrest	0	0	Fire, Not Arson	0	0	Suicide Related	0	1
Arson	0	0	Gang-Related Incident/Crime	0	0	Theft	0	0
Bomb	0	0	Hate Incident	1	0	Threat, Physical or Verbal	0	3
Bomb Threat	0	0	Malfunction, Essential Equip.	0	0	Vandalism	0	0
Bullying	0	0	Medical Assistance	7	2	Weapon	0	1
Bus	0	0	Missing Child	0	2	Weapon, Toy, Facsimile	0	0
Computer Abuse	0	0	Physical Assault/Attack	0	0	Other	0	4
Disruptive Behavior	1	3	Protective Services	0	0			

¹ Duplicated Count of Students

² Unduplicated Count of Students

³ Data suppressed (--) to comply with federal guidance (see Guidelines for Reporting Data on Page iii).

⁴ Due to the COVID-19 pandemic, the 2020–2021 suspension data is not published as the overall number of incidents was too small to be reported.

⁵ EML = Emergent Multilingual Learners, FARMS = Free and Reduced-price Meals System.

James Hubert Blake High School - #321

2021–2022 Bullying Incidents ⁶		2021–2022 Drills Conducted							
Number Reported	Number Confirmed	Fire	Evacuation	Reverse Evacuation	Shelter in Place	Drop, Cover, and Hold	Severe Weather	Active Assailant	Lockdown
6	4	5	1	1	1	1	1	1	1

2021–2022 Safety Incidents Requiring Alert Status							
Fire	Evacuation	Reverse Evacuation	Shelter in Place	Drop, Cover, and Hold	Severe Weather	Active Assailant	Lockdown
1	0	0	0	0	0	0	0

School Safety Programs	
Be Well 365 Visitor Management System	

⁶ The number of reported bullying incidents may differ from the number of bullying incidents reported as a serious incident because an event is identified as a serious incident only if it results in or leads to the death or serious injury of any person on an MCPS site or conducting MCPS business; potential or actual disruption of the planned school day; or, any of the other criteria outlined in MCPS Regulation COB-RA *Reporting a Serious Incident* (see page 459). Additional information can be found in the glossary on page 445.

Winston Churchill High School - #602

Cluster Name: Winston Churchill

11300 Gainsborough Road Potomac, MD 20854

Office Phone: (240) 740-5400

School Hours: 7:45 - 2:30

www.montgomeryschoolsmd.org/schools/churchillhs/

Fax Number: (301) 469-1208

2021–2022 Number of Out-of-School Suspension Incidents Related to School Safety ^{1 3 5}									
	Arson Fire Explosives	Attack	Dangerous Substances	Disrespect Insubordination Disruption	Fighting	Theft	Threat	Weapons	Other
Total Incidents	0	2	6	0	5	0	2	0	0
Female	0	2	6	0	1	0	0	0	0
Male	0	0	0	0	4	0	2	0	0
Non-binary	--	--	--	--	--	--	--	--	--
Asian	0	1	1	0	0	0	1	0	0
Black or African American	0	1	5	0	3	0	0	0	0
Hispanic/Latino	0	0	0	0	2	0	0	0	0
Two or More Races	0	0	0	0	0	0	0	0	0
White	0	0	0	0	0	0	1	0	0
EML	0	0	0	0	0	0	1	0	0
FARMS	0	1	2	0	3	0	1	0	0
Special Education	0	1	0	0	2	0	2	0	0

Out-of-School Suspension Rate ^{2 3 5}												
	Total Students Enrolled			Percent Students Enrolled			Number Students Suspended			Percent Students Suspended		
	2020	2021	2022	2020	2021	2022	2020	2021	2022	2020	2021	2022
All Students	2273	2231	2222				18	See footnote 4.	14	.8	See footnote 4	.6
Female	1066	1043	1055	46.9	46.8	47.5	6		6	.6		.6
Male	1207	1188	1164	53.1	53.2	52.4	12		8	1.0		.7
Non-binary	--	--	--	--	--	--	--		--	--		--
Asian	689	688	693	30.3	30.8	31.2	2		3	.3		.4
Black or African American	213	229	227	9.4	10.3	10.2	4		8	1.9		3.5
Hispanic/Latino	178	176	176	7.8	7.9	7.9	4		2	2.2		1.1
Two or More Races	130	129	128	5.7	5.8	5.8	0		0	.0		.0
White	1057	1004	993	46.5	45.0	44.7	8		1	.8		.1
EML	--	--	--	≤5.0	≤5.0	≤5.0	3		1	13.0		2.6
FARMS	--	--	145	≤5.0	≤5.0	6.5	7		5	6.0		3.4
Special Education	282	288	286	12.4	12.9	12.9	7		5	2.5		1.7

2021–2022 Reported Serious Incidents								
Description	Police Called		Description	Police Called		Description	Police Called	
	No	Yes		No	Yes		No	Yes
Academic Dishonesty	0	0	Drugs	0	0	Robbery, Strong-Armed	0	0
Accident	1	0	Extortion	0	0	Serious Injury	0	0
Alcohol	0	0	Fighting	0	1	Sex Related	0	6
Arrest	0	0	Fire, Not Arson	0	0	Suicide Related	0	1
Arson	0	0	Gang-Related Incident/Crime	0	0	Theft	0	0
Bomb	0	0	Hate Incident	0	2	Threat, Physical or Verbal	0	1
Bomb Threat	0	0	Malfunction, Essential Equip.	0	0	Vandalism	0	0
Bullying	0	0	Medical Assistance	7	0	Weapon	0	1
Bus	0	0	Missing Child	0	0	Weapon, Toy, Facsimile	0	0
Computer Abuse	0	0	Physical Assault/Attack	0	1	Other	0	2
Disruptive Behavior	0	0	Protective Services	0	0			

¹ Duplicated Count of Students

² Unduplicated Count of Students

³ Data suppressed (--) to comply with federal guidance (see Guidelines for Reporting Data on Page iii).

⁴ Due to the COVID-19 pandemic, the 2020–2021 suspension data is not published as the overall number of incidents was too small to be reported.

⁵ EML = Emergent Multilingual Learners, FARMS = Free and Reduced-price Meals System.

Winston Churchill High School - #602

2021–2022 Bullying Incidents ⁶		2021–2022 Drills Conducted							
Number Reported	Number Confirmed	Fire	Evacuation	Reverse Evacuation	Shelter in Place	Drop, Cover, and Hold	Severe Weather	Active Assailant	Lockdown
0	0	5	1	1	1	1	1	1	1

2021–2022 Safety Incidents Requiring Alert Status							
Fire	Evacuation	Reverse Evacuation	Shelter in Place	Drop, Cover, and Hold	Severe Weather	Active Assailant	Lockdown
0	0	0	0	0	0	0	0

School Safety Programs	
Be Well 365 Visitor Management System	

⁶ The number of reported bullying incidents may differ from the number of bullying incidents reported as a serious incident because an event is identified as a serious incident only if it results in or leads to the death or serious injury of any person on an MCPS site or conducting MCPS business; potential or actual disruption of the planned school day; or, any of the other criteria outlined in MCPS Regulation COB-RA *Reporting a Serious Incident* (see page 459). Additional information can be found in the glossary on page 445.

Clarksburg High School - #249

Cluster Name: Clarksburg

22500 Wims Road Clarksburg, MD 20871

Office Phone: (240) 740-6000

School Hours: 7:45 - 2:30

www.montgomeryschoolsmd.org/schools/clarksburghs/index.htm

Fax Number: (301) 601-4667

2021–2022 Number of Out-of-School Suspension Incidents Related to School Safety ^{1 3 5}									
	Arson Fire Explosives	Attack	Dangerous Substances	Disrespect Insubordination Disruption	Fighting	Theft	Threat	Weapons	Other
Total Incidents	0	15	8	13	18	0	5	15	0
Female	0	4	5	5	4	0	1	6	0
Male	0	11	3	8	14	0	4	9	0
Non-binary	--	--	--	--	--	--	--	--	--
Asian	0	0	0	0	1	0	1	0	0
Black or African American	0	10	5	12	11	0	2	9	0
Hispanic/Latino	0	2	2	0	6	0	1	2	0
Two or More Races	0	2	0	0	0	0	1	1	0
White	0	1	0	1	0	0	0	0	0
EML	0	2	0	0	1	0	0	1	0
FARMS	0	12	4	10	13	0	4	8	0
Special Education	0	8	2	6	3	0	2	5	0

Out-of-School Suspension Rate ^{2 3 5}												
	Total Students Enrolled			Percent Students Enrolled			Number Students Suspended			Percent Students Suspended		
	2020	2021	2022	2020	2021	2022	2020	2021	2022	2020	2021	2022
All Students	2458	2339	2312				87	See footnote 4.	59	3.5	See footnote 4	2.6
Female	1262	1172	1128	51.3	50.1	48.8	27		41	2.1		3.6
Male	1196	1167	1179	48.7	49.9	51.0	60		18	5.0		1.5
Non-binary	--	--	--	--	--	--	--		--	--		--
Asian	548	560	570	22.3	23.9	24.7	3		2	.6		.4
Black or African American	726	694	670	29.5	29.7	29.0	44		39	5.9		5.8
Hispanic/Latino	654	577	591	26.6	24.7	25.6	31		13	4.7		2.2
Two or More Races	--	--	117	≤5.0	≤5.0	5.1	3		3	2.8		2.6
White	415	391	359	16.9	16.7	15.5	6		2	1.4		.6
EML	180	173	170	7.3	7.4	7.4	10		6	5.9		3.5
FARMS	741	556	791	30.1	23.8	34.2	51		27	6.6		3.4
Special Education	235	209	222	9.6	8.9	9.6	32		20	13.6		9.0

2021–2022 Reported Serious Incidents								
Description	Police Called		Description	Police Called		Description	Police Called	
	No	Yes		No	Yes		No	Yes
Academic Dishonesty	0	0	Drugs	2	8	Robbery, Strong-Armed	0	0
Accident	1	0	Extortion	0	0	Serious Injury	0	1
Alcohol	0	0	Fighting	1	3	Sex Related	0	7
Arrest	0	1	Fire, Not Arson	0	0	Suicide Related	1	0
Arson	0	0	Gang-Related Incident/Crime	0	0	Theft	0	0
Bomb	0	0	Hate Incident	0	0	Threat, Physical or Verbal	0	2
Bomb Threat	0	1	Malfunction, Essential Equip.	0	0	Vandalism	0	1
Bullying	0	0	Medical Assistance	12	1	Weapon	0	9
Bus	0	0	Missing Child	0	1	Weapon, Toy, Facsimile	0	0
Computer Abuse	0	0	Physical Assault/Attack	0	7	Other	0	0
Disruptive Behavior	0	2	Protective Services	0	0			

¹ Duplicated Count of Students

² Unduplicated Count of Students

³ Data suppressed (--) to comply with federal guidance (see Guidelines for Reporting Data on Page iii).

⁴ Due to the COVID-19 pandemic, the 2020–2021 suspension data is not published as the overall number of incidents was too small to be reported.

⁵ EML = Emergent Multilingual Learners, FARMS = Free and Reduced-price Meals System.

Clarksburg High School - #249

2021–2022 Bullying Incidents ⁶		2021–2022 Drills Conducted							
Number Reported	Number Confirmed	Fire	Evacuation	Reverse Evacuation	Shelter in Place	Drop, Cover, and Hold	Severe Weather	Active Assailant	Lockdown
20	16	1	1	1	1	1	1	1	1

2021–2022 Safety Incidents Requiring Alert Status							
Fire	Evacuation	Reverse Evacuation	Shelter in Place	Drop, Cover, and Hold	Severe Weather	Active Assailant	Lockdown
0	0	0	0	0	0	0	1

School Safety Programs
Be Well 365 Restorative Justice Visitor Management System

⁶ The number of reported bullying incidents may differ from the number of bullying incidents reported as a serious incident because an event is identified as a serious incident only if it results in or leads to the death or serious injury of any person on an MCPS site or conducting MCPS business; potential or actual disruption of the planned school day; or, any of the other criteria outlined in MCPS Regulation COB-RA *Reporting a Serious Incident* (see page 459). Additional information can be found in the glossary on page 445.

Damascus High School - #701

Cluster Name: Damascus
School Hours: 7:45 - 2:30

25921 Ridge Road Damascus, MD 20872
www.montgomeryschoolsmd.org/schools/damascushs/

Office Phone: (240) 207-2400
Fax Number: (301) 253-7046

2021–2022 Number of Out-of-School Suspension Incidents Related to School Safety ^{1 3 5}									
	Arson Fire Explosives	Attack	Dangerous Substances	Disrespect Insubordination Disruption	Fighting	Theft	Threat	Weapons	Other
Total Incidents	0	5	1	2	11	0	4	1	0
Female	0	2	0	1	0	0	1	0	0
Male	0	3	1	1	11	0	3	1	0
Non-binary	--	--	--	--	--	--	--	--	--
Asian	0	0	0	0	0	0	1	0	0
Black or African American	0	3	0	1	9	0	1	0	0
Hispanic/Latino	0	1	0	0	2	0	1	1	0
Two or More Races	0	0	0	0	0	0	1	0	0
White	0	1	1	1	0	0	0	0	0
EML	0	0	0	0	0	0	0	0	0
FARMS	0	2	0	1	6	0	3	1	0
Special Education	0	3	0	1	5	0	0	0	0

Out-of-School Suspension Rate ^{2 3 5}												
	Total Students Enrolled			Percent Students Enrolled			Number Students Suspended			Percent Students Suspended		
	2020	2021	2022	2020	2021	2022	2020	2021	2022	2020	2021	2022
All Students	1370	1394	1380				11	See footnote 4.	22	.8	See footnote 4	1.6
Female	696	713	695	50.8	51.1	50.4	2		18	.3		2.6
Male	674	680	684	49.2	48.8	49.6	9		4	1.3		.6
Non-binary	--	--	--	--	--	--	--		--	--		--
Asian	141	149	154	10.3	10.7	11.2	0		1	.0		.6
Black or African American	177	181	181	12.9	13.0	13.1	4		11	2.3		6.1
Hispanic/Latino	328	364	390	23.9	26.1	28.3	4		5	1.3		1.3
Two or More Races	--	--	--	≤5.0	≤5.0	≤5.0	0		2	.0		3.1
White	651	626	590	47.5	44.9	42.8	3		3	.5		.5
EML	--	76	80	≤5.0	5.5	5.8	0		1	.0		1.3
FARMS	245	236	332	17.9	16.9	24.1	6		7	2.2		2.1
Special Education	202	216	216	14.7	15.5	15.7	2		7	1.0		3.2

2021–2022 Reported Serious Incidents								
Description	Police Called		Description	Police Called		Description	Police Called	
	No	Yes		No	Yes		No	Yes
Academic Dishonesty	0	0	Drugs	0	1	Robbery, Strong-Armed	0	0
Accident	1	1	Extortion	0	0	Serious Injury	0	0
Alcohol	0	0	Fighting	1	2	Sex Related	1	6
Arrest	0	0	Fire, Not Arson	0	0	Suicide Related	0	0
Arson	0	0	Gang-Related Incident/Crime	0	0	Theft	0	2
Bomb	0	0	Hate Incident	4	1	Threat, Physical or Verbal	0	2
Bomb Threat	1	0	Malfunction, Essential Equip.	1	0	Vandalism	0	0
Bullying	0	1	Medical Assistance	11	1	Weapon	0	1
Bus	0	0	Missing Child	0	1	Weapon, Toy, Facsimile	0	0
Computer Abuse	0	0	Physical Assault/Attack	1	3	Other	0	1
Disruptive Behavior	0	2	Protective Services	0	0			

¹ Duplicated Count of Students

² Unduplicated Count of Students

³ Data suppressed (--) to comply with federal guidance (see Guidelines for Reporting Data on Page iii).

⁴ Due to the COVID-19 pandemic, the 2020–2021 suspension data is not published as the overall number of incidents was too small to be reported.

⁵ EML = Emergent Multilingual Learners, FARMS = Free and Reduced-price Meals System.

Damascus High School - #701

2021–2022 Bullying Incidents ⁶		2021–2022 Drills Conducted							
Number Reported	Number Confirmed	Fire	Evacuation	Reverse Evacuation	Shelter in Place	Drop, Cover, and Hold	Severe Weather	Active Assailant	Lockdown
6	6	6	1	1	1	1	1	0	1

2021–2022 Safety Incidents Requiring Alert Status							
Fire	Evacuation	Reverse Evacuation	Shelter in Place	Drop, Cover, and Hold	Severe Weather	Active Assailant	Lockdown
3	0	0	0	0	0	0	0

School Safety Programs	
Be Well 365 Visitor Management System	

⁶ The number of reported bullying incidents may differ from the number of bullying incidents reported as a serious incident because an event is identified as a serious incident only if it results in or leads to the death or serious injury of any person on an MCPS site or conducting MCPS business; potential or actual disruption of the planned school day; or, any of the other criteria outlined in MCPS Regulation COB-RA *Reporting a Serious Incident* (see page 459). Additional information can be found in the glossary on page 445.

Thomas Edison High School of Technology - #748

Cluster Name: Other

12501 Dalewood Drive Silver Spring, MD 20906

Office Phone: (240) 740-2000

School Hours: 7:45 - 2:30

www.montgomeryschoolsmd.org/schools/edison/

Fax Number: (240) 740-5200

2021–2022 Number of Out-of-School Suspension Incidents Related to School Safety^{1 3}

	Arson Fire Explosives	Attack	Dangerous Substances	Disrespect Insubordination Disruption	Fighting	Theft	Threat	Weapons	Other
<p>Suspensions that occur as a result of events at the Thomas Edison High School of Technology are reported by the student's home high school.</p>									

Out-of-School Suspension Rate^{2 3}

Total Students Enrolled			Percent Students Enrolled			Number Students Suspended			Percent Students Suspended		
2020	2021	2022	2020	2021	2022	2020	2021	2022	2020	2021	2022
<p>Suspensions that occur as a result of events at the Thomas Edison High School of Technology are reported by the student's home high school.</p>											

2021–2022 Reported Serious Incidents

Description	Police Called		Description	Police Called		Description	Police Called	
	No	Yes		No	Yes		No	Yes
Academic Dishonesty	0	0	Drugs	0	0	Robbery, Strong-Armed	0	0
Accident	0	0	Extortion	0	0	Serious Injury	0	0
Alcohol	0	0	Fighting	0	0	Sex Related	0	2
Arrest	0	0	Fire, Not Arson	0	0	Suicide Related	0	0
Arson	0	0	Gang-Related Incident/Crime	0	0	Theft	0	0
Bomb	0	0	Hate Incident	0	0	Threat, Physical or Verbal	0	1
Bomb Threat	0	0	Malfunction, Essential Equip.	0	0	Vandalism	0	0
Bullying	0	0	Medical Assistance	2	0	Weapon	0	0
Bus	0	0	Missing Child	0	0	Weapon, Toy, Facsimile	0	0
Computer Abuse	0	0	Physical Assault/Attack	0	0	Other	0	0
Disruptive Behavior	0	0	Protective Services	0	0			

¹ Duplicated Count of Students

² Unduplicated Count of Students

³ Data suppressed (--) to comply with federal guidance (see Guidelines for Reporting Data on Page iii).

⁴ Due to the COVID-19 pandemic, the 2020–2021 suspension data is not published as the overall number of incidents was too small to be reported.

⁵ EML = Emergent Multilingual Learners, FARMS = Free and Reduced-price Meals System.

Thomas Edison High School of Technology - #748

2021–2022 Bullying Incidents ⁶		2021–2022 Drills Conducted							
Number Reported	Number Confirmed	Fire	Evacuation	Reverse Evacuation	Shelter in Place	Drop, Cover, and Hold	Severe Weather	Active Assailant	Lockdown
0	0	5	1	0	1	1	1	1	1

2021–2022 Safety Incidents Requiring Alert Status							
Fire	Evacuation	Reverse Evacuation	Shelter in Place	Drop, Cover, and Hold	Severe Weather	Active Assailant	Lockdown
0	0	0	0	0	0	0	0

School Safety Programs

⁶ The number of reported bullying incidents may differ from the number of bullying incidents reported as a serious incident because an event is identified as a serious incident only if it results in or leads to the death or serious injury of any person on an MCPS site or conducting MCPS business; potential or actual disruption of the planned school day; or, any of the other criteria outlined in MCPS Regulation COB-RA, *Reporting a Serious Incident* (see page 459). Additional information can be found in the glossary on page 445.

Albert Einstein High School - #789

Cluster Name: Downcounty Consortium

11135 Newport Mill Road Kensington, MD 20895

Office Phone: (240) 740-2700

School Hours: 7:45 - 2:30

www.montgomeryschoolsmd.org/schools/einsteinhhs/

Fax Number: (301) 962-1016

2021–2022 Number of Out-of-School Suspension Incidents Related to School Safety ^{1 3 5}									
	Arson Fire Explosives	Attack	Dangerous Substances	Disrespect Insubordination Disruption	Fighting	Theft	Threat	Weapons	Other
Total Incidents	0	1	0	0	2	0	0	2	0
Female	0	1	0	0	0	0	0	0	0
Male	0	0	0	0	2	0	0	2	0
Non-binary	--	--	--	--	--	--	--	--	--
Asian	0	0	0	0	0	0	0	1	0
Black or African American	0	1	0	0	0	0	0	0	0
Hispanic/Latino	0	0	0	0	0	0	0	0	0
Two or More Races	0	0	0	0	0	0	0	0	0
White	0	0	0	0	0	0	0	0	0
EML	0	0	0	0	0	0	0	0	0
FARMS	0	0	0	0	0	0	0	1	0
Special Education	0	0	0	0	0	0	0	0	0

Out-of-School Suspension Rate ^{2 3 5}												
	Total Students Enrolled			Percent Students Enrolled			Number Students Suspended			Percent Students Suspended		
	2020	2021	2022	2020	2021	2022	2020	2021	2022	2020	2021	2022
All Students	1824	1908	1903				55	See footnote 4.	4	3.0	See footnote 4	.2
Female	957	983	960	52.5	51.5	50.4	15		3	1.6		.3
Male	867	923	937	47.5	48.4	49.2	40		1	4.6		.1
Non-binary	--	--	--	--	--	--	--		--	--		--
Asian	135	120	119	7.4	6.3	6.3	2		1	1.4		.8
Black or African American	325	327	328	17.8	17.1	17.2	23		3	7.1		.9
Hispanic/Latino	886	910	923	48.6	47.7	48.5	20		0	2.2		.0
Two or More Races	--	--	--	≤5.0	≤5.0	≤5.0	4		0	6.1		.0
White	408	462	439	22.4	24.2	23.1	5		0	1.2		.0
EML	357	361	334	19.6	18.9	17.6	4		0	1.2		.0
FARMS	765	562	866	41.9	29.5	45.5	28		2	3.5		.2
Special Education	235	248	274	12.9	13.0	14.4	13		0	5.7		.0

2021–2022 Reported Serious Incidents								
Description	Police Called		Description	Police Called		Description	Police Called	
	No	Yes		No	Yes		No	Yes
Academic Dishonesty	0	0	Drugs	0	3	Robbery, Strong-Armed	0	0
Accident	2	1	Extortion	0	0	Serious Injury	0	0
Alcohol	0	0	Fighting	1	3	Sex Related	1	3
Arrest	0	0	Fire, Not Arson	0	0	Suicide Related	0	0
Arson	0	0	Gang-Related Incident/Crime	0	0	Theft	0	0
Bomb	0	0	Hate Incident	1	1	Threat, Physical or Verbal	0	2
Bomb Threat	0	0	Malfunction, Essential Equip.	1	0	Vandalism	1	0
Bullying	0	0	Medical Assistance	17	0	Weapon	1	2
Bus	0	0	Missing Child	0	1	Weapon, Toy, Facsimile	0	0
Computer Abuse	0	0	Physical Assault/Attack	0	1	Other	1	1
Disruptive Behavior	0	2	Protective Services	0	0			

¹ Duplicated Count of Students

² Unduplicated Count of Students

³ Data suppressed (--) to comply with federal guidance (see Guidelines for Reporting Data on Page iii).

⁴ Due to the COVID-19 pandemic, the 2020–2021 suspension data is not published as the overall number of incidents was too small to be reported.

⁵ EML = Emergent Multilingual Learners, FARMS = Free and Reduced-price Meals System.

Albert Einstein High School - #789

2021–2022 Bullying Incidents ⁶		2021–2022 Drills Conducted							
Number Reported	Number Confirmed	Fire	Evacuation	Reverse Evacuation	Shelter in Place	Drop, Cover, and Hold	Severe Weather	Active Assailant	Lockdown
0	0	5	1	1	1	1	1	0	0

2021–2022 Safety Incidents Requiring Alert Status							
Fire	Evacuation	Reverse Evacuation	Shelter in Place	Drop, Cover, and Hold	Severe Weather	Active Assailant	Lockdown
0	0	0	0	0	0	0	0

School Safety Programs	
Be Well 365 Visitor Management System	

⁶ The number of reported bullying incidents may differ from the number of bullying incidents reported as a serious incident because an event is identified as a serious incident only if it results in or leads to the death or serious injury of any person on an MCPS site or conducting MCPS business; potential or actual disruption of the planned school day; or, any of the other criteria outlined in MCPS Regulation COB-RA *Reporting a Serious Incident* (see page 459). Additional information can be found in the glossary on page 445.

Gaithersburg High School - #551

Cluster Name: Gaithersburg

101 Education Boulevard Gaithersburg, MD 20877

Office Phone: (301) 284-4500

School Hours: 7:45 - 2:30

www.montgomeryschoolsmd.org/schools/gaithersbghs/

Fax Number: (301) 284-4701

2021–2022 Number of Out-of-School Suspension Incidents Related to School Safety ^{1 3 5}									
	Arson Fire Explosives	Attack	Dangerous Substances	Disrespect Insubordination Disruption	Fighting	Theft	Threat	Weapons	Other
Total Incidents	0	27	23	10	46	2	6	9	0
Female	0	9	7	0	15	2	2	2	0
Male	0	18	16	10	31	0	4	7	0
Non-binary	--	--	--	--	--	--	--	--	--
Asian	0	1	2	0	0	0	0	0	0
Black or African American	0	4	4	2	9	0	1	0	0
Hispanic/Latino	0	14	15	5	33	2	4	7	0
Two or More Races	0	1	0	0	0	0	0	0	0
White	0	5	0	3	2	0	1	1	0
EML	0	5	7	3	11	2	1	4	0
FARMS	0	14	11	5	32	2	3	7	0
Special Education	0	8	5	4	9	1	4	4	0

Out-of-School Suspension Rate ^{2 3 5}												
	Total Students Enrolled			Percent Students Enrolled			Number Students Suspended			Percent Students Suspended		
	2020	2021	2022	2020	2021	2022	2020	2021	2022	2020	2021	2022
All Students	2372	2314	2329				91	See footnote 4.	98	3.8	See footnote 4	4.2
Female	1106	1095	1092	46.6	47.3	46.9	29		67	2.6		6.1
Male	1266	1216	1233	53.4	52.5	52.9	62		31	4.8		2.5
Non-binary	--	--	--	--	--	--	--		--	--		--
Asian	163	151	134	6.9	6.5	5.8	1		3	.6		2.2
Black or African American	518	494	499	21.8	21.3	21.4	26		21	4.9		4.2
Hispanic/Latino	1319	1335	1382	55.6	57.7	59.3	53		67	3.9		4.8
Two or More Races	--	--	--	≤5.0	≤5.0	≤5.0	3		1	4.1		1.6
White	305	268	249	12.9	11.6	10.7	8		6	2.6		2.4
EML	615	619	609	25.9	26.8	26.1	14		31	2.3		5.1
FARMS	1144	1054	1359	48.2	45.5	58.4	52		45	4.0		3.3
Special Education	332	343	342	14.0	14.8	14.7	14		25	4.2		7.3

2021–2022 Reported Serious Incidents								
Description	Police Called		Description	Police Called		Description	Police Called	
	No	Yes		No	Yes		No	Yes
Academic Dishonesty	0	0	Drugs	0	2	Robbery, Strong-Armed	0	0
Accident	2	0	Extortion	0	0	Serious Injury	0	0
Alcohol	0	0	Fighting	2	2	Sex Related	2	1
Arrest	0	0	Fire, Not Arson	0	0	Suicide Related	0	1
Arson	1	0	Gang-Related Incident/Crime	0	0	Theft	0	0
Bomb	0	0	Hate Incident	1	0	Threat, Physical or Verbal	0	2
Bomb Threat	1	0	Malfunction, Essential Equip.	1	0	Vandalism	0	1
Bullying	0	0	Medical Assistance	18	0	Weapon	1	1
Bus	0	0	Missing Child	0	4	Weapon, Toy, Facsimile	0	0
Computer Abuse	0	0	Physical Assault/Attack	0	3	Other	0	3
Disruptive Behavior	0	1	Protective Services	0	0			

¹ Duplicated Count of Students

² Unduplicated Count of Students

³ Data suppressed (--) to comply with federal guidance (see Guidelines for Reporting Data on Page iii).

⁴ Due to the COVID-19 pandemic, the 2020–2021 suspension data is not published as the overall number of incidents was too small to be reported.

⁵ EML = Emergent Multilingual Learners, FARMS = Free and Reduced-price Meals System.

Gaithersburg High School - #551

2021–2022 Bullying Incidents ⁶		2021–2022 Drills Conducted							
Number Reported	Number Confirmed	Fire	Evacuation	Reverse Evacuation	Shelter in Place	Drop, Cover, and Hold	Severe Weather	Active Assailant	Lockdown
0	0	6	1	1	1	0	1	0	1

2021–2022 Safety Incidents Requiring Alert Status							
Fire	Evacuation	Reverse Evacuation	Shelter in Place	Drop, Cover, and Hold	Severe Weather	Active Assailant	Lockdown
4	0	0	0	0	0	0	0

School Safety Programs	
Be Well 365 Visitor Management System Wellness Center	

⁶ The number of reported bullying incidents may differ from the number of bullying incidents reported as a serious incident because an event is identified as a serious incident only if it results in or leads to the death or serious injury of any person on an MCPS site or conducting MCPS business; potential or actual disruption of the planned school day; or, any of the other criteria outlined in MCPS Regulation COB-RA *Reporting a Serious Incident* (see page 459). Additional information can be found in the glossary on page 445.

Walter Johnson High School - #424

Cluster Name: Walter Johnson

6400 Rock Spring Drive Bethesda, MD 20814

Office Phone: (240) 740-6900

School Hours: 7:45 - 2:30

www.montgomeryschoolsmd.org/schools/wjhs/

Fax Number: (301) 571-6986

2021–2022 Number of Out-of-School Suspension Incidents Related to School Safety ^{1 3 5}									
	Arson Fire Explosives	Attack	Dangerous Substances	Disrespect Insubordination Disruption	Fighting	Theft	Threat	Weapons	Other
Total Incidents	0	5	7	5	17	0	0	5	0
Female	0	2	1	2	3	0	0	0	0
Male	0	3	6	3	14	0	0	5	0
Non-binary	--	--	--	--	--	--	--	--	--
Asian	0	0	0	0	2	0	0	0	0
Black or African American	0	2	2	3	8	0	0	3	0
Hispanic/Latino	0	0	3	0	3	0	0	1	0
Two or More Races	0	2	1	2	1	0	0	0	0
White	0	0	0	0	2	0	0	1	0
EML	0	0	1	0	3	0	0	0	0
FARMS	0	2	4	1	8	0	0	3	0
Special Education	0	2	1	2	6	0	0	3	0

Out-of-School Suspension Rate ^{2 3 5}												
	Total Students Enrolled			Percent Students Enrolled			Number Students Suspended			Percent Students Suspended		
	2020	2021	2022	2020	2021	2022	2020	2021	2022	2020	2021	2022
All Students	2760	2793	2882				53	See footnote 4.	30	1.9	See footnote 4	1.0
Female	1296	1343	1384	47.0	48.1	48.0	7		25	.5		1.8
Male	1464	1444	1490	53.0	51.7	51.7	46		5	3.2		.3
Non-binary	--	--	--	--	--	--	--		--	--		--
Asian	380	380	380	13.8	13.6	13.2	3		2	.8		.5
Black or African American	301	325	353	10.9	11.6	12.2	13		13	4.5		3.7
Hispanic/Latino	472	474	521	17.1	17.0	18.1	18		7	3.8		1.3
Two or More Races	164	163	180	5.9	5.8	6.2	2		3	1.2		1.7
White	1431	1438	1438	51.8	51.5	49.9	17		5	1.2		.3
EML	165	220	173	6.0	7.9	6.0	6		5	4.1		2.9
FARMS	267	236	369	9.7	8.4	12.8	11		8	3.9		2.2
Special Education	327	293	304	11.8	10.5	10.5	11		7	3.5		2.3

2021–2022 Reported Serious Incidents								
Description	Police Called		Description	Police Called		Description	Police Called	
	No	Yes		No	Yes		No	Yes
Academic Dishonesty	0	0	Drugs	0	1	Robbery, Strong-Armed	0	0
Accident	0	0	Extortion	0	0	Serious Injury	0	0
Alcohol	1	0	Fighting	2	2	Sex Related	2	6
Arrest	0	0	Fire, Not Arson	0	0	Suicide Related	1	0
Arson	0	0	Gang-Related Incident/Crime	0	0	Theft	0	0
Bomb	0	0	Hate Incident	0	0	Threat, Physical or Verbal	1	0
Bomb Threat	1	0	Malfunction, Essential Equip.	2	0	Vandalism	0	0
Bullying	0	0	Medical Assistance	12	0	Weapon	0	3
Bus	0	0	Missing Child	1	3	Weapon, Toy, Facsimile	0	0
Computer Abuse	0	0	Physical Assault/Attack	1	0	Other	0	0
Disruptive Behavior	0	1	Protective Services	0	0			

¹ Duplicated Count of Students

² Unduplicated Count of Students

³ Data suppressed (--) to comply with federal guidance (see Guidelines for Reporting Data on Page iii).

⁴ Due to the COVID-19 pandemic, the 2020–2021 suspension data is not published as the overall number of incidents was too small to be reported.

⁵ EML = Emergent Multilingual Learners, FARMS = Free and Reduced-price Meals System.

Walter Johnson High School - #424

2021–2022 Bullying Incidents ⁶		2021–2022 Drills Conducted							
Number Reported	Number Confirmed	Fire	Evacuation	Reverse Evacuation	Shelter in Place	Drop, Cover, and Hold	Severe Weather	Active Assailant	Lockdown
11	11	5	1	1	1	1	1	1	1

2021–2022 Safety Incidents Requiring Alert Status							
Fire	Evacuation	Reverse Evacuation	Shelter in Place	Drop, Cover, and Hold	Severe Weather	Active Assailant	Lockdown
1	0	0	0	0	0	0	0

School Safety Programs	
Be Well 365 Visitor Management System	

⁶ The number of reported bullying incidents may differ from the number of bullying incidents reported as a serious incident because an event is identified as a serious incident only if it results in or leads to the death or serious injury of any person on an MCPS site or conducting MCPS business; potential or actual disruption of the planned school day; or, any of the other criteria outlined in MCPS Regulation COB-RA *Reporting a Serious Incident* (see page 459). Additional information can be found in the glossary on page 445.

John F. Kennedy High School - #815

Cluster Name: Downcounty Consortium

1901 Randolph Road Silver Spring, MD 20902

Office Phone: (240) 740-0100

School Hours: 7:45 - 2:30

www.montgomeryschoolsmd.org/schools/kennedyhs/

Fax Number: (301) 929-2240

2021–2022 Number of Out-of-School Suspension Incidents Related to School Safety ^{1 3 5}									
	Arson Fire Explosives	Attack	Dangerous Substances	Disrespect Insubordination Disruption	Fighting	Theft	Threat	Weapons	Other
Total Incidents	1	11	3	3	23	0	0	5	0
Female	0	6	0	0	13	0	0	2	0
Male	1	5	3	3	10	0	0	3	0
Non-binary	--	--	--	--	--	--	--	--	--
Asian	0	0	0	0	0	0	0	0	0
Black or African American	0	4	2	0	12	0	0	2	0
Hispanic/Latino	1	4	1	3	9	0	0	3	0
Two or More Races	0	0	0	0	0	0	0	0	0
White	0	3	0	0	1	0	0	0	0
EML	1	2	1	0	3	0	0	1	0
FARMS	1	5	3	2	20	0	0	4	0
Special Education	0	4	1	0	9	0	0	3	0

Out-of-School Suspension Rate ^{2 3 5}												
	Total Students Enrolled			Percent Students Enrolled			Number Students Suspended			Percent Students Suspended		
	2020	2021	2022	2020	2021	2022	2020	2021	2022	2020	2021	2022
All Students	1799	1773	1803				40	See footnote 4.	41	2.2	See footnote 4	2.3
Female	921	926	928	51.2	52.2	51.5	8		23	.9		2.5
Male	878	847	875	48.8	47.8	48.5	32		18	3.5		2.1
Non-binary	--	--	--	--	--	--	--		--	--		--
Asian	122	116	96	6.8	6.5	5.3	0		0	.0		.0
Black or African American	455	411	418	25.3	23.2	23.2	16		16	3.5		3.8
Hispanic/Latino	1104	1130	1175	61.4	63.7	65.2	24		22	2.1		1.9
Two or More Races	--	--	--	≤5.0	≤5.0	≤5.0	0		0	.0		.0
White	93	91	--	5.2	5.1	≤5.0	0		3	.0		3.4
EML	481	531	471	26.7	29.9	26.1	9		11	1.9		2.3
FARMS	942	778	1196	52.4	43.9	66.3	25		19	2.3		1.6
Special Education	291	305	300	16.2	17.2	16.6	9		13	3.2		4.3

2021–2022 Reported Serious Incidents								
Description	Police Called		Description	Police Called		Description	Police Called	
	No	Yes		No	Yes		No	Yes
Academic Dishonesty	0	0	Drugs	0	0	Robbery, Strong-Armed	0	0
Accident	5	2	Extortion	0	0	Serious Injury	0	0
Alcohol	0	0	Fighting	1	4	Sex Related	0	4
Arrest	0	0	Fire, Not Arson	0	0	Suicide Related	0	1
Arson	0	0	Gang-Related Incident/Crime	0	0	Theft	1	0
Bomb	0	0	Hate Incident	0	0	Threat, Physical or Verbal	1	6
Bomb Threat	4	0	Malfunction, Essential Equip.	1	0	Vandalism	0	0
Bullying	0	1	Medical Assistance	13	1	Weapon	1	2
Bus	0	0	Missing Child	2	8	Weapon, Toy, Facsimile	0	0
Computer Abuse	0	2	Physical Assault/Attack	0	3	Other	1	0
Disruptive Behavior	0	2	Protective Services	0	0			

¹ Duplicated Count of Students

² Unduplicated Count of Students

³ Data suppressed (--) to comply with federal guidance (see Guidelines for Reporting Data on Page iii).

⁴ Due to the COVID-19 pandemic, the 2020–2021 suspension data is not published as the overall number of incidents was too small to be reported.

⁵ EML = Emergent Multilingual Learners, FARMS = Free and Reduced-price Meals System.

John F. Kennedy High School - #815

2021–2022 Bullying Incidents ⁶		2021–2022 Drills Conducted							
Number Reported	Number Confirmed	Fire	Evacuation	Reverse Evacuation	Shelter in Place	Drop, Cover, and Hold	Severe Weather	Active Assailant	Lockdown
3	3	5	1	1	1	1	1	1	1

2021–2022 Safety Incidents Requiring Alert Status							
Fire	Evacuation	Reverse Evacuation	Shelter in Place	Drop, Cover, and Hold	Severe Weather	Active Assailant	Lockdown
5	0	0	0	0	0	0	0

School Safety Programs	
Be Well 365 Restorative Justice Visitor Management System Wellness Center	

⁶ The number of reported bullying incidents may differ from the number of bullying incidents reported as a serious incident because an event is identified as a serious incident only if it results in or leads to the death or serious injury of any person on an MCPS site or conducting MCPS business; potential or actual disruption of the planned school day; or, any of the other criteria outlined in MCPS Regulation COB-RA *Reporting a Serious Incident* (see page 459). Additional information can be found in the glossary on page 445.

Col. Zadok Magruder High School - #510

Cluster Name: Col. Zadok Magruder

5939 Muncaster Mill Road Rockville, MD 20855

Office Phone: (240) 740-5550

School Hours: 7:45 - 2:30

www.montgomeryschoolsmd.org/schools/magruderhs/

Fax Number: (301) 840-4617

2021–2022 Number of Out-of-School Suspension Incidents Related to School Safety ^{1 3 5}									
	Arson Fire Explosives	Attack	Dangerous Substances	Disrespect Insubordination Disruption	Fighting	Theft	Threat	Weapons	Other
Total Incidents	0	6	10	7	18	0	4	3	0
Female	0	2	4	3	13	0	2	0	0
Male	0	4	6	4	5	0	2	3	0
Non-binary	--	--	--	--	--	--	--	--	--
Asian	0	0	0	0	0	0	0	0	0
Black or African American	0	4	1	3	6	0	2	1	0
Hispanic/Latino	0	1	6	3	7	0	1	1	0
Two or More Races	0	0	0	1	1	0	0	1	0
White	0	0	2	0	0	0	0	0	0
EML	0	0	0	1	4	0	1	1	0
FARMS	0	3	4	5	12	0	3	2	0
Special Education	0	0	4	3	5	0	0	1	0

Out-of-School Suspension Rate ^{2 3 5}												
	Total Students Enrolled			Percent Students Enrolled			Number Students Suspended			Percent Students Suspended		
	2020	2021	2022	2020	2021	2022	2020	2021	2022	2020	2021	2022
All Students	1678	1606	1614				34	See footnote 4.	43	2.0	See footnote 4	2.7
Female	799	781	753	47.6	48.6	46.7	8		22	1.0		2.9
Male	879	825	860	52.4	51.4	53.3	26		21	2.9		2.4
Non-binary	--	--	--	--	--	--	--		--	--		--
Asian	210	214	208	12.5	13.3	12.9	0		0	.0		.0
Black or African American	297	284	297	17.7	17.7	18.4	8		16	2.6		5.4
Hispanic/Latino	661	646	680	39.4	40.2	42.1	17		21	2.5		3.1
Two or More Races	--	--	--	≤5.0	≤5.0	≤5.0	2		3	2.7		4.6
White	433	382	359	25.8	23.8	22.2	7		3	1.6		.8
EML	192	212	225	11.4	13.2	13.9	3		7	1.5		3.1
FARMS	602	453	688	35.9	28.2	42.6	17		23	2.6		3.3
Special Education	217	216	202	12.9	13.4	12.5	10		11	4.6		5.4

2021–2022 Reported Serious Incidents								
Description	Police Called		Description	Police Called		Description	Police Called	
	No	Yes		No	Yes		No	Yes
Academic Dishonesty	0	0	Drugs	0	0	Robbery, Strong-Armed	0	0
Accident	1	0	Extortion	0	0	Serious Injury	0	0
Alcohol	0	0	Fighting	0	1	Sex Related	2	5
Arrest	0	0	Fire, Not Arson	0	0	Suicide Related	0	0
Arson	0	0	Gang-Related Incident/Crime	0	0	Theft	0	0
Bomb	0	0	Hate Incident	0	0	Threat, Physical or Verbal	1	0
Bomb Threat	0	0	Malfunction, Essential Equip.	0	0	Vandalism	0	0
Bullying	0	1	Medical Assistance	12	0	Weapon	0	2
Bus	0	0	Missing Child	0	0	Weapon, Toy, Facsimile	0	0
Computer Abuse	0	0	Physical Assault/Attack	0	0	Other	0	0
Disruptive Behavior	1	0	Protective Services	0	0			

¹ Duplicated Count of Students

² Unduplicated Count of Students

³ Data suppressed (--) to comply with federal guidance (see Guidelines for Reporting Data on Page iii).

⁴ Due to the COVID-19 pandemic, the 2020–2021 suspension data is not published as the overall number of incidents was too small to be reported.

⁵ EML = Emergent Multilingual Learners, FARMS = Free and Reduced-price Meals System.

Col. Zadok Magruder High School - #510

2021–2022 Bullying Incidents ⁶		2021–2022 Drills Conducted							
Number Reported	Number Confirmed	Fire	Evacuation	Reverse Evacuation	Shelter in Place	Drop, Cover, and Hold	Severe Weather	Active Assailant	Lockdown
0	0	4	1	1	1	1	1	1	1

2021–2022 Safety Incidents Requiring Alert Status							
Fire	Evacuation	Reverse Evacuation	Shelter in Place	Drop, Cover, and Hold	Severe Weather	Active Assailant	Lockdown
0	0	0	0	0	0	0	1

School Safety Programs	
Be Well 365 Visitor Management System	

⁶ The number of reported bullying incidents may differ from the number of bullying incidents reported as a serious incident because an event is identified as a serious incident only if it results in or leads to the death or serious injury of any person on an MCPS site or conducting MCPS business; potential or actual disruption of the planned school day; or, any of the other criteria outlined in MCPS Regulation COB-RA *Reporting a Serious Incident* (see page 459). Additional information can be found in the glossary on page 445.

Richard Montgomery High School - #201

Cluster Name: Richard Montgomery

250 Richard Montgomery Drive Rockville, MD 20852

Office Phone: (240) 740-6100

School Hours: 7:45 - 2:30

www.montgomeryschoolsmd.org/schools/rmhs/

Fax Number: (301) 279-8428

2021–2022 Number of Out-of-School Suspension Incidents Related to School Safety ^{1 3 5}									
	Arson Fire Explosives	Attack	Dangerous Substances	Disrespect Insubordination Disruption	Fighting	Theft	Threat	Weapons	Other
Total Incidents	0	13	5	12	19	0	6	1	0
Female	0	6	4	5	2	0	3	1	0
Male	0	7	1	7	17	0	3	0	0
Non-binary	--	--	--	--	--	--	--	--	--
Asian	0	2	2	0	0	0	0	0	0
Black or African American	0	6	0	7	7	0	2	0	0
Hispanic/Latino	0	5	3	1	4	0	0	0	0
Two or More Races	0	0	0	2	1	0	2	1	0
White	0	0	0	0	1	0	1	0	0
EML	0	0	2	0	2	0	0	0	0
FARMS	0	8	3	8	8	0	4	0	0
Special Education	0	3	1	6	8	0	1	0	0

Out-of-School Suspension Rate ^{2 3 5}												
	Total Students Enrolled			Percent Students Enrolled			Number Students Suspended			Percent Students Suspended		
	2020	2021	2022	2020	2021	2022	2020	2021	2022	2020	2021	2022
All Students	2501	2380	2366				33	See footnote 4.	41	1.3	See footnote 4	1.7
Female	1264	1209	1192	50.5	50.8	50.4	9		27	.7		2.3
Male	1237	1171	1165	49.5	49.2	49.2	24		14	1.9		1.2
Non-binary	--	--	--	--	--	--	--		--	--		--
Asian	621	582	578	24.8	24.5	24.4	0		2	.0		.3
Black or African American	427	392	364	17.1	16.5	15.4	17		20	4.0		5.5
Hispanic/Latino	597	566	586	23.9	23.8	24.8	12		13	2.0		2.2
Two or More Races	132	140	132	5.3	5.9	5.6	4		4	3.0		3.0
White	719	694	696	28.7	29.2	29.4	0		2	.0		.3
EML	223	232	219	8.9	9.7	9.3	3		5	1.4		2.3
FARMS	559	509	630	22.4	21.4	26.6	14		19	2.4		3.0
Special Education	177	186	178	7.1	7.8	7.5	11		16	6.5		9.0

2021–2022 Reported Serious Incidents								
Description	Police Called		Description	Police Called		Description	Police Called	
	No	Yes		No	Yes		No	Yes
Academic Dishonesty	0	0	Drugs	7	6	Robbery, Strong-Armed	0	0
Accident	1	4	Extortion	0	0	Serious Injury	0	0
Alcohol	0	0	Fighting	3	4	Sex Related	0	6
Arrest	0	0	Fire, Not Arson	0	0	Suicide Related	0	1
Arson	0	0	Gang-Related Incident/Crime	0	0	Theft	0	3
Bomb	0	0	Hate Incident	0	0	Threat, Physical or Verbal	1	6
Bomb Threat	0	0	Malfunction, Essential Equip.	1	1	Vandalism	0	0
Bullying	2	2	Medical Assistance	15	2	Weapon	1	4
Bus	0	0	Missing Child	0	2	Weapon, Toy, Facsimile	0	0
Computer Abuse	0	1	Physical Assault/Attack	2	2	Other	0	1
Disruptive Behavior	4	6	Protective Services	0	0			

¹ Duplicated Count of Students

² Unduplicated Count of Students

³ Data suppressed (--) to comply with federal guidance (see Guidelines for Reporting Data on Page iii).

⁴ Due to the COVID-19 pandemic, the 2020–2021 suspension data is not published as the overall number of incidents was too small to be reported.

⁵ EML = Emergent Multilingual Learners, FARMS = Free and Reduced-price Meals System.

Richard Montgomery High School - #201

2021–2022 Bullying Incidents ⁶		2021–2022 Drills Conducted							
Number Reported	Number Confirmed	Fire	Evacuation	Reverse Evacuation	Shelter in Place	Drop, Cover, and Hold	Severe Weather	Active Assailant	Lockdown
0	0	5	1	1	1	1	1	1	1

2021–2022 Safety Incidents Requiring Alert Status							
Fire	Evacuation	Reverse Evacuation	Shelter in Place	Drop, Cover, and Hold	Severe Weather	Active Assailant	Lockdown
2	0	0	1	0	0	0	0

School Safety Programs	
Be Well 365 Visitor Management System	

⁶ The number of reported bullying incidents may differ from the number of bullying incidents reported as a serious incident because an event is identified as a serious incident only if it results in or leads to the death or serious injury of any person on an MCPS site or conducting MCPS business; potential or actual disruption of the planned school day; or, any of the other criteria outlined in MCPS Regulation COB-RA *Reporting a Serious Incident* (see page 459). Additional information can be found in the glossary on page 445.

Northwest High School - #246

Cluster Name: Northwest
School Hours: 7:45 - 2:30

13501 Richter Farm Road Germantown, MD 20874
www.montgomeryschoolsmd.org/schools/northwesths/

Office Phone: (240) 740-7100
Fax Number: (301) 601-4662

2021–2022 Number of Out-of-School Suspension Incidents Related to School Safety ^{1 3 5}									
	Arson Fire Explosives	Attack	Dangerous Substances	Disrespect Insubordination Disruption	Fighting	Theft	Threat	Weapons	Other
Total Incidents	0	3	7	9	10	3	3	2	0
Female	0	0	0	5	5	0	1	0	0
Male	0	3	7	4	5	3	2	2	0
Non-binary	--	--	--	--	--	--	--	--	--
Asian	0	0	0	0	0	0	1	0	0
Black or African American	0	3	0	6	6	0	1	1	0
Hispanic/Latino	0	0	5	0	0	2	1	1	0
Two or More Races	0	0	1	0	3	0	0	0	0
White	0	0	1	0	0	1	0	0	0
EML	0	0	1	0	0	1	1	0	0
FARMS	0	2	5	5	7	3	2	1	0
Special Education	0	1	2	2	1	1	1	1	0

Out-of-School Suspension Rate ^{2 3 5}												
	Total Students Enrolled			Percent Students Enrolled			Number Students Suspended			Percent Students Suspended		
	2020	2021	2022	2020	2021	2022	2020	2021	2022	2020	2021	2022
All Students	2633	2602	2535				43	See footnote 4.	34	1.6	See footnote 4	1.3
Female	1324	1298	1233	50.3	49.9	48.6	14		25	1.1		2.0
Male	1309	1304	1298	49.7	50.1	51.2	29		9	2.2		.7
Non-binary	--	--	--	--	--	--	--		--	--		--
Asian	559	552	536	21.2	21.2	21.1	1		1	.2		.2
Black or African American	646	675	668	24.5	25.9	26.4	30		18	4.6		2.7
Hispanic/Latino	610	591	600	23.2	22.7	23.7	5		9	.8		1.5
Two or More Races	--	--	--	≤5.0	≤5.0	≤5.0	2		4	1.6		3.3
White	683	653	611	25.9	25.1	24.1	5		2	.7		.3
EML	--	--	--	≤5.0	≤5.0	≤5.0	2		2	2.3		1.6
FARMS	663	560	752	25.2	21.5	29.7	24		13	3.3		1.7
Special Education	242	236	219	9.2	9.1	8.6	14		11	6.3		5.0

2021–2022 Reported Serious Incidents								
Description	Police Called		Description	Police Called		Description	Police Called	
	No	Yes		No	Yes		No	Yes
Academic Dishonesty	0	0	Drugs	1	6	Robbery, Strong-Armed	0	0
Accident	1	0	Extortion	0	0	Serious Injury	0	0
Alcohol	0	1	Fighting	0	2	Sex Related	3	10
Arrest	0	0	Fire, Not Arson	0	0	Suicide Related	0	0
Arson	0	0	Gang-Related Incident/Crime	0	0	Theft	0	1
Bomb	0	0	Hate Incident	2	0	Threat, Physical or Verbal	0	5
Bomb Threat	0	0	Malfunction, Essential Equip.	1	0	Vandalism	0	1
Bullying	0	2	Medical Assistance	14	0	Weapon	1	0
Bus	0	0	Missing Child	0	3	Weapon, Toy, Facsimile	0	0
Computer Abuse	0	1	Physical Assault/Attack	0	2	Other	1	3
Disruptive Behavior	0	1	Protective Services	0	0			

¹ Duplicated Count of Students

² Unduplicated Count of Students

³ Data suppressed (--) to comply with federal guidance (see Guidelines for Reporting Data on Page iii).

⁴ Due to the COVID-19 pandemic, the 2020–2021 suspension data is not published as the overall number of incidents was too small to be reported.

⁵ EML = Emergent Multilingual Learners, FARMS = Free and Reduced-price Meals System.

Northwest High School - #246

2021–2022 Bullying Incidents ⁶		2021–2022 Drills Conducted							
Number Reported	Number Confirmed	Fire	Evacuation	Reverse Evacuation	Shelter in Place	Drop, Cover, and Hold	Severe Weather	Active Assailant	Lockdown
59	41	5	1	1	1	1	1	0	1

2021–2022 Safety Incidents Requiring Alert Status							
Fire	Evacuation	Reverse Evacuation	Shelter in Place	Drop, Cover, and Hold	Severe Weather	Active Assailant	Lockdown
2	0	0	0	0	0	0	0

School Safety Programs
Be Well 365 Restorative Justice Visitor Management System

⁶ The number of reported bullying incidents may differ from the number of bullying incidents reported as a serious incident because an event is identified as a serious incident only if it results in or leads to the death or serious injury of any person on an MCPS site or conducting MCPS business; potential or actual disruption of the planned school day; or, any of the other criteria outlined in MCPS Regulation COB-RA *Reporting a Serious Incident* (see page 459). Additional information can be found in the glossary on page 445.

Northwood High School - #796

Cluster Name: Downcounty Consortium
School Hours: 7:45 - 2:30

919 University Boulevard, West Silver Spring MD 20901
www.montgomeryschoolsmd.org/schools/northwoodhs/

Office Phone: (240) 740-6950
Fax Number: (301) 649-8285

2021–2022 Number of Out-of-School Suspension Incidents Related to School Safety ^{1 3 5}									
	Arson Fire Explosives	Attack	Dangerous Substances	Disrespect Insubordination Disruption	Fighting	Theft	Threat	Weapons	Other
Total Incidents	0	5	0	3	5	0	3	3	0
Female	0	3	0	1	3	0	1	0	0
Male	0	2	0	2	2	0	2	3	0
Non-binary	--	--	--	--	--	--	--	--	--
Asian	0	0	0	0	0	0	0	0	0
Black or African American	0	2	0	1	4	0	0	0	0
Hispanic/Latino	0	3	0	2	1	0	2	2	0
Two or More Races	0	0	0	0	0	0	0	0	0
White	0	0	0	0	0	0	0	1	0
EML	0	0	0	0	1	0	0	1	0
FARMS	0	5	0	1	2	0	2	2	0
Special Education	0	1	0	1	1	0	0	1	0

Out-of-School Suspension Rate ^{2 3 5}												
	Total Students Enrolled			Percent Students Enrolled			Number Students Suspended			Percent Students Suspended		
	2020	2021	2022	2020	2021	2022	2020	2021	2022	2020	2021	2022
All Students	1797	1730	1886				42	See footnote 4.	16	2.3	See footnote 4	.8
Female	933	898	964	51.9	51.9	51.1	16		11	1.7		1.1
Male	864	831	914	48.1	48.0	48.5	26		5	3.0		.5
Non-binary	--	--	--	--	--	--	--		--	--		--
Asian	--	--	103	≤5.0	≤5.0	5.5	1		0	1.2		.0
Black or African American	439	451	457	24.4	26.1	24.2	12		7	2.6		1.5
Hispanic/Latino	978	913	1050	54.4	52.8	55.7	25		8	2.6		.8
Two or More Races	--	--	--	≤5.0	≤5.0	≤5.0	0		0	.0		.0
White	243	223	224	13.5	12.9	11.9	4		1	1.6		.4
EML	435	370	483	24.2	21.4	25.6	13		3	3.4		.6
FARMS	946	648	1081	52.6	37.5	57.3	26		6	2.5		.6
Special Education	220	221	215	12.2	12.8	11.4	15		5	7.5		2.3

2021–2022 Reported Serious Incidents								
Description	Police Called		Description	Police Called		Description	Police Called	
	No	Yes		No	Yes		No	Yes
Academic Dishonesty	0	0	Drugs	1	9	Robbery, Strong-Armed	0	0
Accident	2	3	Extortion	0	0	Serious Injury	0	0
Alcohol	0	0	Fighting	0	2	Sex Related	3	7
Arrest	0	0	Fire, Not Arson	0	0	Suicide Related	0	3
Arson	0	0	Gang-Related Incident/Crime	0	0	Theft	0	2
Bomb	0	1	Hate Incident	1	0	Threat, Physical or Verbal	0	5
Bomb Threat	0	0	Malfunction, Essential Equip.	0	0	Vandalism	0	0
Bullying	0	2	Medical Assistance	9	1	Weapon	0	3
Bus	0	0	Missing Child	0	7	Weapon, Toy, Facsimile	0	0
Computer Abuse	0	0	Physical Assault/Attack	1	6	Other	1	4
Disruptive Behavior	0	2	Protective Services	0	0			

¹ Duplicated Count of Students

² Unduplicated Count of Students

³ Data suppressed (--) to comply with federal guidance (see Guidelines for Reporting Data on Page iii).

⁴ Due to the COVID-19 pandemic, the 2020–2021 suspension data is not published as the overall number of incidents was too small to be reported.

⁵ EML = Emergent Multilingual Learners, FARMS = Free and Reduced-price Meals System.

Northwood High School - #796

2021–2022 Bullying Incidents ⁶		2021–2022 Drills Conducted							
Number Reported	Number Confirmed	Fire	Evacuation	Reverse Evacuation	Shelter in Place	Drop, Cover, and Hold	Severe Weather	Active Assailant	Lockdown
0	0	4	1	1	1	0	1	1	1

2021–2022 Safety Incidents Requiring Alert Status							
Fire	Evacuation	Reverse Evacuation	Shelter in Place	Drop, Cover, and Hold	Severe Weather	Active Assailant	Lockdown
0	0	0	1	0	0	0	0

School Safety Programs	
Be Well 365 Restorative Justice Visitor Management System Wellness Center	

⁶ The number of reported bullying incidents may differ from the number of bullying incidents reported as a serious incident because an event is identified as a serious incident only if it results in or leads to the death or serious injury of any person on an MCPS site or conducting MCPS business; potential or actual disruption of the planned school day; or, any of the other criteria outlined in MCPS Regulation COB-RA *Reporting a Serious Incident* (see page 459). Additional information can be found in the glossary on page 445.

Paint Branch High School - #315

Cluster Name: Northeast Consortium

14121 Old Columbia Pike Burtonsville, MD 20866

Office Phone: (301) 388-9900

School Hours: 7:45 - 2:30

www.montgomeryschoolsmd.org/schools/paintbranchhs/

Fax Number: (301) 989-5609

2021–2022 Number of Out-of-School Suspension Incidents Related to School Safety ^{1 3 5}									
	Arson Fire Explosives	Attack	Dangerous Substances	Disrespect Insubordination Disruption	Fighting	Theft	Threat	Weapons	Other
Total Incidents	0	1	4	1	0	1	0	3	1
Female	0	0	0	0	0	1	0	0	0
Male	0	1	4	1	0	0	0	3	1
Non-binary	--	--	--	--	--	--	--	--	--
Asian	0	0	1	0	0	0	0	0	0
Black or African American	0	1	2	1	0	1	0	2	1
Hispanic/Latino	0	0	0	0	0	0	0	0	0
Two or More Races	0	0	0	0	0	0	0	0	0
White	0	0	0	0	0	0	0	0	0
EML	0	0	1	0	0	0	0	0	0
FARMS	0	0	2	1	0	1	0	2	0
Special Education	0	0	0	0	0	0	0	0	0

Out-of-School Suspension Rate ^{2 3 5}												
	Total Students Enrolled			Percent Students Enrolled			Number Students Suspended			Percent Students Suspended		
	2020	2021	2022	2020	2021	2022	2020	2021	2022	2020	2021	2022
All Students	1984	2043	2064				2	See footnote 4.	11	.1	See footnote 4	.5
Female	985	1036	1050	49.6	50.7	50.9	1		10	.1		1.0
Male	999	1007	1013	50.4	49.3	49.1	1		1	.1		.1
Non-binary	--	--	--	--	--	--	--		--	--		--
Asian	242	253	240	12.2	12.4	11.6	0		1	.0		.4
Black or African American	1191	1218	1219	60.0	59.6	59.1	2		9	.2		.7
Hispanic/Latino	404	439	480	20.4	21.5	23.3	0		1	.0		.2
Two or More Races	--	--	--	≤5.0	≤5.0	≤5.0	0		0	.0		.0
White	--	--	--	≤5.0	≤5.0	≤5.0	0		0	.0		.0
EML	--	128	139	≤5.0	6.3	6.7	0		2	.0		1.4
FARMS	797	800	1102	40.2	39.2	53.4	1		4	.1		.4
Special Education	219	236	235	11.0	11.6	11.4	0		1	.0		.4

2021–2022 Reported Serious Incidents								
Description	Police Called		Description	Police Called		Description	Police Called	
	No	Yes		No	Yes		No	Yes
Academic Dishonesty	0	0	Drugs	1	6	Robbery, Strong-Armed	0	0
Accident	1	0	Extortion	0	0	Serious Injury	3	0
Alcohol	0	0	Fighting	0	1	Sex Related	1	7
Arrest	0	0	Fire, Not Arson	0	0	Suicide Related	1	1
Arson	0	0	Gang-Related Incident/Crime	0	0	Theft	0	1
Bomb	0	0	Hate Incident	0	0	Threat, Physical or Verbal	1	4
Bomb Threat	1	0	Malfunction, Essential Equip.	2	0	Vandalism	0	0
Bullying	0	0	Medical Assistance	15	1	Weapon	1	5
Bus	0	0	Missing Child	0	0	Weapon, Toy, Facsimile	0	0
Computer Abuse	0	0	Physical Assault/Attack	0	1	Other	0	2
Disruptive Behavior	0	4	Protective Services	0	0			

¹ Duplicated Count of Students

² Unduplicated Count of Students

³ Data suppressed (--) to comply with federal guidance (see Guidelines for Reporting Data on Page iii).

⁴ Due to the COVID-19 pandemic, the 2020–2021 suspension data is not published as the overall number of incidents was too small to be reported.

⁵ EML = Emergent Multilingual Learners, FARMS = Free and Reduced-price Meals System.

Paint Branch High School - #315

2021–2022 Bullying Incidents ⁶		2021–2022 Drills Conducted							
Number Reported	Number Confirmed	Fire	Evacuation	Reverse Evacuation	Shelter in Place	Drop, Cover, and Hold	Severe Weather	Active Assailant	Lockdown
0	0	4	1	1	1	1	1	1	1

2021–2022 Safety Incidents Requiring Alert Status							
Fire	Evacuation	Reverse Evacuation	Shelter in Place	Drop, Cover, and Hold	Severe Weather	Active Assailant	Lockdown
5	0	0	0	0	0	0	0

School Safety Programs	
Be Well 365 Visitor Management System	

⁶ The number of reported bullying incidents may differ from the number of bullying incidents reported as a serious incident because an event is identified as a serious incident only if it results in or leads to the death or serious injury of any person on an MCPS site or conducting MCPS business; potential or actual disruption of the planned school day; or, any of the other criteria outlined in MCPS Regulation COB-RA *Reporting a Serious Incident* (see page 459). Additional information can be found in the glossary on page 445.

Poolesville High School - #152

Cluster Name: Poolesville

17501 West Willard Road Poolesville, MD 20837

Office Phone: (240) 740-2400

School Hours: 7:45 - 2:30

www.montgomeryschoolsmd.org/schools/poolesvillehs/

Fax Number: (301) 972-7943

2021–2022 Number of Out-of-School Suspension Incidents Related to School Safety ^{1 3 5}									
	Arson Fire Explosives	Attack	Dangerous Substances	Disrespect Insubordination Disruption	Fighting	Theft	Threat	Weapons	Other
Total Incidents	0	1	0	3	2	0	5	0	0
Female	0	0	0	2	0	0	0	0	0
Male	0	1	0	1	2	0	5	0	0
Non-binary	--	--	--	--	--	--	--	--	--
Asian	0	0	0	0	0	0	0	0	0
Black or African American	0	1	0	0	0	0	1	0	0
Hispanic/Latino	0	0	0	0	0	0	0	0	0
Two or More Races	0	0	0	0	0	0	0	0	0
White	0	0	0	3	2	0	1	0	0
EML	--	--	--	--	--	--	--	--	--
FARMS	0	1	0	2	0	0	0	0	0
Special Education	0	0	0	2	2	0	2	0	0

Out-of-School Suspension Rate ^{2 3 5}												
	Total Students Enrolled			Percent Students Enrolled			Number Students Suspended			Percent Students Suspended		
	2020	2021	2022	2020	2021	2022	2020	2021	2022	2020	2021	2022
All Students	1196	1231	1270				10	See footnote 4.	7	.8	See footnote 4	.6
Female	599	616	640	50.1	50.0	50.4	3		6	.5		.9
Male	597	615	629	49.9	50.0	49.5	7		1	1.2		.2
Non-binary	--	--	--	--	--	--	--		--	--		--
Asian	396	431	459	33.1	35.0	36.1	1		0	.3		.0
Black or African American	66	74	75	5.5	6.0	5.9	1		2	1.4		2.7
Hispanic/Latino	94	115	128	7.9	9.3	10.1	1		0	1.1		.0
Two or More Races	--	65	69	≤5.0	5.3	5.4	3		0	4.9		.0
White	576	543	537	48.2	44.1	42.3	4		5	.7		.9
EML	--	--	--	--	≤5.0	--	--		--	--		--
FARMS	82	72	112	6.9	5.8	8.8	2		1	2.0		.9
Special Education	76	77	75	6.4	6.3	5.9	3		4	4.3		5.3

2021–2022 Reported Serious Incidents								
Description	Police Called		Description	Police Called		Description	Police Called	
	No	Yes		No	Yes		No	Yes
Academic Dishonesty	0	0	Drugs	0	0	Robbery, Strong-Armed	0	0
Accident	2	0	Extortion	0	0	Serious Injury	0	0
Alcohol	0	0	Fighting	0	0	Sex Related	2	2
Arrest	0	0	Fire, Not Arson	0	0	Suicide Related	0	1
Arson	1	0	Gang-Related Incident/Crime	0	0	Theft	0	0
Bomb	0	0	Hate Incident	2	1	Threat, Physical or Verbal	0	4
Bomb Threat	0	0	Malfunction, Essential Equip.	1	0	Vandalism	0	0
Bullying	0	0	Medical Assistance	7	0	Weapon	0	1
Bus	0	0	Missing Child	0	0	Weapon, Toy, Facsimile	0	0
Computer Abuse	0	1	Physical Assault/Attack	1	0	Other	0	0
Disruptive Behavior	0	0	Protective Services	0	0			

¹ Duplicated Count of Students

² Unduplicated Count of Students

³ Data suppressed (--) to comply with federal guidance (see Guidelines for Reporting Data on Page iii).

⁴ Due to the COVID-19 pandemic, the 2020–2021 suspension data is not published as the overall number of incidents was too small to be reported.

⁵ EML = Emergent Multilingual Learners, FARMS = Free and Reduced-price Meals System.

Pooleville High School - #152

2021–2022 Bullying Incidents ⁶		2021–2022 Drills Conducted							
Number Reported	Number Confirmed	Fire	Evacuation	Reverse Evacuation	Shelter in Place	Drop, Cover, and Hold	Severe Weather	Active Assailant	Lockdown
12	7	8	1	1	1	1	1	1	1

2021–2022 Safety Incidents Requiring Alert Status							
Fire	Evacuation	Reverse Evacuation	Shelter in Place	Drop, Cover, and Hold	Severe Weather	Active Assailant	Lockdown
1	0	0	0	0	0	0	0

School Safety Programs	
Be Well 365 Visitor Management System	

⁶ The number of reported bullying incidents may differ from the number of bullying incidents reported as a serious incident because an event is identified as a serious incident only if it results in or leads to the death or serious injury of any person on an MCPS site or conducting MCPS business; potential or actual disruption of the planned school day; or, any of the other criteria outlined in MCPS Regulation COB-RA *Reporting a Serious Incident* (see page 459). Additional information can be found in the glossary on page 445.

Quince Orchard High School - #125

Cluster Name: Quince Orchard

15800 Quince Orchard Road Gaithersburg, MD 20878

Office Phone: (240) 740-3600

School Hours: 7:45 - 2:30

www.qohs.org/

Fax Number: (301) 840-4699

2021–2022 Number of Out-of-School Suspension Incidents Related to School Safety ^{1 3 5}									
	Arson Fire Explosives	Attack	Dangerous Substances	Disrespect Insubordination Disruption	Fighting	Theft	Threat	Weapons	Other
Total Incidents	0	7	11	0	9	0	1	2	0
Female	0	5	4	0	6	0	0	1	0
Male	0	2	7	0	3	0	1	1	0
Non-binary	--	--	--	--	--	--	--	--	--
Asian	0	0	0	0	1	0	0	1	0
Black or African American	0	1	2	0	1	0	0	0	0
Hispanic/Latino	0	2	5	0	5	0	0	1	0
Two or More Races	0	0	0	0	1	0	0	0	0
White	0	1	2	0	0	0	1	0	0
EML	0	0	3	0	1	0	0	0	0
FARMS	0	3	7	0	5	0	0	1	0
Special Education	0	1	2	0	2	0	0	1	0

Out-of-School Suspension Rate ^{2 3 5}												
	Total Students Enrolled			Percent Students Enrolled			Number Students Suspended			Percent Students Suspended		
	2020	2021	2022	2020	2021	2022	2020	2021	2022	2020	2021	2022
All Students	2152	2091	2113				43	See footnote 4.	32	2.0	See footnote 4	1.5
Female	1046	1001	989	48.6	47.9	46.8	9		17	.9		1.7
Male	1106	1089	1122	51.4	52.1	53.1	34		15	3.1		1.3
Non-binary	--	--	--	--	--	--	--		--	--		--
Asian	279	242	219	13.0	11.6	10.4	3		3	1.1		1.4
Black or African American	350	360	371	16.3	17.2	17.6	13		8	3.7		2.2
Hispanic/Latino	610	616	665	28.3	29.5	31.5	15		15	2.5		2.3
Two or More Races	--	--	--	≤5.0	≤5.0	≤5.0	2		2	2.2		2.2
White	820	784	762	38.1	37.5	36.1	10		4	1.2		.5
EML	224	239	252	10.4	11.4	11.9	7		4	3.6		1.6
FARMS	599	477	737	27.8	22.8	34.9	21		10	3.3		1.4
Special Education	236	231	227	11.0	11.0	10.7	12		7	5.3		3.1

2021–2022 Reported Serious Incidents								
Description	Police Called		Description	Police Called		Description	Police Called	
	No	Yes		No	Yes		No	Yes
Academic Dishonesty	0	0	Drugs	0	7	Robbery, Strong-Armed	0	0
Accident	2	0	Extortion	0	0	Serious Injury	0	0
Alcohol	0	0	Fighting	0	0	Sex Related	5	6
Arrest	0	0	Fire, Not Arson	0	0	Suicide Related	1	1
Arson	0	0	Gang-Related Incident/Crime	0	0	Theft	0	0
Bomb	0	0	Hate Incident	0	0	Threat, Physical or Verbal	0	3
Bomb Threat	0	0	Malfunction, Essential Equip.	0	0	Vandalism	0	2
Bullying	0	1	Medical Assistance	23	1	Weapon	0	3
Bus	0	0	Missing Child	0	3	Weapon, Toy, Facsimile	0	0
Computer Abuse	0	0	Physical Assault/Attack	1	2	Other	0	0
Disruptive Behavior	0	0	Protective Services	0	0			

¹ Duplicated Count of Students

² Unduplicated Count of Students

³ Data suppressed (--) to comply with federal guidance (see Guidelines for Reporting Data on Page iii).

⁴ Due to the COVID-19 pandemic, the 2020–2021 suspension data is not published as the overall number of incidents was too small to be reported.

⁵ EML = Emergent Multilingual Learners, FARMS = Free and Reduced-price Meals System.

Quince Orchard High School - #125

2021–2022 Bullying Incidents ⁶		2021–2022 Drills Conducted							
Number Reported	Number Confirmed	Fire	Evacuation	Reverse Evacuation	Shelter in Place	Drop, Cover, and Hold	Severe Weather	Active Assailant	Lockdown
0	0	5	1	1	1	1	1	0	1

2021–2022 Safety Incidents Requiring Alert Status							
Fire	Evacuation	Reverse Evacuation	Shelter in Place	Drop, Cover, and Hold	Severe Weather	Active Assailant	Lockdown
0	0	0	0	0	0	0	0

School Safety Programs
Be Well 365 Restorative Justice Visitor Management System

⁶ The number of reported bullying incidents may differ from the number of bullying incidents reported as a serious incident because an event is identified as a serious incident only if it results in or leads to the death or serious injury of any person on an MCPS site or conducting MCPS business; potential or actual disruption of the planned school day; or, any of the other criteria outlined in MCPS Regulation COB-RA *Reporting a Serious Incident* (see page 459). Additional information can be found in the glossary on page 445.

Rockville High School - #230

Cluster Name: Rockville
School Hours: 7:45 - 2:30

2100 Baltimore Road Rockville, MD 20851
www.montgomeryschoolsmd.org/schools/rockvillehs/

Office Phone: (240) 740-6600
Fax Number: (301) 517-8288

2021–2022 Number of Out-of-School Suspension Incidents Related to School Safety ^{1 3 5}									
	Arson Fire Explosives	Attack	Dangerous Substances	Disrespect Insubordination Disruption	Fighting	Theft	Threat	Weapons	Other
Total Incidents	0	4	0	2	8	0	1	0	0
Female	0	3	0	1	1	0	0	0	0
Male	0	1	0	1	7	0	1	0	0
Non-binary	--	--	--	--	--	--	--	--	--
Asian	0	1	0	1	0	0	0	0	0
Black or African American	0	1	0	0	2	0	0	0	0
Hispanic/Latino	0	0	0	1	2	0	0	0	0
Two or More Races	0	0	0	0	1	0	1	0	0
White	0	0	0	0	2	0	0	0	0
EML	0	0	0	0	0	0	0	0	0
FARMS	0	1	0	1	4	0	1	0	0
Special Education	0	1	0	0	4	0	0	0	0

Out-of-School Suspension Rate ^{2 3 5}												
	Total Students Enrolled			Percent Students Enrolled			Number Students Suspended			Percent Students Suspended		
	2020	2021	2022	2020	2021	2022	2020	2021	2022	2020	2021	2022
All Students	1459	1437	1445				16	See footnote 4.	16	1.1	See footnote 4	1.1
Female	669	652	665	45.9	45.4	46.0	3		11	.5		1.7
Male	790	785	779	54.1	54.6	53.9	13		5	1.6		.6
Non-binary	--	--	--	--	--	--	--		--	--		--
Asian	157	160	163	10.8	11.1	11.3	1		2	.6		1.2
Black or African American	197	213	209	13.5	14.8	14.5	4		5	2.1		2.4
Hispanic/Latino	605	604	647	41.5	42.0	44.8	8		4	1.3		.6
Two or More Races	--	--	--	≤5.0	≤5.0	≤5.0	1		3	1.8		5.2
White	439	402	365	30.1	28.0	25.3	2		2	.5		.5
EML	203	195	216	13.9	13.6	14.9	4		1	2.1		.5
FARMS	450	344	583	30.8	23.9	40.3	10		7	2.2		1.2
Special Education	248	285	284	17.0	19.8	19.7	5		7	2.1		2.5

2021–2022 Reported Serious Incidents								
Description	Police Called		Description	Police Called		Description	Police Called	
	No	Yes		No	Yes		No	Yes
Academic Dishonesty	0	0	Drugs	1	5	Robbery, Strong-Armed	0	0
Accident	3	1	Extortion	0	0	Serious Injury	0	0
Alcohol	0	0	Fighting	1	4	Sex Related	1	4
Arrest	1	1	Fire, Not Arson	0	0	Suicide Related	17	1
Arson	0	0	Gang-Related Incident/Crime	0	0	Theft	0	0
Bomb	0	0	Hate Incident	0	0	Threat, Physical or Verbal	0	4
Bomb Threat	0	0	Malfunction, Essential Equip.	0	0	Vandalism	0	1
Bullying	0	1	Medical Assistance	13	1	Weapon	1	1
Bus	0	0	Missing Child	0	0	Weapon, Toy, Facsimile	0	0
Computer Abuse	0	0	Physical Assault/Attack	0	2	Other	2	4
Disruptive Behavior	0	3	Protective Services	0	0			

¹ Duplicated Count of Students

² Unduplicated Count of Students

³ Data suppressed (--) to comply with federal guidance (see Guidelines for Reporting Data on Page iii).

⁴ Due to the COVID-19 pandemic, the 2020–2021 suspension data is not published as the overall number of incidents was too small to be reported.

⁵ EML = Emergent Multilingual Learners, FARMS = Free and Reduced-price Meals System.

Rockville High School - #230

2021–2022 Bullying Incidents ⁶		2021–2022 Drills Conducted							
Number Reported	Number Confirmed	Fire	Evacuation	Reverse Evacuation	Shelter in Place	Drop, Cover, and Hold	Severe Weather	Active Assailant	Lockdown
5	3	5	1	1	1	1	1	1	1

2021–2022 Safety Incidents Requiring Alert Status							
Fire	Evacuation	Reverse Evacuation	Shelter in Place	Drop, Cover, and Hold	Severe Weather	Active Assailant	Lockdown
1	0	0	1	0	0	0	0

School Safety Programs	
Be Well 365 Visitor Management System	

⁶ The number of reported bullying incidents may differ from the number of bullying incidents reported as a serious incident because an event is identified as a serious incident only if it results in or leads to the death or serious injury of any person on an MCPS site or conducting MCPS business; potential or actual disruption of the planned school day; or, any of the other criteria outlined in MCPS Regulation COB-RA *Reporting a Serious Incident* (see page 459). Additional information can be found in the glossary on page 445.

Seneca Valley High School - #104

Cluster Name: Seneca Valley

19401 Crystal Rock Drive Germantown, MD 20874

Office Phone: (240) 740-6400

School Hours: 7:45 - 2:30

www.montgomeryschoolsmd.org/schools/senecavalleyhs/

Fax Number: (301) 353-8004

2021–2022 Number of Out-of-School Suspension Incidents Related to School Safety ^{1 3 5}									
	Arson Fire Explosives	Attack	Dangerous Substances	Disrespect Insubordination Disruption	Fighting	Theft	Threat	Weapons	Other
Total Incidents	0	13	13	7	31	0	1	3	0
Female	0	7	1	2	20	0	0	0	0
Male	0	6	12	5	11	0	1	3	0
Non-binary	--	--	--	--	--	--	--	--	--
Asian	0	0	0	0	0	0	0	0	0
Black or African American	0	8	9	3	20	0	1	1	0
Hispanic/Latino	0	0	2	0	3	0	0	0	0
Two or More Races	0	1	0	2	0	0	0	0	0
White	0	0	0	0	1	0	0	0	0
EML	0	0	0	0	2	0	0	0	0
FARMS	0	6	9	4	19	0	1	1	0
Special Education	0	0	2	0	5	0	0	1	0

Out-of-School Suspension Rate ^{2 3 5}												
	Total Students Enrolled			Percent Students Enrolled			Number Students Suspended			Percent Students Suspended		
	2020	2021	2022	2020	2021	2022	2020	2021	2022	2020	2021	2022
All Students	1240	1637	2004				59	See footnote 4.	61	4.8	See footnote 4	3.0
Female	603	805	972	48.6	49.2	48.5	16		34	2.6		3.5
Male	637	832	1030	51.4	50.8	51.4	43		27	6.8		2.6
Non-binary	--	--	--	--	--	--	--		--	--		--
Asian	128	167	199	10.3	10.2	9.9	1		0	.8		.0
Black or African American	451	615	763	36.4	37.6	38.1	44		45	9.8		5.9
Hispanic/Latino	444	558	690	35.8	34.1	34.4	8		9	1.8		1.3
Two or More Races	--	84	--	≤5.0	5.1	≤5.0	3		6	6.1		6.1
White	168	208	249	13.5	12.7	12.4	3		1	1.7		.4
EML	175	201	235	14.1	12.3	11.7	3		3	1.8		1.3
FARMS	570	556	986	46.0	34.0	49.2	37		35	6.1		3.5
Special Education	181	247	284	14.6	15.1	14.2	8		11	4.7		3.9

2021–2022 Reported Serious Incidents								
Description	Police Called		Description	Police Called		Description	Police Called	
	No	Yes		No	Yes		No	Yes
Academic Dishonesty	0	0	Drugs	1	12	Robbery, Strong-Armed	0	0
Accident	1	1	Extortion	0	1	Serious Injury	0	0
Alcohol	0	0	Fighting	1	4	Sex Related	3	3
Arrest	0	0	Fire, Not Arson	0	0	Suicide Related	0	0
Arson	0	0	Gang-Related Incident/Crime	0	0	Theft	1	0
Bomb	0	0	Hate Incident	0	0	Threat, Physical or Verbal	0	3
Bomb Threat	1	3	Malfunction, Essential Equip.	1	0	Vandalism	0	0
Bullying	1	0	Medical Assistance	13	0	Weapon	0	9
Bus	0	0	Missing Child	0	2	Weapon, Toy, Facsimile	0	0
Computer Abuse	1	1	Physical Assault/Attack	2	5	Other	0	6
Disruptive Behavior	0	2	Protective Services	0	0			

¹ Duplicated Count of Students

² Unduplicated Count of Students

³ Data suppressed (--) to comply with federal guidance (see Guidelines for Reporting Data on Page iii).

⁴ Due to the COVID-19 pandemic, the 2020–2021 suspension data is not published as the overall number of incidents was too small to be reported.

⁵ EML = Emergent Multilingual Learners, FARMS = Free and Reduced-price Meals System.

Seneca Valley High School - #104

2021–2022 Bullying Incidents ⁶		2021–2022 Drills Conducted							
Number Reported	Number Confirmed	Fire	Evacuation	Reverse Evacuation	Shelter in Place	Drop, Cover, and Hold	Severe Weather	Active Assailant	Lockdown
3	2	5	1	1	1	1	1	1	1

2021–2022 Safety Incidents Requiring Alert Status							
Fire	Evacuation	Reverse Evacuation	Shelter in Place	Drop, Cover, and Hold	Severe Weather	Active Assailant	Lockdown
2	1	0	1	0	0	0	0

School Safety Programs	
Be Well 365 Restorative Justice Visitor Management System Wellness Center	

⁶ The number of reported bullying incidents may differ from the number of bullying incidents reported as a serious incident because an event is identified as a serious incident only if it results in or leads to the death or serious injury of any person on an MCPS site or conducting MCPS business; potential or actual disruption of the planned school day; or, any of the other criteria outlined in MCPS Regulation COB-RA *Reporting a Serious Incident* (see page 459). Additional information can be found in the glossary on page 445.

Sherwood High School - #503

Cluster Name: Sherwood
School Hours: 7:45 - 2:30

300 Olney-Sandy Spring Road Sandy Spring, MD 20860
www.montgomeryschoolsmd.org/schools/sherwoodhs/

Office Phone: (301) 924-3200
Fax Number: (301) 924-3220

2021–2022 Number of Out-of-School Suspension Incidents Related to School Safety ^{1 3 5}									
	Arson Fire Explosives	Attack	Dangerous Substances	Disrespect Insubordination Disruption	Fighting	Theft	Threat	Weapons	Other
Total Incidents	0	13	36	19	14	1	3	0	0
Female	0	0	10	6	0	1	0	0	0
Male	0	13	26	13	14	0	3	0	0
Non-binary	--	--	--	--	--	--	--	--	--
Asian	0	1	3	2	0	0	0	0	0
Black or African American	0	11	8	12	8	0	2	0	0
Hispanic/Latino	0	0	10	3	3	0	1	0	0
Two or More Races	0	0	0	1	2	0	0	0	0
White	0	1	10	0	0	1	0	0	0
EML	0	0	2	1	0	0	1	0	0
FARMS	0	9	14	12	8	0	2	0	0
Special Education	0	6	2	3	2	1	1	0	0

Out-of-School Suspension Rate ^{2 3 5}												
	Total Students Enrolled			Percent Students Enrolled			Number Students Suspended			Percent Students Suspended		
	2020	2021	2022	2020	2021	2022	2020	2021	2022	2020	2021	2022
All Students	1975	1901	1766				53	See footnote 4.	61	2.7	See footnote 4	3.5
Female	954	902	819	48.3	47.4	46.4	18		46	1.9		5.6
Male	1021	998	941	51.7	52.5	53.3	35		15	3.5		1.6
Non-binary	--	--	--	--	--	--	--		--	--		--
Asian	223	226	208	11.3	11.9	11.8	5		4	2.2		1.9
Black or African American	314	295	274	15.9	15.5	15.5	19		24	6.1		8.8
Hispanic/Latino	388	355	331	19.6	18.7	18.7	11		17	3.0		5.1
Two or More Races	--	--	90	≤5.0	≤5.0	5.1	3		3	3.0		3.3
White	953	931	863	48.3	49.0	48.9	15		13	1.6		1.5
EML	259	206	121	13.1	10.8	6.9	9		6	3.9		5.0
FARMS	335	244	316	17.0	12.8	17.9	20		16	5.6		5.1
Special Education	170	189	202	8.6	9.9	11.4	10		13	6.3		6.4

2021–2022 Reported Serious Incidents								
Description	Police Called		Description	Police Called		Description	Police Called	
	No	Yes		No	Yes		No	Yes
Academic Dishonesty	0	0	Drugs	0	0	Robbery, Strong-Armed	0	0
Accident	1	1	Extortion	0	0	Serious Injury	0	0
Alcohol	0	0	Fighting	0	0	Sex Related	1	3
Arrest	0	0	Fire, Not Arson	0	0	Suicide Related	0	1
Arson	0	0	Gang-Related Incident/Crime	0	0	Theft	0	0
Bomb	0	0	Hate Incident	1	0	Threat, Physical or Verbal	0	2
Bomb Threat	1	0	Malfunction, Essential Equip.	0	0	Vandalism	0	0
Bullying	0	0	Medical Assistance	7	0	Weapon	0	0
Bus	0	0	Missing Child	1	0	Weapon, Toy, Facsimile	0	0
Computer Abuse	0	0	Physical Assault/Attack	0	0	Other	1	0
Disruptive Behavior	0	0	Protective Services	0	0			

¹ Duplicated Count of Students

² Unduplicated Count of Students

³ Data suppressed (--) to comply with federal guidance (see Guidelines for Reporting Data on Page iii).

⁴ Due to the COVID-19 pandemic, the 2020–2021 suspension data is not published as the overall number of incidents was too small to be reported.

⁵ EML = Emergent Multilingual Learners, FARMS = Free and Reduced-price Meals System.

Sherwood High School - #503

2021–2022 Bullying Incidents ⁶		2021–2022 Drills Conducted							
Number Reported	Number Confirmed	Fire	Evacuation	Reverse Evacuation	Shelter in Place	Drop, Cover, and Hold	Severe Weather	Active Assailant	Lockdown
10	10	6	1	1	0	1	1	0	1

2021–2022 Safety Incidents Requiring Alert Status							
Fire	Evacuation	Reverse Evacuation	Shelter in Place	Drop, Cover, and Hold	Severe Weather	Active Assailant	Lockdown
2	0	0	0	0	0	0	0

School Safety Programs	
Be Well 365 Visitor Management System	

⁶ The number of reported bullying incidents may differ from the number of bullying incidents reported as a serious incident because an event is identified as a serious incident only if it results in or leads to the death or serious injury of any person on an MCPS site or conducting MCPS business; potential or actual disruption of the planned school day; or, any of the other criteria outlined in MCPS Regulation COB-RA *Reporting a Serious Incident* (see page 459). Additional information can be found in the glossary on page 445.

Springbrook High School - #798

Cluster Name: Northeast Consortium

201 Valley Brook Drive Silver Spring, MD 20904

Office Phone: (240) 740-3800

School Hours: 7:45 - 2:30

www.montgomeryschoolsmd.org/schools/springbrookhs/

Fax Number: (301) 622-1875

2021–2022 Number of Out-of-School Suspension Incidents Related to School Safety ^{1 3 5}									
	Arson Fire Explosives	Attack	Dangerous Substances	Disrespect Insubordination Disruption	Fighting	Theft	Threat	Weapons	Other
Total Incidents	0	1	1	3	5	0	1	0	0
Female	0	0	0	0	0	0	0	0	0
Male	0	1	1	3	5	0	1	0	0
Non-binary	--	--	--	--	--	--	--	--	--
Asian	0	0	1	0	0	0	0	0	0
Black or African American	0	0	0	2	1	0	1	0	0
Hispanic/Latino	0	0	0	1	4	0	0	0	0
Two or More Races	0	0	0	0	0	0	0	0	0
White	0	0	0	0	0	0	0	0	0
EML	0	0	0	0	2	0	0	0	0
FARMS	0	0	0	3	4	0	1	0	0
Special Education	0	0	0	0	0	0	0	0	0

Out-of-School Suspension Rate ^{2 3 5}												
	Total Students Enrolled			Percent Students Enrolled			Number Students Suspended			Percent Students Suspended		
	2020	2021	2022	2020	2021	2022	2020	2021	2022	2020	2021	2022
All Students	1731	1677	1718				34	See footnote 4.	10	1.9	See footnote 4	.6
Female	734	697	722	42.4	41.6	42.0	5		10	.7		1.4
Male	997	980	993	57.6	58.4	57.8	29		0	2.9		.0
Non-binary	--	--	--	--	--	--	--		--	--		--
Asian	223	217	177	12.9	12.9	10.3	1		1	.5		.6
Black or African American	660	654	652	38.1	39.0	38.0	18		3	2.7		.5
Hispanic/Latino	693	659	748	40.0	39.3	43.5	12		6	1.7		.8
Two or More Races	--	--	--	≤5.0	≤5.0	≤5.0	2		0	4.3		.0
White	105	99	94	6.1	5.9	5.5	1		0	.9		.0
EML	325	342	356	18.8	20.4	20.7	9		4	2.9		1.1
FARMS	926	735	966	53.5	43.8	56.2	19		3	1.9		.3
Special Education	173	139	141	10.0	8.3	8.2	7		0	4.3		.0

2021–2022 Reported Serious Incidents								
Description	Police Called		Description	Police Called		Description	Police Called	
	No	Yes		No	Yes		No	Yes
Academic Dishonesty	0	0	Drugs	0	8	Robbery, Strong-Armed	0	0
Accident	0	0	Extortion	0	0	Serious Injury	0	0
Alcohol	0	0	Fighting	0	2	Sex Related	2	7
Arrest	0	0	Fire, Not Arson	0	0	Suicide Related	1	3
Arson	0	0	Gang-Related Incident/Crime	0	0	Theft	0	1
Bomb	0	0	Hate Incident	0	0	Threat, Physical or Verbal	0	5
Bomb Threat	0	0	Malfunction, Essential Equip.	0	0	Vandalism	0	1
Bullying	0	1	Medical Assistance	17	1	Weapon	1	3
Bus	0	0	Missing Child	0	7	Weapon, Toy, Facsimile	0	0
Computer Abuse	0	0	Physical Assault/Attack	0	4	Other	0	0
Disruptive Behavior	1	4	Protective Services	0	0			

¹ Duplicated Count of Students

² Unduplicated Count of Students

³ Data suppressed (--) to comply with federal guidance (see Guidelines for Reporting Data on Page iii).

⁴ Due to the COVID-19 pandemic, the 2020–2021 suspension data is not published as the overall number of incidents was too small to be reported.

⁵ EML = Emergent Multilingual Learners, FARMS = Free and Reduced-price Meals System.

Springbrook High School - #798

2021–2022 Bullying Incidents ⁶		2021–2022 Drills Conducted							
Number Reported	Number Confirmed	Fire	Evacuation	Reverse Evacuation	Shelter in Place	Drop, Cover, and Hold	Severe Weather	Active Assailant	Lockdown
0	0	5	0	0	1	0	1	0	1

2021–2022 Safety Incidents Requiring Alert Status							
Fire	Evacuation	Reverse Evacuation	Shelter in Place	Drop, Cover, and Hold	Severe Weather	Active Assailant	Lockdown
1	0	0	0	0	0	0	0

School Safety Programs	
Be Well 365 Visitor Management System	

⁶ The number of reported bullying incidents may differ from the number of bullying incidents reported as a serious incident because an event is identified as a serious incident only if it results in or leads to the death or serious injury of any person on an MCPS site or conducting MCPS business; potential or actual disruption of the planned school day; or, any of the other criteria outlined in MCPS Regulation COB-RA *Reporting a Serious Incident* (see page 459). Additional information can be found in the glossary on page 445.

Watkins Mill High School - #545

Cluster Name: Watkins Mill
School Hours: 7:45 - 2:30

10301 Apple Ridge Road Gaithersburg, MD 20879
www.montgomeryschoolsmd.org/schools/watkinsmillhs/

Office Phone: (301) 284-4400
Fax Number: (301) 840-3980

2021–2022 Number of Out-of-School Suspension Incidents Related to School Safety ^{1 3 5}									
	Arson Fire Explosives	Attack	Dangerous Substances	Disrespect Insubordination Disruption	Fighting	Theft	Threat	Weapons	Other
Total Incidents	1	7	7	7	28	1	4	1	0
Female	0	6	2	7	13	0	1	0	0
Male	1	1	5	0	15	1	3	1	0
Non-binary	--	--	--	--	--	--	--	--	--
Asian	0	0	1	0	2	0	1	0	0
Black or African American	0	5	4	4	8	1	3	0	0
Hispanic/Latino	1	1	2	3	15	0	0	1	0
Two or More Races	0	0	0	0	0	0	0	0	0
White	0	0	0	0	0	0	0	0	0
EML	0	0	1	0	7	0	0	1	0
FARMS	0	6	4	5	22	1	2	0	0
Special Education	0	0	3	0	1	0	3	0	0

Out-of-School Suspension Rate ^{2 3 5}												
	Total Students Enrolled			Percent Students Enrolled			Number Students Suspended			Percent Students Suspended		
	2020	2021	2022	2020	2021	2022	2020	2021	2022	2020	2021	2022
All Students	1632	1595	1661				34	See footnote 4.	42	2.1	See footnote 4	2.5
Female	760	726	758	46.6	45.5	45.6	14		22	1.9		2.9
Male	872	869	901	53.4	54.5	54.2	20		20	2.4		2.2
Non-binary	--	--	--	--	--	--	--		--	--		--
Asian	148	151	161	9.1	9.5	9.7	1		4	.7		2.5
Black or African American	439	410	377	26.9	25.7	22.7	17		16	4.0		4.2
Hispanic/Latino	886	886	993	54.3	55.5	59.8	14		22	1.6		2.2
Two or More Races	--	--	--	≤5.0	≤5.0	≤5.0	2		0	3.9		.0
White	107	102	86	6.6	6.4	5.2	0		0	.0		.0
EML	418	436	500	25.6	27.3	30.1	9		8	2.4		1.6
FARMS	929	771	1083	56.9	48.3	65.2	26		24	2.6		2.2
Special Education	234	228	217	14.3	14.3	13.1	4		5	1.8		2.3

2021–2022 Reported Serious Incidents								
Description	Police Called		Description	Police Called		Description	Police Called	
	No	Yes		No	Yes		No	Yes
Academic Dishonesty	0	0	Drugs	0	5	Robbery, Strong-Armed	0	0
Accident	3	1	Extortion	0	1	Serious Injury	0	0
Alcohol	0	0	Fighting	0	3	Sex Related	1	4
Arrest	0	0	Fire, Not Arson	0	0	Suicide Related	3	1
Arson	0	0	Gang-Related Incident/Crime	0	0	Theft	0	2
Bomb	0	0	Hate Incident	0	0	Threat, Physical or Verbal	1	6
Bomb Threat	2	0	Malfunction, Essential Equip.	0	0	Vandalism	0	1
Bullying	0	2	Medical Assistance	10	2	Weapon	1	1
Bus	0	0	Missing Child	1	4	Weapon, Toy, Facsimile	0	0
Computer Abuse	0	2	Physical Assault/Attack	1	2	Other	0	1
Disruptive Behavior	1	5	Protective Services	0	0			

¹ Duplicated Count of Students

² Unduplicated Count of Students

³ Data suppressed (--) to comply with federal guidance (see Guidelines for Reporting Data on Page iii).

⁴ Due to the COVID-19 pandemic, the 2020–2021 suspension data is not published as the overall number of incidents was too small to be reported.

⁵ EML = Emergent Multilingual Learners, FARMS = Free and Reduced-price Meals System.

Watkins Mill High School - #545

2021–2022 Bullying Incidents ⁶		2021–2022 Drills Conducted							
Number Reported	Number Confirmed	Fire	Evacuation	Reverse Evacuation	Shelter in Place	Drop, Cover, and Hold	Severe Weather	Active Assailant	Lockdown
0	0	5	1	1	1	1	1	1	1

2021–2022 Safety Incidents Requiring Alert Status							
Fire	Evacuation	Reverse Evacuation	Shelter in Place	Drop, Cover, and Hold	Severe Weather	Active Assailant	Lockdown
2	0	0	0	0	0	0	0

School Safety Programs	
Be Well 365 Visitor Management System Wellness Center	

⁶ The number of reported bullying incidents may differ from the number of bullying incidents reported as a serious incident because an event is identified as a serious incident only if it results in or leads to the death or serious injury of any person on an MCPS site or conducting MCPS business; potential or actual disruption of the planned school day; or, any of the other criteria outlined in MCPS Regulation COB-RA *Reporting a Serious Incident* (see page 459). Additional information can be found in the glossary on page 445.

Wheaton High School - #782

Cluster Name: Downcounty Consortium

12401 Dalewood Drive Silver Spring, MD 20906

Office Phone: (301) 321-3400

School Hours: 7:45 - 2:30

www.montgomeryschoolsmd.org/schools/wheatonhs/

Fax Number: (301) 942-8015

2021–2022 Number of Out-of-School Suspension Incidents Related to School Safety ^{1 3 5}									
	Arson Fire Explosives	Attack	Dangerous Substances	Disrespect Insubordination Disruption	Fighting	Theft	Threat	Weapons	Other
Total Incidents	0	5	1	0	2	0	2	1	0
Female	0	1	0	0	1	0	0	0	0
Male	0	4	1	0	1	0	2	1	0
Non-binary	--	--	--	--	--	--	--	--	--
Asian	0	0	0	0	0	0	0	0	0
Black or African American	0	2	0	0	1	0	1	0	0
Hispanic/Latino	0	2	1	0	1	0	0	1	0
Two or More Races	0	0	0	0	0	0	0	0	0
White	0	0	0	0	0	0	0	0	0
EML	0	2	0	0	1	0	0	0	0
FARMS	0	4	1	0	2	0	1	1	0
Special Education	0	0	0	0	1	0	1	0	0

Out-of-School Suspension Rate ^{2 3 5}												
	Total Students Enrolled			Percent Students Enrolled			Number Students Suspended			Percent Students Suspended		
	2020	2021	2022	2020	2021	2022	2020	2021	2022	2020	2021	2022
All Students	2189	2277	2440				45	See footnote 4.	10	2.0	See footnote 4	.4
Female	878	942	996	40.1	41.4	40.8	10		8	1.1		.8
Male	1311	1334	1442	59.9	58.6	59.1	35		2	2.7		.1
Non-binary	--	--	--	--	--	--	--		--	--		--
Asian	244	268	271	11.1	11.8	11.1	2		0	.8		.0
Black or African American	433	462	466	19.8	20.3	19.1	18		4	4.1		.9
Hispanic/Latino	1261	1269	1400	57.6	55.7	57.4	23		6	1.8		.4
Two or More Races	--	--	--	≤5.0	≤5.0	≤5.0	1		0	2.0		.0
White	201	217	241	9.2	9.5	9.9	1		0	.5		.0
EML	495	481	512	22.6	21.1	21.0	7		4	1.5		.8
FARMS	1115	902	1368	50.9	39.6	56.1	32		6	2.7		.4
Special Education	201	193	237	9.2	8.5	9.7	12		2	6.2		.8

2021–2022 Reported Serious Incidents								
Description	Police Called		Description	Police Called		Description	Police Called	
	No	Yes		No	Yes		No	Yes
Academic Dishonesty	0	0	Drugs	1	6	Robbery, Strong-Armed	0	0
Accident	1	0	Extortion	0	0	Serious Injury	0	0
Alcohol	0	1	Fighting	0	2	Sex Related	2	3
Arrest	2	0	Fire, Not Arson	0	0	Suicide Related	1	2
Arson	0	0	Gang-Related Incident/Crime	0	0	Theft	0	0
Bomb	0	0	Hate Incident	0	1	Threat, Physical or Verbal	0	4
Bomb Threat	0	1	Malfunction, Essential Equip.	0	0	Vandalism	0	0
Bullying	0	1	Medical Assistance	12	0	Weapon	0	4
Bus	0	0	Missing Child	0	2	Weapon, Toy, Facsimile	0	0
Computer Abuse	0	0	Physical Assault/Attack	0	5	Other	0	0
Disruptive Behavior	0	1	Protective Services	0	0			

¹ Duplicated Count of Students

² Unduplicated Count of Students

³ Data suppressed (--) to comply with federal guidance (see Guidelines for Reporting Data on Page iii).

⁴ Due to the COVID-19 pandemic, the 2020–2021 suspension data is not published as the overall number of incidents was too small to be reported.

⁵ EML = Emergent Multilingual Learners, FARMS = Free and Reduced-price Meals System.

Wheaton High School - #782

2021–2022 Bullying Incidents ⁶		2021–2022 Drills Conducted							
Number Reported	Number Confirmed	Fire	Evacuation	Reverse Evacuation	Shelter in Place	Drop, Cover, and Hold	Severe Weather	Active Assailant	Lockdown
1	0	5	1	1	1	1	1	1	1

2021–2022 Safety Incidents Requiring Alert Status							
Fire	Evacuation	Reverse Evacuation	Shelter in Place	Drop, Cover, and Hold	Severe Weather	Active Assailant	Lockdown
0	0	0	0	0	0	0	0

School Safety Programs	
Be Well 365 Visitor Management System Wellness Center	

⁶ The number of reported bullying incidents may differ from the number of bullying incidents reported as a serious incident because an event is identified as a serious incident only if it results in or leads to the death or serious injury of any person on an MCPS site or conducting MCPS business; potential or actual disruption of the planned school day; or, any of the other criteria outlined in MCPS Regulation COB-RA *Reporting a Serious Incident* (see page 459). Additional information can be found in the glossary on page 445.

Walt Whitman High School - #427

Cluster Name: Walt Whitman

7100 Whittier Boulevard Bethesda, MD 20817

Office Phone: (240) 740-4800

School Hours: 7:45 - 2:30

www.montgomeryschoolsmd.org/schools/whitmanhs/

Fax Number: (301) 320-6594

2021–2022 Number of Out-of-School Suspension Incidents Related to School Safety ^{1 3 5}									
	Arson Fire Explosives	Attack	Dangerous Substances	Disrespect Insubordination Disruption	Fighting	Theft	Threat	Weapons	Other
Total Incidents	0	0	0	0	0	0	0	1	0
Female	0	0	0	0	0	0	0	0	0
Male	0	0	0	0	0	0	0	1	0
Non-binary	--	--	--	--	--	--	--	--	--
Asian	0	0	0	0	0	0	0	0	0
Black or African American	0	0	0	0	0	0	0	0	0
Hispanic/Latino	0	0	0	0	0	0	0	0	0
Two or More Races	0	0	0	0	0	0	0	0	0
White	0	0	0	0	0	0	0	1	0
EML	0	0	0	0	0	0	0	0	0
FARMS	0	0	0	0	0	0	0	0	0
Special Education	0	0	0	0	0	0	0	1	0

Out-of-School Suspension Rate ^{2 3 5}												
	Total Students Enrolled			Percent Students Enrolled			Number Students Suspended			Percent Students Suspended		
	2020	2021	2022	2020	2021	2022	2020	2021	2022	2020	2021	2022
All Students	2034	1955	2000				8	See footnote 4.	1	.4	See footnote 4	.1
Female	1000	937	947	49.2	47.9	47.4	0		1	.0		.1
Male	1034	1018	1050	50.8	52.1	52.5	8		0	.8		.0
Non-binary	--	--	--	--	--	--	--		--	--		--
Asian	287	276	288	14.1	14.1	14.4	1		0	.4		.0
Black or African American	--	--	--	≤5.0	≤5.0	≤5.0	4		0	5.0		.0
Hispanic/Latino	182	195	221	8.9	10.0	11.1	0		0	.0		.0
Two or More Races	125	139	154	6.1	7.1	7.7	0		0	.0		.0
White	1359	1267	1262	66.8	64.8	63.1	3		1	.2		.1
EML	--	--	--	≤5.0	≤5.0	≤5.0	0		0	.0		.0
FARMS	--	--	--	≤5.0	≤5.0	≤5.0	2		0	3.6		.0
Special Education	201	188	207	9.9	9.6	10.4	5		1	2.7		.5

2021–2022 Reported Serious Incidents								
Description	Police Called		Description	Police Called		Description	Police Called	
	No	Yes		No	Yes		No	Yes
Academic Dishonesty	0	0	Drugs	0	0	Robbery, Strong-Armed	0	0
Accident	1	2	Extortion	0	0	Serious Injury	0	0
Alcohol	0	0	Fighting	0	0	Sex Related	1	1
Arrest	0	1	Fire, Not Arson	0	0	Suicide Related	0	1
Arson	0	0	Gang-Related Incident/Crime	0	0	Theft	0	0
Bomb	0	0	Hate Incident	0	0	Threat, Physical or Verbal	0	0
Bomb Threat	1	0	Malfunction, Essential Equip.	1	0	Vandalism	0	0
Bullying	0	1	Medical Assistance	3	1	Weapon	0	1
Bus	0	0	Missing Child	0	1	Weapon, Toy, Facsimile	0	0
Computer Abuse	0	0	Physical Assault/Attack	0	3	Other	0	0
Disruptive Behavior	0	1	Protective Services	0	0			

¹ Duplicated Count of Students

² Unduplicated Count of Students

³ Data suppressed (--) to comply with federal guidance (see Guidelines for Reporting Data on Page iii).

⁴ Due to the COVID-19 pandemic, the 2020–2021 suspension data is not published as the overall number of incidents was too small to be reported.

⁵ EML = Emergent Multilingual Learners, FARMS = Free and Reduced-price Meals System.

Walt Whitman High School - #427

2021–2022 Bullying Incidents ⁶		2021–2022 Drills Conducted							
Number Reported	Number Confirmed	Fire	Evacuation	Reverse Evacuation	Shelter in Place	Drop, Cover, and Hold	Severe Weather	Active Assailant	Lockdown
0	0	5	1	1	1	1	1	1	1

2021–2022 Safety Incidents Requiring Alert Status							
Fire	Evacuation	Reverse Evacuation	Shelter in Place	Drop, Cover, and Hold	Severe Weather	Active Assailant	Lockdown
3	0	0	0	0	1	0	0

School Safety Programs	
Be Well 365 Visitor Management System	

⁶ The number of reported bullying incidents may differ from the number of bullying incidents reported as a serious incident because an event is identified as a serious incident only if it results in or leads to the death or serious injury of any person on an MCPS site or conducting MCPS business; potential or actual disruption of the planned school day; or, any of the other criteria outlined in MCPS Regulation COB-RA *Reporting a Serious Incident* (see page 459). Additional information can be found in the glossary on page 445.

Thomas S. Wootton High School - #234

Cluster Name: Thomas S. Wootton

2100 Wootton Parkway Rockville, MD 20850

Office Phone: (240) 740-1500

School Hours: 7:45 - 2:30

www.montgomeryschoolsmd.org/schools/woottonhs/

Fax Number: (301) 279-8569

2021–2022 Number of Out-of-School Suspension Incidents Related to School Safety ^{1 3 5}									
	Arson Fire Explosives	Attack	Dangerous Substances	Disrespect Insubordination Disruption	Fighting	Theft	Threat	Weapons	Other
Total Incidents	2	1	23	4	2	0	0	0	0
Female	0	1	11	1	0	0	0	0	0
Male	2	0	12	3	2	0	0	0	0
Non-binary	--	--	--	--	--	--	--	--	--
Asian	1	0	3	1	0	0	0	0	0
Black or African American	0	1	4	0	0	0	0	0	0
Hispanic/Latino	0	0	2	1	0	0	0	0	0
Two or More Races	0	0	0	1	0	0	0	0	0
White	0	0	11	1	2	0	0	0	0
EML	0	0	0	0	0	0	0	0	0
FARMS	0	1	5	1	1	0	0	0	0
Special Education	0	0	3	1	0	0	0	0	0

Out-of-School Suspension Rate ^{2 3 5}												
	Total Students Enrolled			Percent Students Enrolled			Number Students Suspended			Percent Students Suspended		
	2020	2021	2022	2020	2021	2022	2020	2021	2022	2020	2021	2022
All Students	2113	2027	1953				30	See footnote 4.	30	1.4	See footnote 4	1.5
Female	1062	1019	959	50.3	50.3	49.1	11		18	1.0		1.9
Male	1051	1007	991	49.7	49.7	50.7	19		12	1.8		1.2
Non-binary	--	--	--	--	--	--	--		--	--		--
Asian	789	744	707	37.3	36.7	36.2	1		5	.1		.7
Black or African American	174	212	227	8.2	10.5	11.6	4		4	2.3		1.8
Hispanic/Latino	172	164	156	8.1	8.1	8.0	11		4	6.6		2.6
Two or More Races	--	--	--	≤5.0	≤5.0	≤5.0	3		2	3.0		2.6
White	876	809	784	41.5	39.9	40.1	11		15	1.2		1.9
EML	--	--	--	≤5.0	≤5.0	≤5.0	0		0	.0		.0
FARMS	137	114	154	6.5	5.6	7.9	10		4	6.9		2.6
Special Education	142	154	155	6.7	7.6	7.9	9		4	6.5		2.6

2021–2022 Reported Serious Incidents								
Description	Police Called		Description	Police Called		Description	Police Called	
	No	Yes		No	Yes		No	Yes
Academic Dishonesty	0	0	Drugs	0	3	Robbery, Strong-Armed	0	0
Accident	0	2	Extortion	0	0	Serious Injury	0	0
Alcohol	0	0	Fighting	0	0	Sex Related	1	4
Arrest	0	0	Fire, Not Arson	0	0	Suicide Related	0	2
Arson	0	1	Gang-Related Incident/Crime	0	0	Theft	0	0
Bomb	0	0	Hate Incident	0	0	Threat, Physical or Verbal	0	1
Bomb Threat	0	0	Malfunction, Essential Equip.	0	0	Vandalism	0	0
Bullying	0	0	Medical Assistance	11	0	Weapon	0	1
Bus	0	0	Missing Child	0	1	Weapon, Toy, Facsimile	0	0
Computer Abuse	0	0	Physical Assault/Attack	0	0	Other	0	0
Disruptive Behavior	0	2	Protective Services	0	0			

¹ Duplicated Count of Students

² Unduplicated Count of Students

³ Data suppressed (--) to comply with federal guidance (see Guidelines for Reporting Data on Page iii).

⁴ Due to the COVID-19 pandemic, the 2020–2021 suspension data is not published as the overall number of incidents was too small to be reported.

⁵ EML = Emergent Multilingual Learners, FARMS = Free and Reduced-price Meals System.

Thomas S. Wootton High School - #234

2021–2022 Bullying Incidents ⁶		2021–2022 Drills Conducted							
Number Reported	Number Confirmed	Fire	Evacuation	Reverse Evacuation	Shelter in Place	Drop, Cover, and Hold	Severe Weather	Active Assailant	Lockdown
11	10	5	1	1	1	1	1	1	1

2021–2022 Safety Incidents Requiring Alert Status							
Fire	Evacuation	Reverse Evacuation	Shelter in Place	Drop, Cover, and Hold	Severe Weather	Active Assailant	Lockdown
1	0	0	0	0	0	0	0

School Safety Programs	
Be Well 365 Visitor Management System	

⁶ The number of reported bullying incidents may differ from the number of bullying incidents reported as a serious incident because an event is identified as a serious incident only if it results in or leads to the death or serious injury of any person on an MCPS site or conducting MCPS business; potential or actual disruption of the planned school day; or, any of the other criteria outlined in MCPS Regulation COB-RA *Reporting a Serious Incident* (see page 459). Additional information can be found in the glossary on page 445.

SECTION V

SPECIAL SCHOOLS/PROGRAMS PROFILES

Special Schools/Program Listing

Alternative Programs 418

Stephen Knolls School..... 420

Longview School..... 422

Regional Institute for Children and Adolescents (RICA) 424

Rock Terrace School 426

Carl Sandburg Learning Center 428

Alternative Programs - #239

Cluster Name: OSSl

14501 Avery Road Rockville, MD 20853

Office Phone: (240) 740-5000

School Hours: 7:45 - 2:30

<https://www2.montgomeryschoolsmd.org/schools/blairewing>

Fax Number: (301) 279-4962

2021–2022 Number of Out-of-School Suspension Incidents Related to School Safety^{1 3}

	Arson Fire Explosives	Attack	Dangerous Substances	Disrespect Insubordination Disruption	Fighting	Theft	Threat	Weapons	Other
<p>Suspensions that occur as a result of events at Alternative Programs are reported by the student's home high school.</p>									

Out-of-School Suspension Rate^{2 3}

Total Students Enrolled			Percent Students Enrolled			Number Students Suspended			Percent Students Suspended		
2020	2021	2022	2020	2021	2022	2020	2021	2022	2020	2021	2022
<p>Suspensions that occur as a result of events at Alternative Programs are reported by the student's home high school.</p>											

2021–2022 Reported Serious Incidents

Description	Police Called		Description	Police Called		Description	Police Called	
	No	Yes		No	Yes		No	Yes
Academic Dishonesty	0	0	Drugs	0	1	Robbery, Strong-Armed	0	0
Accident	1	0	Extortion	0	0	Serious Injury	0	0
Alcohol	0	0	Fighting	0	0	Sex Related	0	1
Arrest	0	0	Fire, Not Arson	0	0	Suicide Related	0	0
Arson	0	0	Gang-Related Incident/Crime	0	0	Theft	0	0
Bomb	0	0	Hate Incident	0	0	Threat, Physical or Verbal	0	2
Bomb Threat	0	0	Malfunction, Essential Equip.	1	0	Vandalism	1	0
Bullying	0	1	Medical Assistance	1	0	Weapon	0	4
Bus	0	0	Missing Child	0	2	Weapon, Toy, Facsimile	0	0
Computer Abuse	0	0	Physical Assault/Attack	0	1	Other	0	0
Disruptive Behavior	0	0	Protective Services	0	0			

¹ Duplicated Count of Students

² Unduplicated Count of Students

³ Data suppressed (--) to comply with federal guidance (see Guidelines for Reporting Data on Page iii).

⁴ Due to the COVID-19 pandemic, the 2020–2021 suspension data is not published as the overall number of incidents was too small to be reported.

⁵ EML = Emergent Multilingual Learners, FARMS = Free and Reduced-price Meals System.

Alternative Programs - #239

2021–2022 Bullying Incidents ⁶		2021–2022 Drills Conducted							
Number Reported	Number Confirmed	Fire	Evacuation	Reverse Evacuation	Shelter in Place	Drop, Cover, and Hold	Severe Weather	Active Assailant	Lockdown
0	0	13	2	2	3	1	1	2	3

2021–2022 Safety Incidents Requiring Alert Status							
Fire	Evacuation	Reverse Evacuation	Shelter in Place	Drop, Cover, and Hold	Severe Weather	Active Assailant	Lockdown
3	0	0	0	0	0	0	0

School Safety Programs
Be Well 365 Restorative Justice Visitor Management System

⁶ The number of reported bullying incidents may differ from the number of bullying incidents reported as a serious incident because an event is identified as a serious incident only if it results in or leads to the death or serious injury of any person on an MCPS site or conducting MCPS business; potential or actual disruption of the planned school day; or, any of the other criteria outlined in MCPS Regulation COB-RA, *Reporting a Serious Incident* (see page 459). Additional information can be found in the glossary on page 445.

Stephen Knolls School - #799

Cluster Name: Other

10731 St. Margaret's Way Kensington, MD 20895

Office Phone: (240) 740-0050

School Hours: 9:00 - 3:25

www.montgomeryschoolsmd.org/schools/knolls/

Fax Number: (301) 929-2245

2021–2022 Number of Out-of-School Suspension Incidents Related to School Safety ^{1 3 5}									
	Arson Fire Explosives	Attack	Dangerous Substances	Disrespect Insubordination Disruption	Fighting	Theft	Threat	Weapons	Other
Total Incidents	0	0	0	0	0	0	0	0	0
Female	0	0	0	0	0	0	0	0	0
Male	0	0	0	0	0	0	0	0	0
Non-binary	--	--	--	--	--	--	--	--	--
Asian	--	--	--	--	--	--	--	--	--
Black or African American	0	0	0	0	0	0	0	0	0
Hispanic/Latino	0	0	0	0	0	0	0	0	0
Two or More Races	--	--	--	--	--	--	--	--	--
White	0	0	0	0	0	0	0	0	0
EML	0	0	0	0	0	0	0	0	0
FARMS	0	0	0	0	0	0	0	0	0
Special Education	0	0	0	0	0	0	0	0	0

Out-of-School Suspension Rate ^{2 3 5}												
	Total Students Enrolled			Percent Students Enrolled			Number Students Suspended			Percent Students Suspended		
	2020	2021	2022	2020	2021	2022	2020	2021	2022	2020	2021	2022
All Students	86	59	62				0	See footnote 4.	0	.0	See footnote 4	.0
Female	33	28	25	38.4	47.5	40.3	0		0	.0		.0
Male	53	31	37	61.6	52.5	59.7	0		0	.0		.0
Non-binary	--	--	--	--	--	--	--		--	--		--
Asian	--	--	--	--	--	--	--		--	--		--
Black or African American	26	20	20	30.2	33.9	32.3	0		0	.0		.0
Hispanic/Latino	39	22	21	45.3	37.3	33.9	0		0	.0		.0
Two or More Races	--	--	--	--	--	--	--		--	--		--
White	17	13	16	19.8	22.0	25.8	0		0	.0		.0
EML	19	11	10	22.1	18.6	16.1	0		0	.0		.0
FARMS	30	17	21	34.9	28.8	33.9	0		0	.0		.0
Special Education	--	--	--	≥95.0	≥95.0	≥95.0	0		0	.0		.0

2021–2022 Reported Serious Incidents								
Description	Police Called		Description	Police Called		Description	Police Called	
	No	Yes		No	Yes		No	Yes
Academic Dishonesty	0	0	Drugs	0	0	Robbery, Strong-Armed	0	0
Accident	0	1	Extortion	0	0	Serious Injury	0	0
Alcohol	0	0	Fighting	0	0	Sex Related	1	0
Arrest	0	0	Fire, Not Arson	0	0	Suicide Related	0	0
Arson	0	0	Gang-Related Incident/Crime	0	0	Theft	0	0
Bomb	0	0	Hate Incident	0	0	Threat, Physical or Verbal	0	0
Bomb Threat	0	0	Malfunction, Essential Equip.	0	0	Vandalism	1	0
Bullying	0	0	Medical Assistance	3	0	Weapon	0	0
Bus	0	0	Missing Child	0	0	Weapon, Toy, Facsimile	0	0
Computer Abuse	0	0	Physical Assault/Attack	0	0	Other	0	0
Disruptive Behavior	0	0	Protective Services	0	0			

¹ Duplicated Count of Students

² Unduplicated Count of Students

³ Data suppressed (--) to comply with federal guidance (see Guidelines for Reporting Data on Page iii).

⁴ Due to the COVID-19 pandemic, the 2020–2021 suspension data is not published as the overall number of incidents was too small to be reported.

⁵ EML = Emergent Multilingual Learners, FARMS = Free and Reduced-price Meals System.

Stephen Knolls School - #799

2021–2022 Bullying Incidents ⁶		2021–2022 Drills Conducted							
Number Reported	Number Confirmed	Fire	Evacuation	Reverse Evacuation	Shelter in Place	Drop, Cover, and Hold	Severe Weather	Active Assailant	Lockdown
0	0	5	1	1	1	0	1	0	1

2021–2022 Safety Incidents Requiring Alert Status							
Fire	Evacuation	Reverse Evacuation	Shelter in Place	Drop, Cover, and Hold	Severe Weather	Active Assailant	Lockdown
0	0	0	0	0	0	0	0

School Safety Programs	
Be Well 365 Visitor Management System	

⁶ The number of reported bullying incidents may differ from the number of bullying incidents reported as a serious incident because an event is identified as a serious incident only if it results in or leads to the death or serious injury of any person on an MCPS site or conducting MCPS business; potential or actual disruption of the planned school day; or, any of the other criteria outlined in MCPS Regulation COB-RA *Reporting a Serious Incident* (see page 459). Additional information can be found in the glossary on page 445.

Longview School - #951

Cluster Name: Other

13900 Bromfield Road Germantown, MD 20874

Office Phone: (301) 601-4830

School Hours: 9:25 - 3:50

www.montgomeryschoolsmd.org/schools/longview/

Fax Number: (301) 601-4828

2021–2022 Number of Out-of-School Suspension Incidents Related to School Safety ^{1 3 5}									
	Arson Fire Explosives	Attack	Dangerous Substances	Disrespect Insubordination Disruption	Fighting	Theft	Threat	Weapons	Other
Total Incidents	0	0	0	0	0	0	0	0	0
Female	0	0	0	0	0	0	0	0	0
Male	0	0	0	0	0	0	0	0	0
Non-binary	--	--	--	--	--	--	--	--	--
Asian	--	--	--	--	--	--	--	--	--
Black or African American	0	0	0	0	0	0	0	0	0
Hispanic/Latino	0	0	0	0	0	0	0	0	0
Two or More Races	--	--	--	--	--	--	--	--	--
White	0	0	0	0	0	0	0	0	0
EML	0	0	0	0	0	0	0	0	0
FARMS	0	0	0	0	0	0	0	0	0
Special Education	0	0	0	0	0	0	0	0	0

Out-of-School Suspension Rate ^{2 3 5}												
	Total Students Enrolled			Percent Students Enrolled			Number Students Suspended			Percent Students Suspended		
	2020	2021	2022	2020	2021	2022	2020	2021	2022	2020	2021	2022
All Students	63	68	65				0	See footnote 4.	0	.0	See footnote 4	.0
Female	33	37	35	52.4	54.4	53.8	0		0	.0		.0
Male	30	31	30	47.6	45.6	46.2	0		0	.0		.0
Non-binary	--	--	--	--	--	--	--		--	--		--
Asian	--	--	--	--	--	--	--		--	--		--
Black or African American	17	16	14	27.0	23.5	21.5	0		0	.0		.0
Hispanic/Latino	23	25	24	36.5	36.8	36.9	0		0	.0		.0
Two or More Races	--	--	--	--	--	--	--		--	--		--
White	17	19	18	27.0	27.9	27.7	0		0	.0		.0
EML	10	15	13	15.9	22.1	20.0	0		0	.0		.0
FARMS	19	17	22	30.2	25.0	33.8	0		0	.0		.0
Special Education	--	--	--	≥95.0	≥95.0	≥95.0	0		0	.0		.0

2021–2022 Reported Serious Incidents								
Description	Police Called		Description	Police Called		Description	Police Called	
	No	Yes		No	Yes		No	Yes
Academic Dishonesty	0	0	Drugs	0	0	Robbery, Strong-Armed	0	0
Accident	1	0	Extortion	0	0	Serious Injury	0	0
Alcohol	0	0	Fighting	0	0	Sex Related	0	0
Arrest	0	0	Fire, Not Arson	0	0	Suicide Related	0	0
Arson	0	0	Gang-Related Incident/Crime	0	0	Theft	0	0
Bomb	0	0	Hate Incident	0	0	Threat, Physical or Verbal	0	0
Bomb Threat	0	0	Malfunction, Essential Equip.	0	0	Vandalism	0	0
Bullying	0	0	Medical Assistance	5	0	Weapon	0	0
Bus	0	0	Missing Child	0	0	Weapon, Toy, Facsimile	0	0
Computer Abuse	0	0	Physical Assault/Attack	0	0	Other	0	0
Disruptive Behavior	0	0	Protective Services	0	0			

¹ Duplicated Count of Students

² Unduplicated Count of Students

³ Data suppressed (--) to comply with federal guidance (see Guidelines for Reporting Data on Page iii).

⁴ Due to the COVID-19 pandemic, the 2020–2021 suspension data is not published as the overall number of incidents was too small to be reported.

⁵ EML = Emergent Multilingual Learners, FARMS = Free and Reduced-price Meals System.

Longview School - #951

2021–2022 Bullying Incidents ⁶		2021–2022 Drills Conducted							
Number Reported	Number Confirmed	Fire	Evacuation	Reverse Evacuation	Shelter in Place	Drop, Cover, and Hold	Severe Weather	Active Assailant	Lockdown
0	0								

2021–2022 Safety Incidents Requiring Alert Status							
Fire	Evacuation	Reverse Evacuation	Shelter in Place	Drop, Cover, and Hold	Severe Weather	Active Assailant	Lockdown
0	0	0	0	0	0	0	0

School Safety Programs	
Be Well 365 Visitor Management System	

⁶ The number of reported bullying incidents may differ from the number of bullying incidents reported as a serious incident because an event is identified as a serious incident only if it results in or leads to the death or serious injury of any person on an MCPS site or conducting MCPS business; potential or actual disruption of the planned school day; or, any of the other criteria outlined in MCPS Regulation COB-RA *Reporting a Serious Incident* (see page 459). Additional information can be found in the glossary on page 445.

Regional Institute For Children And Adolescents - #965

Cluster Name: Other

15000 Broschart Road Rockville, MD 20850

Office Phone: (301) 251-6900

School Hours: 9:30 - 3:50

www.montgomeryschoolsmd.org/schools/rica/

Fax Number: (301) 251-6906

2021–2022 Number of Out-of-School Suspension Incidents Related to School Safety ^{1 3 5}									
	Arson Fire Explosives	Attack	Dangerous Substances	Disrespect Insubordination Disruption	Fighting	Theft	Threat	Weapons	Other
Total Incidents	0	5	0	0	0	0	0	0	0
Female	0	0	0	0	0	0	0	0	0
Male	0	5	0	0	0	0	0	0	0
Non-binary	--	--	--	--	--	--	--	--	--
Asian	--	--	--	--	--	--	--	--	--
Black or African American	0	0	0	0	0	0	0	0	0
Hispanic/Latino	0	0	0	0	0	0	0	0	0
Two or More Races	--	--	--	--	--	--	--	--	--
White	0	0	0	0	0	0	0	0	0
EML	--	--	--	--	--	--	--	--	--
FARMS	0	0	0	0	0	0	0	0	0
Special Education	0	5	0	0	0	0	0	0	0

Out-of-School Suspension Rate ^{2 3 5}												
	Total Students Enrolled			Percent Students Enrolled			Number Students Suspended			Percent Students Suspended		
	2020	2021	2022	2020	2021	2022	2020	2021	2022	2020	2021	2022
All Students	122	110	111				31	See footnote 4.	1	27.7	See footnote 4	.9
Female	41	39	42	33.6	35.5	37.8	12		1	32.4		2.4
Male	81	71	66	66.4	64.5	59.5	19		0	25.3		.0
Non-binary	--	--	--	--	--	--	--		--	--		--
Asian	--	--	--	--	--	--	--		--	--		--
Black or African American	45	40	40	36.9	36.4	36.0	18		0	43.9		.0
Hispanic/Latino	26	25	23	21.3	22.7	20.7	4		0	16.0		.0
Two or More Races	--	--	--	--	--	--	--		--	--		--
White	40	33	36	32.8	30.0	32.4	3		0	8.6		.0
EML	19	14	--	15.6	12.7	--	8		--	50.0		--
FARMS	55	41	57	45.1	37.3	51.4	18		0	33.3		.0
Special Education	--	--	--	≥95.0	≥95.0	≥95.0	31		1	27.9		.9

2021–2022 Reported Serious Incidents								
Description	Police Called		Description	Police Called		Description	Police Called	
	No	Yes		No	Yes		No	Yes
Academic Dishonesty	0	0	Drugs	0	0	Robbery, Strong-Armed	0	0
Accident	0	0	Extortion	0	0	Serious Injury	0	0
Alcohol	0	0	Fighting	0	0	Sex Related	1	1
Arrest	0	0	Fire, Not Arson	0	0	Suicide Related	0	0
Arson	0	0	Gang-Related Incident/Crime	0	0	Theft	0	0
Bomb	0	0	Hate Incident	0	0	Threat, Physical or Verbal	0	0
Bomb Threat	0	0	Malfunction, Essential Equip.	0	0	Vandalism	0	0
Bullying	0	0	Medical Assistance	5	1	Weapon	0	4
Bus	0	0	Missing Child	0	2	Weapon, Toy, Facsimile	0	0
Computer Abuse	0	0	Physical Assault/Attack	2	2	Other	0	2
Disruptive Behavior	0	1	Protective Services	0	0			

¹ Duplicated Count of Students

² Unduplicated Count of Students

³ Data suppressed (--) to comply with federal guidance (see Guidelines for Reporting Data on Page iii).

⁴ Due to the COVID-19 pandemic, the 2020–2021 suspension data is not published as the overall number of incidents was too small to be reported.

⁵ EML = Emergent Multilingual Learners, FARMS = Free and Reduced-price Meals System.

Regional Institute For Children And Adolescents - #965

2021–2022 Bullying Incidents ⁶		2021–2022 Drills Conducted							
Number Reported	Number Confirmed	Fire	Evacuation	Reverse Evacuation	Shelter in Place	Drop, Cover, and Hold	Severe Weather	Active Assailant	Lockdown
0	0	6	1	1	1	1	1	1	1

2021–2022 Safety Incidents Requiring Alert Status							
Fire	Evacuation	Reverse Evacuation	Shelter in Place	Drop, Cover, and Hold	Severe Weather	Active Assailant	Lockdown
0	0	0	0	0	0	0	0

School Safety Programs	
Be Well 365 Visitor Management System	

⁶ The number of reported bullying incidents may differ from the number of bullying incidents reported as a serious incident because an event is identified as a serious incident only if it results in or leads to the death or serious injury of any person on an MCPS site or conducting MCPS business; potential or actual disruption of the planned school day; or, any of the other criteria outlined in MCPS Regulation COB-RA *Reporting a Serious Incident* (see page 459). Additional information can be found in the glossary on page 445.

Rock Terrace School - #916

Cluster Name: Other

11400 Marcliff Road Rockville, MD 20852

Office Phone: (240) 740-4650

School Hours: 8:40 - 3:35

www.montgomeryschoolsmd.org/schools/rockterrace/

Fax Number: (301) 279-4943

2021–2022 Number of Out-of-School Suspension Incidents Related to School Safety ^{1 3 5}									
	Arson Fire Explosives	Attack	Dangerous Substances	Disrespect Insubordination Disruption	Fighting	Theft	Threat	Weapons	Other
Total Incidents	0	0	0	0	0	0	0	0	0
Female	0	0	0	0	0	0	0	0	0
Male	0	0	0	0	0	0	0	0	0
Non-binary	--	--	--	--	--	--	--	--	--
Asian	0	0	0	0	0	0	0	0	0
Black or African American	0	0	0	0	0	0	0	0	0
Hispanic/Latino	0	0	0	0	0	0	0	0	0
Two or More Races	--	--	--	--	--	--	--	--	--
White	0	0	0	0	0	0	0	0	0
EML	0	0	0	0	0	0	0	0	0
FARMS	0	0	0	0	0	0	0	0	0
Special Education	0	0	0	0	0	0	0	0	0

Out-of-School Suspension Rate ^{2 3 5}												
	Total Students Enrolled			Percent Students Enrolled			Number Students Suspended			Percent Students Suspended		
	2020	2021	2022	2020	2021	2022	2020	2021	2022	2020	2021	2022
All Students	92	86	80				7	See footnote 4.	0	7.6	See footnote 4	.0
Female	14	11	10	15.2	12.8	12.5	2		0	16.7		.0
Male	78	75	70	84.8	87.2	87.5	5		0	6.3		.0
Non-binary	--	--	--	--	--	--	--		--	--		--
Asian	11	11	10	12.0	12.8	12.5	0		0	.0		.0
Black or African American	26	25	26	28.3	29.1	32.5	3		0	11.5		.0
Hispanic/Latino	25	23	20	27.2	26.7	25.0	1		0	4.2		.0
Two or More Races	--	--	--	--	--	--	--		--	--		--
White	27	23	21	29.3	26.7	26.3	2		0	7.4		.0
EML	17	14	16	18.5	16.3	20.0	2		0	13.3		.0
FARMS	37	27	39	40.2	31.4	48.8	4		0	11.1		.0
Special Education	--	--	--	≥95.0	≥95.0	≥95.0	7		0	7.6		.0

2021–2022 Reported Serious Incidents								
Description	Police Called		Description	Police Called		Description	Police Called	
	No	Yes		No	Yes		No	Yes
Academic Dishonesty	0	0	Drugs	0	0	Robbery, Strong-Armed	0	0
Accident	2	0	Extortion	0	0	Serious Injury	0	0
Alcohol	0	0	Fighting	0	0	Sex Related	0	0
Arrest	0	0	Fire, Not Arson	0	0	Suicide Related	0	0
Arson	0	0	Gang-Related Incident/Crime	0	0	Theft	0	0
Bomb	0	0	Hate Incident	0	0	Threat, Physical or Verbal	0	0
Bomb Threat	0	0	Malfunction, Essential Equip.	0	0	Vandalism	0	0
Bullying	0	0	Medical Assistance	15	0	Weapon	0	0
Bus	0	0	Missing Child	0	0	Weapon, Toy, Facsimile	0	0
Computer Abuse	0	0	Physical Assault/Attack	0	0	Other	0	0
Disruptive Behavior	1	0	Protective Services	0	0			

¹ Duplicated Count of Students

² Unduplicated Count of Students

³ Data suppressed (--) to comply with federal guidance (see Guidelines for Reporting Data on Page iii).

⁴ Due to the COVID-19 pandemic, the 2020–2021 suspension data is not published as the overall number of incidents was too small to be reported.

⁵ EML = Emergent Multilingual Learners, FARMS = Free and Reduced-price Meals System.

Rock Terrace School - #916

2021–2022 Bullying Incidents ⁶		2021–2022 Drills Conducted							
Number Reported	Number Confirmed	Fire	Evacuation	Reverse Evacuation	Shelter in Place	Drop, Cover, and Hold	Severe Weather	Active Assailant	Lockdown
0	0	5	1	1	1	1	1	1	1

2021–2022 Safety Incidents Requiring Alert Status							
Fire	Evacuation	Reverse Evacuation	Shelter in Place	Drop, Cover, and Hold	Severe Weather	Active Assailant	Lockdown
0	0	0	0	0	0	0	0

School Safety Programs	
Be Well 365 Visitor Management System	

⁶ The number of reported bullying incidents may differ from the number of bullying incidents reported as a serious incident because an event is identified as a serious incident only if it results in or leads to the death or serious injury of any person on an MCPS site or conducting MCPS business; potential or actual disruption of the planned school day; or, any of the other criteria outlined in MCPS Regulation COB-RA *Reporting a Serious Incident* (see page 459). Additional information can be found in the glossary on page 445.

Carl Sandburg Learning Center - #215

Cluster Name: Other

451 Meadow Hall Drive Rockville, MD 20851

Office Phone: (240) 740-4340

School Hours: 9:25 - 3:50

www.montgomeryschoolsmd.org/schools/sandburg/

Fax Number: (301) 517-5984

2021–2022 Number of Out-of-School Suspension Incidents Related to School Safety ^{1 3 5}									
	Arson Fire Explosives	Attack	Dangerous Substances	Disrespect Insubordination Disruption	Fighting	Theft	Threat	Weapons	Other
Total Incidents	0	1	0	0	0	0	0	1	0
Female	0	0	0	0	0	0	0	0	0
Male	0	1	0	0	0	0	0	1	0
Non-binary	--	--	--	--	--	--	--	--	--
Asian	0	0	0	0	0	0	0	0	0
Black or African American	0	1	0	0	0	0	0	0	0
Hispanic/Latino	0	0	0	0	0	0	0	0	0
Two or More Races	--	--	--	--	--	--	--	--	--
White	0	0	0	0	0	0	0	0	0
EML	0	0	0	0	0	0	0	0	0
FARMS	0	1	0	0	0	0	0	1	0
Special Education	0	1	0	0	0	0	0	1	0

Out-of-School Suspension Rate ^{2 3 5}												
	Total Students Enrolled			Percent Students Enrolled			Number Students Suspended			Percent Students Suspended		
	2020	2021	2022	2020	2021	2022	2020	2021	2022	2020	2021	2022
All Students	103	95	97				2	See footnote 4.	2	2.1	See footnote 4	2.1
Female	20	15	18	19.4	15.8	18.6	1		2	5.3		11.1
Male	83	80	79	80.6	84.2	81.4	1		0	1.3		.0
Non-binary	--	--	--	--	--	--	--		--	--		--
Asian	12	11	10	11.7	11.6	10.3	0		0	.0		.0
Black or African American	42	37	44	40.8	38.9	45.4	2		1	5.6		2.3
Hispanic/Latino	35	33	27	34.0	34.7	27.8	0		0	.0		.0
Two or More Races	--	--	--	--	--	--	--		--	--		--
White	13	11	13	12.6	11.6	13.4	0		0	.0		.0
EML	38	32	32	36.9	33.7	33.0	1		0	2.7		.0
FARMS	58	46	62	56.3	48.4	63.9	2		1	3.9		1.6
Special Education	--	--	--	≥95.0	≥95.0	≥95.0	2		2	2.1		2.1

2021–2022 Reported Serious Incidents								
Description	Police Called		Description	Police Called		Description	Police Called	
	No	Yes		No	Yes		No	Yes
Academic Dishonesty	0	0	Drugs	0	0	Robbery, Strong-Armed	0	0
Accident	0	0	Extortion	0	0	Serious Injury	0	0
Alcohol	0	0	Fighting	0	0	Sex Related	0	0
Arrest	0	0	Fire, Not Arson	0	0	Suicide Related	0	0
Arson	0	0	Gang-Related Incident/Crime	0	0	Theft	0	0
Bomb	0	0	Hate Incident	0	0	Threat, Physical or Verbal	0	0
Bomb Threat	0	0	Malfunction, Essential Equip.	0	0	Vandalism	0	1
Bullying	0	0	Medical Assistance	3	0	Weapon	0	0
Bus	0	0	Missing Child	0	0	Weapon, Toy, Facsimile	0	0
Computer Abuse	0	0	Physical Assault/Attack	0	0	Other	0	0
Disruptive Behavior	1	0	Protective Services	0	0			

¹ Duplicated Count of Students

² Unduplicated Count of Students

³ Data suppressed (--) to comply with federal guidance (see Guidelines for Reporting Data on Page iii).

⁴ Due to the COVID-19 pandemic, the 2020–2021 suspension data is not published as the overall number of incidents was too small to be reported.

⁵ EML = Emergent Multilingual Learners, FARMS = Free and Reduced-price Meals System.

Carl Sandburg Learning Center - #215

2021–2022 Bullying Incidents ⁶		2021–2022 Drills Conducted							
Number Reported	Number Confirmed	Fire	Evacuation	Reverse Evacuation	Shelter in Place	Drop, Cover, and Hold	Severe Weather	Active Assailant	Lockdown
0	0	9	2	2	2	2	2	0	2

2021–2022 Safety Incidents Requiring Alert Status							
Fire	Evacuation	Reverse Evacuation	Shelter in Place	Drop, Cover, and Hold	Severe Weather	Active Assailant	Lockdown
0	0	0	0	0	0	0	0

School Safety Programs	
Be Well 365 Visitor Management System	

⁶ The number of reported bullying incidents may differ from the number of bullying incidents reported as a serious incident because an event is identified as a serious incident only if it results in or leads to the death or serious injury of any person on an MCPS site or conducting MCPS business; potential or actual disruption of the planned school day; or, any of the other criteria outlined in MCPS Regulation COB-RA *Reporting a Serious Incident* (see page 459). Additional information can be found in the glossary on page 445.

SECTION VI

COUNTY SUMMARY PROFILES

Summary Listing

Elementary School Summary	434
Middle School Summary	436
High School Summary	438
Special School Summary	440
County Summary	442

Summary: County Elementary Schools

2021–2022 Number of Out-of-School Suspension Incidents Related to School Safety ^{1 3 5}									
	Arson Fire Explosives	Attack	Dangerous Substances	Disrespect Insubordination Disruption	Fighting	Theft	Threat	Weapons	Other
Total Incidents	0	27	1	10	7	0	9	2	0
Female	0	3	0	1	5	0	0	0	0
Male	0	24	1	9	2	0	9	2	0
Non-binary	0	0	0	0	0	0	0	0	0
Asian	0	4	0	1	0	0	1	0	0
Black or African American	0	11	0	3	2	0	5	1	0
Hispanic/Latino	0	6	1	4	4	0	1	1	0
Two or More Races	0	2	0	0	1	0	0	0	0
White	0	4	0	2	0	0	2	0	0
EML	0	8	1	4	1	0	2	0	0
FARMS	0	18	1	7	3	0	6	1	0
Special Education	0	18	0	7	2	0	7	0	0

Out-of-School Suspension Rate ^{2 3 5}												
	Total Students Enrolled			Percent Students Enrolled			Number Students Suspended			Percent Students Suspended		
	2020	2021	2022	2020	2021	2022	2020	2021	2022	2020	2021	2022
All Students	77658	72894	73498				145	See footnote 4.	53	.2	See footnote 4	.1
Female	37192	34981	35167	47.9	48.0	47.8	22		43	.1		.1
Male	40466	37906	38320	52.1	52.0	52.1	123		10	.3		.0
Non-binary	--	--	--	--	--	≤5.0	--		0	--		.0
Asian	10579	10109	10027	13.6	13.9	13.6	4		4	.0		.0
Black or African American	16631	16166	16132	21.4	22.2	21.9	77		21	.5		.1
Hispanic/Latino	26434	25142	25891	34.0	34.5	35.2	35		17	.1		.1
Two or More Races	4098	3904	3886	5.3	5.4	5.3	9		4	.2		.1
White	19664	17316	17314	25.3	23.8	23.6	19		7	.1		.0
EML	20396	21326	19145	26.3	29.3	26.0	23		15	.1		.1
FARMS	31925	26550	30056	41.1	36.4	40.9	92		27	.3		.1
Special Education	10675	10398	10556	13.7	14.3	14.4	73		29	.9		.3

2021–2022 Reported Serious Incidents								
Description	Police Called		Description	Police Called		Description	Police Called	
	No	Yes		No	Yes		No	Yes
Academic Dishonesty	0	0	Drugs	2	9	Robbery, Strong-Armed	0	0
Accident	58	43	Extortion	0	0	Serious Injury	1	0
Alcohol	1	0	Fighting	3	2	Sex Related	57	45
Arrest	0	0	Fire, Not Arson	0	0	Suicide	31	10
Arson	2	0	Gang-Related Incident/Crime	0	0	Theft	0	5
Bomb	0	2	Hate Incident	7	2	Threat, Physical or Verbal	23	48
Bomb Threat	43	2	Malfunction, Essential Equip.	33	2	Vandalism	6	27
Bullying	3	2	Medical Assistance	334	6	Weapon	8	27
Bus	0	0	Missing Child	8	24	Weapon, Toy, Facsimile	0	0
Computer Abuse	0	7	Physical Assault/Attack	16	10	Other	4	21
Disruptive Behavior	51	92	Protective Services	0	0			

¹ Duplicated Count of Students

² Unduplicated Count of Students

³ Data suppressed (--) to comply with federal guidance (see Guidelines for Reporting Data on Page iii).

⁴ Due to the COVID-19 pandemic, the 2020–2021 suspension data is not published as the overall number of incidents was too small to be reported.

⁵ EML = Emergent Multilingual Learners, FARMS = Free and Reduced-price Meals System.

Summary: County Elementary Schools

2021–2022 Bullying Incidents ⁶		2021–2022 Drills Conducted							
Number Reported	Number Confirmed	Fire	Evacuation	Reverse Evacuation	Shelter in Place	Drop, Cover, and Hold	Severe Weather	Active Assailant	Lockdown
129	73	711	128	128	136	125	127	86	133

2021–2022 Safety Incidents Requiring Alert Status							
Fire	Evacuation	Reverse Evacuation	Shelter in Place	Drop, Cover, and Hold	Severe Weather	Active Assailant	Lockdown
86	3	0	19	0	0	1	4

⁶ The number of reported bullying incidents may differ from the number of bullying incidents reported as a serious incident because an event is identified as a serious incident only if it results in or leads to the death or serious injury of any person on an MCPS site or conducting MCPS business; potential or actual disruption of the planned school day; or, any of the other criteria outlined in MCPS Regulation COB-RA, *Reporting a Serious Incident* (see page 459). Additional information can be found in the glossary on page 445.

Summary: County Middle Schools

2021–2022 Number of Out-of-School Suspension Incidents Related to School Safety ^{1 3 5}									
	Arson Fire Explosives	Attack	Dangerous Substances	Disrespect Insubordination Disruption	Fighting	Theft	Threat	Weapons	Other
Total Incidents	15	275	99	179	461	9	127	54	0
Female	6	104	40	28	192	0	30	13	0
Male	9	171	59	151	269	9	96	41	0
Non-binary	0	0	0	0	0	0	1	0	0
Asian	0	6	2	4	12	0	1	2	0
Black or African American	4	129	25	89	212	3	52	18	0
Hispanic/Latino	8	88	59	66	188	5	53	28	0
Two or More Races	0	24	5	9	30	0	7	3	0
White	3	27	8	11	16	1	13	3	0
EML	7	51	25	35	110	5	29	10	0
FARMS	10	200	80	144	360	9	102	41	0
Special Education	3	96	23	83	101	6	41	9	0

Out-of-School Suspension Rate ^{2 3 5}												
	Total Students Enrolled			Percent Students Enrolled			Number Students Suspended			Percent Students Suspended		
	2020	2021	2022	2020	2021	2022	2020	2021	2022	2020	2021	2022
All Students	37773	37200	36674				883	See footnote 4.	961	2.3	See footnote 4	2.6
Female	18270	18068	17772	48.4	48.6	48.5	250		615	1.4		3.5
Male	19503	19117	18814	51.6	51.4	51.3	633		345	3.3		1.8
Non-binary	--	--	--	--	≤5.0	≤5.0	--		1	--		1.1
Asian	5461	5294	5263	14.5	14.2	14.4	39		27	.7		.5
Black or African American	8149	8178	7992	21.6	22.0	21.8	404		395	5.0		4.9
Hispanic/Latino	12078	12115	12126	32.0	32.6	33.1	317		406	2.6		3.3
Two or More Races	--	--	1947	≤5.0	≤5.0	5.3	36		56	2.0		2.9
White	10161	9662	9251	26.9	26.0	25.2	84		73	.8		.8
EML	4349	6772	5060	11.5	18.2	13.8	146		256	3.6		5.1
FARMS	13697	11427	14638	36.3	30.7	39.9	567		503	4.0		3.4
Special Education	4438	4312	4363	11.7	11.6	11.9	265		225	6.1		5.2

2021–2022 Reported Serious Incidents								
Description	Police Called		Description	Police Called		Description	Police Called	
	No	Yes		No	Yes		No	Yes
Academic Dishonesty	1	0	Drugs	9	41	Robbery, Strong-Armed	0	0
Accident	37	10	Extortion	0	0	Serious Injury	1	0
Alcohol	1	0	Fighting	5	29	Sex Related	32	135
Arrest	0	0	Fire, Not Arson	0	0	Suicide	15	16
Arson	1	0	Gang-Related Incident/Crime	0	0	Theft	0	6
Bomb	0	0	Hate Incident	11	9	Threat, Physical or Verbal	9	134
Bomb Threat	19	3	Malfunction, Essential Equip.	21	2	Vandalism	0	14
Bullying	8	16	Medical Assistance	240	4	Weapon	11	62
Bus	0	0	Missing Child	4	32	Weapon, Toy, Facsimile	0	0
Computer Abuse	3	24	Physical Assault/Attack	19	29	Other	2	22
Disruptive Behavior	18	60	Protective Services	0	0			

¹ Duplicated Count of Students

² Unduplicated Count of Students

³ Data suppressed (--) to comply with federal guidance (see Guidelines for Reporting Data on Page iii).

⁴ Due to the COVID-19 pandemic, the 2020–2021 suspension data is not published as the overall number of incidents was too small to be reported.

⁵ EML = Emergent Multilingual Learners, FARMS = Free and Reduced-price Meals System.

Summary: County Middle Schools

2021–2022 Bullying Incidents ⁶		2021–2022 Drills Conducted							
Number Reported	Number Confirmed	Fire	Evacuation	Reverse Evacuation	Shelter in Place	Drop, Cover, and Hold	Severe Weather	Active Assailant	Lockdown
208	184	197	37	36	38	33	35	29	38

2021–2022 Safety Incidents Requiring Alert Status							
Fire	Evacuation	Reverse Evacuation	Shelter in Place	Drop, Cover, and Hold	Severe Weather	Active Assailant	Lockdown
50	0	0	8	0	0	0	1

⁶ The number of reported bullying incidents may differ from the number of bullying incidents reported as a serious incident because an event is identified as a serious incident only if it results in or leads to the death or serious injury of any person on an MCPS site or conducting MCPS business; potential or actual disruption of the planned school day; or, any of the other criteria outlined in MCPS Regulation COB-RA, *Reporting a Serious Incident* (see page 459). Additional information can be found in the glossary on page 445.

Summary: County High Schools

2021–2022 Number of Out-of-School Suspension Incidents Related to School Safety ^{1 3 5}									
	Arson Fire Explosives	Attack	Dangerous Substances	Disrespect Insubordination Disruption	Fighting	Theft	Threat	Weapons	Other
Total Incidents	3	138	155	106	275	8	47	54	1
Female	0	53	50	37	96	4	11	12	0
Male	3	85	105	69	179	4	36	42	1
Non-binary	0	0	0	0	0	0	0	0	0
Asian	1	6	14	4	7	0	5	2	0
Black or African American	0	74	51	60	139	2	21	22	1
Hispanic/Latino	2	40	60	24	104	4	11	22	0
Two or More Races	0	6	2	9	11	0	5	3	0
White	0	12	28	9	14	2	5	5	0
EML	1	14	19	5	39	3	5	10	0
FARMS	1	90	82	70	196	7	32	35	0
Special Education	0	41	31	33	72	3	17	22	0

Out-of-School Suspension Rate ^{2 3 5}												
	Total Students Enrolled			Percent Students Enrolled			Number Students Suspended			Percent Students Suspended		
	2020	2021	2022	2020	2021	2022	2020	2021	2022	2020	2021	2022
All Students	50486	50167	50942				931	See footnote 4.	739	1.8	See footnote 4	1.4
Female	24482	24339	24464	48.5	48.5	48.0	261		492	1.1		2.0
Male	26004	25807	26378	51.5	51.4	51.8	670		247	2.6		.9
Non-binary	--	--	--	--	≤5.0	≤5.0	--		0	--		.0
Asian	7518	7467	7392	14.9	14.9	14.5	34		37	.5		.5
Black or African American	10733	10899	11032	21.3	21.7	21.7	376		325	3.5		2.9
Hispanic/Latino	15543	15524	16663	30.8	30.9	32.7	358		267	2.3		1.6
Two or More Races	--	--	--	≤5.0	≤5.0	≤5.0	42		37	2.0		1.7
White	14484	13988	13566	28.7	27.9	26.6	120		73	.8		.5
EML	5922	6201	6242	11.7	12.4	12.3	127		111	2.3		1.8
FARMS	15152	12396	18213	30.0	24.7	35.8	492		311	3.0		1.7
Special Education	5472	5548	5632	10.8	11.1	11.1	234		185	4.5		3.3

2021–2022 Reported Serious Incidents								
Description	Police Called		Description	Police Called		Description	Police Called	
	No	Yes		No	Yes		No	Yes
Academic Dishonesty	0	0	Drugs	15	94	Robbery, Strong-Armed	0	0
Accident	38	21	Extortion	0	2	Serious Injury	4	2
Alcohol	1	2	Fighting	14	44	Sex Related	41	128
Arrest	3	3	Fire, Not Arson	0	0	Suicide	27	24
Arson	2	1	Gang-Related Incident/Crime	0	0	Theft	2	12
Bomb	0	1	Hate Incident	13	6	Threat, Physical or Verbal	6	77
Bomb Threat	13	5	Malfunction, Essential Equip.	14	1	Vandalism	2	10
Bullying	3	16	Medical Assistance	296	16	Weapon	10	59
Bus	0	0	Missing Child	5	55	Weapon, Toy, Facsimile	0	0
Computer Abuse	1	10	Physical Assault/Attack	10	57	Other	8	36
Disruptive Behavior	10	47	Protective Services	0	0			

¹ Duplicated Count of Students

² Unduplicated Count of Students

³ Data suppressed (--) to comply with federal guidance (see Guidelines for Reporting Data on Page iii).

⁴ Due to the COVID-19 pandemic, the 2020–2021 suspension data is not published as the overall number of incidents was too small to be reported.

⁵ EML = Emergent Multilingual Learners, FARMS = Free and Reduced-price Meals System.

Summary: County High Schools

2021–2022 Bullying Incidents ⁶		2021–2022 Drills Conducted							
Number Reported	Number Confirmed	Fire	Evacuation	Reverse Evacuation	Shelter in Place	Drop, Cover, and Hold	Severe Weather	Active Assailant	Lockdown
149	115	125	24	23	25	22	26	18	25

2021–2022 Safety Incidents Requiring Alert Status							
Fire	Evacuation	Reverse Evacuation	Shelter in Place	Drop, Cover, and Hold	Severe Weather	Active Assailant	Lockdown
40	1	0	4	0	1	0	4

⁶ The number of reported bullying incidents may differ from the number of bullying incidents reported as a serious incident because an event is identified as a serious incident only if it results in or leads to the death or serious injury of any person on an MCPS site or conducting MCPS business; potential or actual disruption of the planned school day; or, any of the other criteria outlined in MCPS Regulation COB-RA, *Reporting a Serious Incident* (see page 459). Additional information can be found in the glossary on page 445.

Summary: County Special Schools

2021–2022 Number of Out-of-School Suspension Incidents Related to School Safety ^{1 3 5}									
	Arson Fire Explosives	Attack	Dangerous Substances	Disrespect Insubordination Disruption	Fighting	Theft	Threat	Weapons	Other
Total Incidents	0	6	0	0	0	0	0	1	0
Female	0	0	0	0	0	0	0	0	0
Male	0	6	0	0	0	0	0	1	0
Non-binary	--	--	--	--	--	--	--	--	--
Asian	0	0	0	0	0	0	0	0	0
Black or African American	0	1	0	0	0	0	0	0	0
Hispanic/Latino	0	0	0	0	0	0	0	0	0
Two or More Races	0	5	0	0	0	0	0	1	0
White	0	0	0	0	0	0	0	0	0
EML	0	0	0	0	0	0	0	0	0
FARMS	0	1	0	0	0	0	0	1	0
Special Education	0	6	0	0	0	0	0	1	0

Out-of-School Suspension Rate ^{2 3 5}												
	Total Students Enrolled			Percent Students Enrolled			Number Students Suspended			Percent Students Suspended		
	2020	2021	2022	2020	2021	2022	2020	2021	2022	2020	2021	2022
All Students	466	418	415				48	See footnote 4.	3	8.1	See footnote 4	.8
Female	141	130	130	30.3	31.1	31.3	17		3	9.4		2.4
Male	325	288	282	69.7	68.9	68.0	31		0	7.5		.0
Non-binary	--	--	--	--	--	--	--		--	--		--
Asian	34	34	34	7.3	8.1	8.2	2		0	5.0		.0
Black or African American	156	138	144	33.5	33.0	34.7	25		1	11.5		.7
Hispanic/Latino	148	128	115	31.8	30.6	27.7	9		0	5.0		.0
Two or More Races	--	--	--	≤5.0	≤5.0	≤5.0	5		2	21.7		11.8
White	114	99	104	24.5	23.7	25.1	7		0	5.4		.0
EML	103	86	80	22.1	20.6	19.3	11		0	10.9		.0
FARMS	199	148	201	42.7	35.4	48.4	29		1	10.5		.5
Special Education	--	--	--	≥95.0	≥95.0	≥95.0	40		3	8.2		.8

2021–2022 Reported Serious Incidents								
Description	Police Called		Description	Police Called		Description	Police Called	
	No	Yes		No	Yes		No	Yes
Academic Dishonesty	0	0	Drugs	0	1	Robbery, Strong-Armed	0	0
Accident	4	1	Extortion	0	0	Serious Injury	0	0
Alcohol	0	0	Fighting	0	0	Sex Related	2	2
Arrest	0	0	Fire, Not Arson	0	0	Suicide	0	0
Arson	0	0	Gang-Related Incident/Crime	0	0	Theft	0	0
Bomb	0	0	Hate Incident	0	0	Threat, Physical or Verbal	0	2
Bomb Threat	0	0	Malfunction, Essential Equip.	1	0	Vandalism	2	1
Bullying	0	1	Medical Assistance	32	1	Weapon	0	8
Bus	0	0	Missing Child	0	4	Weapon, Toy, Facsimile	0	0
Computer Abuse	0	0	Physical Assault/Attack	2	3	Other	0	2
Disruptive Behavior	2	1	Protective Services	0	0			

¹ Duplicated Count of Students

² Unduplicated Count of Students

³ Data suppressed (--) to comply with federal guidance (see Guidelines for Reporting Data on Page iii).

⁴ Due to the COVID-19 pandemic, the 2020–2021 suspension data is not published as the overall number of incidents was too small to be reported.

⁵ EML = Emergent Multilingual Learners, FARMS = Free and Reduced-price Meals System.

Summary: County Special Schools

2021–2022 Bullying Incidents ⁶		2021–2022 Drills Conducted							
Number Reported	Number Confirmed	Fire	Evacuation	Reverse Evacuation	Shelter in Place	Drop, Cover, and Hold	Severe Weather	Active Assailant	Lockdown
0	0	38	7	7	8	5	6	4	8

2021–2022 Safety Incidents Requiring Alert Status							
Fire	Evacuation	Reverse Evacuation	Shelter in Place	Drop, Cover, and Hold	Severe Weather	Active Assailant	Lockdown
3	0	0	0	0	0	0	0

⁶ The number of reported bullying incidents may differ from the number of bullying incidents reported as a serious incident because an event is identified as a serious incident only if it results in or leads to the death or serious injury of any person on an MCPS site or conducting MCPS business; potential or actual disruption of the planned school day; or, any of the other criteria outlined in MCPS Regulation COB-RA, *Reporting a Serious Incident* (see page 459). Additional information can be found in the glossary on page 445.

Summary: County Schools

2021–2022 Number of Out-of-School Suspension Incidents Related to School Safety ^{1 3 5}									
	Arson Fire Explosives	Attack	Dangerous Substances	Disrespect Insubordination Disruption	Fighting	Theft	Threat	Weapons	Other
Total Incidents	19	496	277	334	817	18	207	127	1
Female	6	181	97	81	324	4	46	30	0
Male	13	315	180	253	493	14	160	97	1
Non-binary	0	0	0	0	0	0	1	0	0
Asian	1	16	16	9	19	0	7	4	0
Black or African American	4	215	76	152	353	5	78	41	1
Hispanic/Latino	10	134	120	94	296	9	65	51	0
Two or More Races	0	37	7	18	42	0	12	7	0
White	3	43	36	22	30	3	20	8	0
EML	8	73	45	44	150	8	36	20	0
FARMS	11	309	163	221	559	16	140	78	0
Special Education	3	161	54	123	175	9	65	32	0

Out-of-School Suspension Rate ^{2 3 5}												
	Total Students Enrolled			Percent Students Enrolled			Number Students Suspended			Percent Students Suspended		
	2020	2021	2022	2020	2021	2022	2020	2021	2022	2020	2021	2022
All Students	166383	160679	161529				2024	See footnote 4.	1756	1.2	See footnote 4	1.1
Female	80085	77518	77533	48.1	48.2	48.0	553		1153	.7		1.5
Male	86298	83118	83794	51.9	51.7	51.9	1471		602	1.8		.7
Non-binary	--	--	--	--	≤5.0	≤5.0	--		1	--		.5
Asian	23592	22904	22716	14.2	14.3	14.1	79		68	.3		.3
Black or African American	35669	35381	35300	21.4	22.0	21.9	888		742	2.6		2.2
Hispanic/Latino	54203	52909	54795	32.6	32.9	33.9	724		690	1.4		1.3
Two or More Races	--	--	--	≤5.0	≤5.0	≤5.0	96		99	1.2		1.3
White	44423	41065	40235	26.7	25.6	24.9	232		153	.5		.4
EML	30770	34385	30527	18.5	21.4	18.9	308		382	1.1		1.3
FARMS	60973	50521	63108	36.6	31.4	39.1	1189		842	2.0		1.4
Special Education	21050	20672	20961	12.7	12.9	13.0	621		442	3.4		2.3

2021–2022 Reported Serious Incidents								
Description	Police Called		Description	Police Called		Description	Police Called	
	No	Yes		No	Yes		No	Yes
Academic Dishonesty	1	0	Drugs	26	145	Robbery, Strong-Armed	0	0
Accident	137	75	Extortion	0	2	Serious Injury	6	2
Alcohol	3	2	Fighting	22	75	Sex Related	132	310
Arrest	3	3	Fire, Not Arson	0	0	Suicide	73	50
Arson	5	1	Gang-Related Incident/Crime	0	0	Theft	2	23
Bomb	0	3	Hate Incident	31	17	Threat, Physical or Verbal	38	261
Bomb Threat	75	10	Malfunction, Essential Equip.	69	5	Vandalism	10	52
Bullying	14	35	Medical Assistance	902	27	Weapon	29	156
Bus	0	0	Missing Child	17	115	Weapon, Toy, Facsimile	0	0
Computer Abuse	4	41	Physical Assault/Attack	47	99	Other	14	81
Disruptive Behavior	81	200	Protective Services	0	0			

¹ Duplicated Count of Students

² Unduplicated Count of Students

³ Data suppressed (--) to comply with federal guidance (see Guidelines for Reporting Data on Page iii).

⁴ Due to the COVID-19 pandemic, the 2020–2021 suspension data is not published as the overall number of incidents was too small to be reported.

⁵ EML = Emergent Multilingual Learners, FARMS = Free and Reduced-price Meals System.

Summary: County Schools

2021–2022 Bullying Incidents ⁶		2021–2022 Drills Conducted							
Number Reported	Number Confirmed	Fire	Evacuation	Reverse Evacuation	Shelter in Place	Drop, Cover, and Hold	Severe Weather	Active Assailant	Lockdown
486	372	1071	196	194	207	185	194	137	204

2021–2022 Safety Incidents Requiring Alert Status							
Fire	Evacuation	Reverse Evacuation	Shelter in Place	Drop, Cover, and Hold	Severe Weather	Active Assailant	Lockdown
179	4	0	31	0	1	1	9

⁶ The number of reported bullying incidents may differ from the number of bullying incidents reported as a serious incident because an event is identified as a serious incident only if it results in or leads to the death or serious injury of any person on an MCPS site or conducting MCPS business; potential or actual disruption of the planned school day; or, any of the other criteria outlined in MCPS Regulation COB-RA, *Reporting a Serious Incident* (see page 459). Additional information can be found in the glossary on page 445.

SECTION VII

GLOSSARY OF TERMS

GLOSSARY OF TERMS

Out-of-School Suspension Categories

<i>Term</i>	<i>Definition</i>
Arson, Fire, Explosives	<p>Arson/Fire (Suspension Code 501)—Setting or attempting to set a fire or helping others to set a fire without intent to endanger others; setting a fire or helping others to set a fire with intent to endanger others or destroy property.</p> <p>False Alarm/Bomb Threat (Suspension Code 502)—Initiating a warning of a fire or other catastrophe without cause, either over a phone or in person (e.g., pulling a fire alarm, misuse of 911); discharging a fire extinguisher without cause; making a bomb threat or threatening a school shooting.</p> <p>Explosives (Suspension Code 503)—Possessing an incendiary or explosive device, material, or any combination of combustible or explosive substances, other than a firearm, that can cause harm to people or property (e.g., firecrackers, smoke bombs, flares; but NOT “snap pops,” which should be treated as a disruption); detonating or possessing and threatening to detonate an incendiary or explosive device or material, as described above.</p>
Attack	<p>Attack on Adult (Suspension Code 401)—Physically attacking an MCPS staff member or other adult, including intentionally striking a staff member who is intervening in a fight or other disruptive activity</p> <p>Attack on Student (Suspension Code 402)—Physically attacking a student; engaging in shoving, pushing, or otherwise being physically aggressive toward another (e.g., body check, intentionally bumping, but NOT horseplay); engaging in a fight or dangerous play that is spontaneous and/or short, and results only in minor cuts, scrapes, and bruises; engaging in a fight which may be large, preplanned, extended, gang related and/or resulting in major injuries, or otherwise especially serious based on the listed factors.</p> <p>Serious Bodily Injury (Suspension Code 408)—Engaging in behavior that unintentionally causes serious bodily injury, or loss of consciousness; engaging in behavior that intentionally causes serious bodily injury, or loss of consciousness.</p> <p>Sexual Attack (Suspension Code 601)—Engaging in behavior toward another that is physically, sexually aggressive.</p>

<i>Term</i>	<i>Definition</i>
Dangerous Substances	<p>Alcohol (Suspension Code 201)—Being under the influence of alcohol; using or possessing alcohol; distributing/selling alcohol.</p> <p>Inhalants (Suspension Code 202)—Being under the influence of inhalants; using or possessing inhalants; distributing/selling inhalants.</p> <p>Drugs/Controlled Substances (Suspension Code 203)—Unauthorized use, possession, or being under the influence of non-illegal drugs (e.g., prescription or non-prescription medication); using, possessing or being under the influence of illegal drugs; distributing or selling non-illegal or illegal drugs (such as Juuls, Vapes, e-cigarettes, and Edibles).</p> <p>Tobacco (Suspension Code 204)—Using or possessing tobacco in any form (such as Juuls, Vapes, e-cigarettes, and Edibles).</p>
Disrespect, Disruption	<p>Disrespect (Suspension Code 701)—Making inappropriate or offensive gestures, verbal or written comments, or symbols to others (e.g., verbal put-downs, cursing, talking back); repeatedly or persistently defying or refusing to follow directions of teachers, staff, or administrators.</p> <p>Disruption (Suspension Code 704)—Engaging in minor behavior that distracts from the learning environment; persistently or habitually engaging in minor behavior that distracts from the learning environment (e.g., talking out of turn, throwing small items, horseplay); engaging in moderate to serious behavior that distracts from teaching and learning and directly affects the safety of others (e.g., throwing harmful items; sending or posting incendiary texts/social media messages; videos; disrupting a fire drill; interrupting an exam; verbal abuse of staff).</p> <p>Sexual Harassment (Suspension Code 602)—Unwelcome sexual advances; requests for sexual favors; and/or other inappropriate verbal, written, or physical conduct of a sexual nature; directed toward others; inappropriate use of electronic devices/social media in such context.</p>
Fighting	<p>Fighting (Suspension Code 405)— Physically attacking another; engaging in shoving, pushing, or otherwise being physically aggressive toward another (e.g., body check, intentionally bumping, but NOT horseplay); engaging in a fight or dangerous play that is spontaneous and/or short, and results only in minor cuts, scrapes, and bruises; engaging in a fight which may be large, preplanned, extended, gang related and/or resulting in major injuries, or otherwise especially serious based on the listed factors.</p>
Theft	<p>Theft (Suspension Code 803)—Taking or obtaining property of another without permission and/or knowledge of the owner; persistently or habitually taking or obtaining property of another without permission and/or knowledge of the owner; taking or obtaining property of another without permission and/or knowledge of the owner, where the theft is especially serious based on the listed factors.</p>

<i>Term</i>	<i>Definition</i>
Threat	<p>Threat to Adult (Suspension Code 403) - Threatening language (verbal or written/electronic; implicit or explicit) or physical gestures directed toward a staff member or any other adult.</p> <p>Threat to Student (Suspension Code 404)-Threatening language (verbal or written/electronic; implicit or explicit) or physical gestures directed toward a student.</p> <p>Extortion (Suspension Code 406) - Using a threat, fear, or force (without a weapon) to get a person to turn over property; using a threat, fear, or force (with a weapon) to get a person to turn over property.</p> <p>Bullying (Suspension Code 407) - Unwanted, demeaning behavior among students that meets the criteria for prohibited conduct in Policy JHF and includes— (1) an imbalance of power (individuals who bully use their physical, emotional, social, or academic power to control, exclude, or harm others); and (2) repetition (bullying behaviors happen more than once or are highly likely to be repeated based on evidence gathered).</p> <p>Harassment (Suspension Code 407) - Actual or perceived negative actions that meet the criteria for prohibited conduct in Policy JHF and offends, ridicules, or demeans another individual with regard to an individual’s actual or perceived personal characteristics</p> <p>Cyberbullying (Suspension Code 407) -Bullying that meets the criteria for prohibited conduct in Policy JHF <i>and</i> is transmitted by means of a portable communication device through electronic communication that allows individuals to view or share content. (1) Cyberbullying includes sending, posting, or sharing personal or private information about someone, causing embarrassment or humiliation. (2) Cyberbullying may be subject to disciplinary action when there is a connection back to the school setting, it creates risk of harm to other students while they are at school, or it interferes with the educational environment, regardless of whether the instructional environment is in person or virtual.</p>
Weapons	<p>Firearms (Suspension Code 301) - Possession of a firearm as defined in 18 U.S.C. §921 (e.g., handgun).</p> <p>Other Guns (Suspension Code 302) - Possessing, using, and/or threatening to use firearm facsimiles, gun-like toys, and/or other similar items such as a water gun; possessing, using, or threatening to use a non-firearm gun (such as a BB, pellet, cap, or airsoft gun), or a gun-like toy modified to resemble a firearm.</p> <p>Knives and Other Weapons (Suspension Code 303)—Possessing a knife or other implement that could cause serious bodily harm, without intent to use as a weapon; possessing a knife or other implement that could cause serious bodily harm, with intent to use as a weapon; using or threatening to use a knife or other implement as a weapon with intent to cause serious bodily harm.</p>

<i>Term</i>	<i>Definition</i>
Other	<p>Class Cutting (Suspension Code 101)—Failing to attend a class after arrival at school without an excused reason; persistently failing to attend a scheduled class after arrival at school without excused reasons.</p> <p>Academic Dishonesty (Suspension Code 801)—Plagiarizing, such as by taking someone else’s work or ideas (for students in Grades 3–12); forgery, such as by faking a signature of a teacher or parent/guardian; or cheating; sharing or otherwise distributing information contained on assessments or other graded work; tampering with, or assisting another to tamper with, the MCPS computer network or exams; repeatedly or widely distributing information contained on assessments or other graded work.</p>

Terms Related to Out-of-School Suspension Reporting

<i>Term</i>	<i>Definition</i>
Total Students Enrolled	The number of students in each of the indicated categories.
Percent Students Enrolled	For the student groups, this indicates the percentage of students as compared with the total population of the school.
Number Students Suspended	The number of students suspended in each student category. It is an unduplicated count of students, meaning a student is counted only once regardless of the number of times that student may have be suspended.
Percent Students Suspended	For the student groups, this indicates the percentage of students suspended as compared to the population of the individual student group.

Serious Incident Categories and Definitions

<i>Term</i>	<i>Definition</i>
Academic Dishonesty	The intentional misrepresentation of one's work toward educational progress, which can include cheating or other forms of dishonesty. Plagiarism refers to the use of another's ideas, information, language, or writing, when done without proper acknowledgment of the original source.
Accident	An unintentional incident that causes disruption in the school day.
Alcohol	Distribution—The distribution of the substance, the possession of the quantity of a substance in excess of that which would be reasonable for personal use, or the act of distribution of the substance to others. Possession—Having on one's person the substance in question.
Arrest	Action by the police to take a student into custody with the intent to press formal charges.
Arson	Willful and malicious fire setting or the threat of same.
Bomb	An explosive, incendiary, or toxic material combined with a delivery or detonating apparatus, or a device modified to do so, or a look-alike.
Bomb Threat	The threat that an explosive device exists that would harm the functions of the school day.
Bullying	<p>In accordance with Maryland law, conduct, including verbal, physical, or written conduct or an intentional electronic communication that creates a hostile educational environment by substantially interfering with a student's educational benefits, opportunities, or performance, or with a student's physical or psychological well-being, and is—</p> <p>(1) Either (a) motivated by an actual or a perceived personal characteristic, including race, ethnicity, color, ancestry, national origin, religion, immigration status, sex, gender expression, sexual orientation, family/parental status, marital status, age, physical or mental disability, poverty and socioeconomic status, language, or other legally or constitutionally protected attributes; (b) sexual in nature; or (c) threatening or seriously intimidating;</p> <p>and</p> <p>(2) Either (a) occurs on school property, at a school-sponsored activity or event, or on a school bus; or (b) substantially disrupts the orderly operation of a school.</p> <p>Cyberbullying is a form of bullying, harassment, and intimidation. "Cyberbullying" means a communication transmitted by means of an electronic device, and includes the use of social media sites. Cyberbullying shall include any future applications that fall under "electronic communication." "Electronic Communication" means a communication transmitted by means of an electronic device, including a telephone, cellular phone, computer or tablet.</p> <p style="text-align: center;">MD. ANN. CODE, EDUCATION § 7-424.</p>

<i>Term</i>	<i>Definition</i>
Bus Incident	Any incident that occurs on a school bus and/or interferes with the route responsibilities.
Computer Abuse	The misuse of technology as outlined in MCPS Regulation IGT-RA, <i>User Responsibilities for Computer Systems, Electronic Information, and Network Security</i> .
Crisis Center	The Montgomery County Crisis Center conducts psychological services. Schools refer students there when behaviors are exhibited that the school believes warrant a psychological evaluation.
Disruptive Behavior	Behavior that interferes with the normal operation of the entire school.
Drugs	<p>Distribution—The distribution of the substance, the possession of the quantity of a substance in excess of that which would be reasonable for personal use, or the act of distribution of the substance to others.</p> <p>Possession—Having on one’s person the substance in question.</p> <p>Paraphernalia—Having on one’s person or in a location used by the person those items that enable use of the controlled substance.</p>
Extortion	The use, or the express or implicit threat of the use, of violence or other criminal means to cause harm to a person, reputation, or property as a means to obtain something of value or to compel some action from someone else.
Fighting	A physical conflict between two or more individuals, which could include students, staff, or community members, in a school facility or at a school-sponsored event.
Fire, Not Arson	The existence, or evidence of prior existence, of fire on school property.
Gang-related Incident/Crime	Activity related to a formal or informal ongoing organization, association, or group of three or more persons who; (a) have a history of criminal street gang activity; (b) have a common name or common identifying signs, colors, or symbols; and (c) have members or associates who, individually or collectively, engage in or have engaged in a pattern of criminal activity.
Hate Incident	<p>Crime—Identified and charged by the police with harassing a person or damaging property of a person because of race, color, religious beliefs, sexual orientation, or national origin.</p> <p>Graffiti—Defacement of property that denigrates on the basis of race, color, religious beliefs, sexual orientation, or national origin.</p> <p>Other—Activity other than crime or graffiti that denigrates on the basis of race, color, religious beliefs, sexual orientation, or national origin.</p>

<i>Term</i>	<i>Definition</i>
Malfunction, Essential Equipment	Any equipment disorder that interferes with the normal operation of the entire school.
Medical Assistance	Request for emergency services.
Missing Child	Report of a student missing from expected attendance at school.
Physical Assault/Attack	An offensive and intentional touching or striking of a person against his or her will, intentionally causing bodily harm.
Protective Services	An incident that requires reference of student to Child Welfare Services.
Robbery, Strong-armed	The taking of property of another from his person or in his presence by force or reasonable fear of violence.
Serious Injury	Physical injury that requires medical attention outside the school.
Sex Related	<p>Assault—Any type of physical contact with a person that is sexual in nature.</p> <p>Harassment—The unwelcome sexual advances, requests for sexual favors, and other inappropriate verbal or written conduct of a sexual nature.</p> <p>Rape—Engaging in sexual intercourse that is forced on another without the person's consent or against the person's will.</p>
Suicide Related	<p>Attempted Suicide—The act of intentionally attempting to take one's own life.</p> <p>Suicidal Ideations—The act of thinking about taking one's own life.</p> <p>Suicide—The act of intentionally taking one's own life.</p>
Theft	Dishonestly acquiring property belonging to another with the intention of permanently depriving the other of it.
Threat, Physical or Verbal	Expression of intent to damage or injure; intimidation.
Vandalism	<p>Graffiti—Images or lettering scratched, scrawled, painted, or any form of marking on property that does not belong to the artist.</p> <p>Other—Intentional abuse, damage or destruction of any portion of school facilities, furnishings, or property.</p>

<i>Term</i>	<i>Definition</i>
Weapon	Implements that can cause bodily harm, and the term includes but is not limited to, knives, metal knuckles, nunchakus, guns, rifles, firearms, BB guns, paintball guns, pellet guns, and any object used as a weapon.
Weapon, Toy, Facsimile	Implements that are designed to resemble those items that can cause bodily harm.
Other	Incidents not related to any of the other categories but are reported to the Office of the Chief of Teaching, Learning, and Schools.

Terms Related to Bullying Incidents

<i>Term</i>	<i>Definition</i>
Bullying	<p>Unwanted, demeaning behavior among students that meets the criteria for prohibited conduct in Policy JHF and includes—</p> <p>(1) an imbalance of power (individuals who bully use their physical, emotional, social, or academic power to control, exclude, or harm others); and</p> <p>(2) repetition (bullying behaviors happen more than once or are highly likely to be repeated based on evidence gathered).</p> <p>Cyberbullying - Bullying that meets the criteria for prohibited conduct in Policy JHF <i>and</i> is transmitted by means of a portable communication device through electronic communication that allows individuals to view or share content.</p> <p>(1) Cyberbullying includes sending, posting, or sharing personal or private information about someone, causing embarrassment or humiliation.</p> <p>(2) Cyberbullying may be subject to disciplinary action when there is a connection back to the school setting, it creates risk of harm to other students while they are at school, or it interferes with the educational environment, regardless of whether the instructional environment is in person or virtual.</p>
Number Reported	<p>The number of reported bullying incidents represents the number of <i>Bullying, Harassment, or Intimidation</i> reporting forms (MCPS Form 230-35) turned in for the current school year. State law requires that any person who reports bullying, harassment, or intimidation be given the opportunity to make a written report by filling out this form, but they are not required to do so. However, any report of bullying, harassment, or intimidation, either written or verbal, must be investigated by school administration. For more information, please see MCPS Regulation JHF-RA, <i>Student Bullying, Harassment, or Intimidation</i>.</p>
Number Confirmed	<p>Number of reported bullying events deemed accurate upon investigation by school administrator.</p>

Definition of Drills and Alerts

<i>Term</i>	<i>Definition</i>
Lockdown Drill	The planned practice of an emergency in the school or on the campus indicating imminent danger exists to students and staff members.
Active Assailant Drill	<p>The Safe Schools Act of 2018 recommends that school systems in Maryland conduct active assailant drills. An active assailant is someone who enters or approaches a building with the intent of doing harm to others. In many cases, an active assailant is an active shooter but could also use other means to inflict harm.</p> <p>Lockdown with Options, is the MCPS version of an active assailant drill. In this drill, students and staff are trained in situational awareness to engage in one of the following strategies to stay safe:</p> <ul style="list-style-type: none"> • If safe and practicable to do so, AVOID the area by quickly moving or fleeing as far away from the threat as possible. • When you cannot safely AVOID, or it is impossible to do so, lock and secure the room to DENY access to an assailant, following lockdown procedures. • At a last resort, act by yourself, or, with age appropriate students who are willing to assist, to DEFEND yourself and others. <p>This drill is conducted in an age-appropriate manner for students.</p>
Directed Evacuation Drill	The planned practice of an evacuation of the school due to causes other than a fire emergency.
Drop, Cover, and Hold Drill	<p>The planned practice of a drop, cover, and hold where students and staff take cover under a desk (DROP); away from windows, cover eyes (COVER); make efforts to protect vital organs, and hold onto the desk legs (HOLD).</p> <p>If Indoors do the following:</p> <ul style="list-style-type: none"> • DROP to the ground. • Take COVER by getting under a sturdy table or other piece of furniture. • HOLD on until the shaking stops. • If there isn't a table or desk near you, then cover your face and head with your arms and crouch in an inside corner of the building. • Stay away from glass, windows, and hanging light fixtures that could fall. Use a doorway for shelter only if it is strongly supported and load bearing. Do not use elevators in the building. • Minimize your movements to a few steps to a nearby safe place and if you are indoors, stay there until the shaking has stopped and you are sure exiting is safe. <p>If Outdoors stay there. Move away from the building, streetlights, and utility wires.</p>
Fire Evacuation Drill	The planned practice of an emergency evacuation of a school due to a fire emergency. By 2017 school year, each school was required to conduct ten fire evacuation drills. Starting 2018 school year, the State of Maryland Fire Prevention Code requires that five fire emergency drills be conducted in schools which are fully protected by an automatic sprinkler system and eight in schools not fully protected by an automatic sprinkler system.

<i>Term</i>	<i>Definition</i>
Public Safety Shelter Drill	The planned practice of an emergency in the community caused by a public safety department response requiring students and staff to shelter inside the school building.
Reverse Evacuation Drill	Students and staff are moved as quickly as possible back into secure buildings and roll is taken; A reverse evacuation can occur when a dangerous situation outside requires students and staff to be directed back into the building. Some examples of these dangerous situations include severe weather, police activity in the area, or a dangerous person on the playground.
Severe Weather Shelter Drill	The planned practice of an emergency in the community caused by a high wind weather emergency requiring students and staff to shelter inside the main school building.

<i>Term</i>	<i>Definition</i>
Lockdown Incident	Actual emergency in a school or on the campus indicating imminent danger exists to students and staff.
Active Assailant Incident	An individual actively engaged in killing or attempting to kill people in a confined and populated area.
Directed Evacuation Incident	Actual evacuation of the school due to an emergency in the building other than a fire emergency.
Drop, Cover, and Hold Incident	Actual earthquake or imminent danger to buildings or surroundings
Fire Evacuation Incident	Actual emergency evacuation of the school due to a fire or activation of the fire evacuation alarm.
Reverse Evacuation Incident	Actual emergency where conditions inside are safer than they are outside
Shelter Incident	<p>Public Safety Shelter Incident: Actual emergency in the community caused by a public safety response requiring students and staff to shelter inside the main school building.</p> <p>Severe Weather Shelter Incident: Actual emergency in the community caused by a high wind weather emergency requiring students and staff to shelter inside the main school building.</p> <p>Outside Hazardous Material Release Shelter Incident: Actual emergency in the community caused by a release of a hazardous material requiring the students and staff to shelter inside the main school building.</p>

SECTION VIII

REGULATION COB-RA, *Incident Reporting*

REGULATION

MONTGOMERY COUNTY PUBLIC SCHOOLS

Related Entries:

ACA, ACF-RA, ACH, ACH-RA, COA, COA-RA, COC-RA, COE-RA, COF-RA, COG-RA, EBA-RA, EBJ-RA, EBK-RA, ECC-RA, EEA-RA, EKA-RA, GKA-RA, IGN, IGO-RA, JGA-RA, JGB-RA, JHC, JHC-RA, JHF-RA, JHG-RA, JPD, JPD-RB, Negotiated Agreements

Responsible Office:

Chief of Teaching, Learning, and Schools; Chief of Strategic Initiatives; Chief of Staff Montgomery County Public Schools

Incident Reporting

I. PURPOSE

To provide guidance for reporting health, safety, and security incidents to the Montgomery County Public Schools (MCPS) Office of the Chief of Teaching, Learning, and Schools (OTLS), Office of School Support and Improvement (OSSI), Systemwide Safety and Emergency Management (DSSEM); other MCPS offices, law enforcement, and other external agencies.

To coordinate and manage system responses through the Incident Management System (IMS) or other established reporting protocols

To provide guidance for reporting such incidents to the public as appropriate

II. DEFINITIONS

- A. *MCPS property* means any school or other facility, including grounds owned or operated by MCPS, MCPS buses, and other MCPS vehicles, and the facility, and/or the grounds of any MCPS-sponsored activity involving students.
- B. The *principal/director* means the administrator responsible for a school or office as appropriate, or their designee.
- C. A *reportable incident* means any incident –

1. reported to MCPS employees that occurs on MCPS property or in connection with a school-sponsored activity, and
2. includes some level of risk, harm, or threat of harm to staff or students, seriously disrupts school operations, or
3. concerns staff or students and could escalate to a community concern or elevated police or legal matter.

III. INCIDENT RESPONSE PROCEDURES

A. Immediate incident response

Upon the occurrence of a reportable incident, including those that occur before or after the school day, employees at the school/work site must address the emergent situation according to established school/site-based crisis plans, and report the incident as follows:

1. School/site-based staff notify the principal/director immediately
2. Principal/director or designee contacts law enforcement immediately (if incident is described in section III.B below)
3. Principal/director or designee contacts OSSI immediately, or within one hour as emergent circumstances require
 - a) The school/site-based crisis plan must designate a staff member responsible for calling OSSI.
 - b) OSSI will notify other MCPS offices, as appropriate (see section IV below).
4. In the event that an incident occurs before or after school hours (e.g. a school break-in or vandalism over the weekend) and is reported to the Department of Systemwide Safety and Emergency Management (DSSEM) and/or principal, both DSSEM staff and the principal must contact OSSI promptly.
5. Notify the parents/guardians of students directly involved as soon as appropriate considering the emergent circumstances –
 - a) See section V below regarding notification of the school community and the broader public.

- b) As set forth in MCPS Regulation JHC-RA, *Reporting and Investigating Child Abuse and Neglect*, incidents of suspected child abuse and/or neglect require principals/designees to collaborate with law enforcement to determine who will notify parents/guardians.
- B. In accordance with the Memorandum of Understanding regarding Community Engagement Officers (MOU-CEO),¹ the following incidents must be reported to the appropriate law enforcement agency immediately as well as OSSI.
- 1. The appropriate law enforcement agency shall take the lead in responding to and investigating the following:
 - a) Death (including suicide or attempted suicide; for suicide risk, see also MCPS Form 335-54, *Suicide Risk Reporting Form*)
 - b) Rape and/or sexual assault with another by force or threat of force (for suspected child abuse and/or neglect, see MCPS Regulation JHC-RA, *Reporting and Investigating Child Abuse and Neglect*)
 - c) Robbery/attempted robbery (taking property of another from their person or in their presence by force, reasonable fear of violence, or intimidation whether the perpetrator is armed or unarmed)
 - d) Hate crime (harassing a person or damaging property of a person because of their actual or perceived personal characteristics, as set forth in Montgomery County Board of Education Policy ACA, *Nondiscrimination, Equity, and Cultural Proficiency*)
 - e) Possession of a firearm, knowingly brought onto or knowingly brandishing or using any other dangerous or deadly weapon, including any device designed or manipulated to shoot any projectile to cause harm, on MCPS property (see also MCPS Regulation COE-RA, *Weapons*)
 - f) Gang-related incident/crime (see also MCPS Regulation JHG-RA, *Gangs, Gang Activity, or Other Similar Destructive or Illegal Group Behavior Prevention*)

¹ Full title: Reporting protocols for incidents that involve law enforcement are set forth in the *Memorandum of Understanding Between the Montgomery County Police Department and the Montgomery County Public Schools and Other Agencies Regarding the Community Engagement Officer Program and Other Law Enforcement Responses to School-based Incidents*, August 30, 2021. (*Memorandum of Understanding*)

2. After consultation with the principal/director/designee, CEO, or other law enforcement officers, the appropriate law enforcement agency may take the lead in responding to and investigating the following:
 - a) Arson (willfully and maliciously set fire) or verbal or written threat of arson
 - b) Manufacture or possession of a destructive device (explosive, incendiary, or toxic material combined with a delivery or detonating apparatus or modified to do so) (see also MCPS Regulation EKA-RA, *Emergency and Disaster Preparedness*)
 - c) Knowingly making false reports about the location or detonation of a destructive device
 - d) Distribution or manufacture of a controlled dangerous substance
 - e) In the event of a 911 call regarding a physical attack on another that requires medical attention outside of the school health room (for suspected child abuse and/or neglect, see also MCPS Regulation JHC-RA, *Reporting and Investigating Child Abuse and Neglect*)
 - f) Theft (any single incident or series of incidents committed by the same perpetrator where the value of the stolen property is \$500 or more)
 - g) Possession of a potentially dangerous or deadly weapon on school property that is not knowingly brandished or used to cause harm²
 - h) Possession of, and/or possession with intent to distribute, a controlled dangerous substance (see also Board Policy IGN, *Preventing Alcohol, Tobacco, and Other Drug Abuse in Montgomery County Public Schools*, and MCPS Regulation IGO-RA, *Guidelines for Incidents of Alcohol, Tobacco, and Other Drug Abuse Involving Students*).
- (1) Whether or not law enforcement takes the lead in the investigation, MCPS staff shall turn over to the appropriate law enforcement agency any substance that come into their possession that they suspect to be a controlled substance.

² A butter knife is not a dangerous or deadly weapon. See *In re Melanie H.*, 120 Md.App.158 (1999)

- (2) However, if the material was acquired from a student during a drug counseling or information-seeking conference, Maryland law requires MCPS staff to keep confidential the identity of the student (see MCPS Regulation IGO-RA, *Guidelines for Incidents of Alcohol, Tobacco, and Other Drug Abuse Involving Students*).
- C. Absent exigent circumstances, law and MCPS will collaborate to determine the best course of action when handling school-based events; the vast majority of incidents at school can be managed to utilize existing wrap-around school resources. For circumstances, not covered by the MOU-CEO, the school is expected to use applicable, existing, wrap-around school services, prior to contacting the police.
- D. The following incidents should be reported to OSSI within one hour, even if all facts about the incident have not yet been assembled. These types of incidents may necessitate additional reporting to law enforcement or other external agencies on a case-by-case basis:
 - 1. Other Safety/Security Incidents
 - a) Any request for fire and rescue assistance
 - b) Fire (see also MCPS Regulation EBA-RA, *Fire Safety*)
 - c) Any physical or paper arrest on MCPS property
 - d) Any search and seizure of a student and/or student possessions (see also MCPS Regulation JGB-RA, *Search and Seizure*)
 - e) Lockdown, evacuation, or shelter (see also MCPS Regulation EKA-RA, *Emergency and Disaster Preparedness*)
 - f) Hazardous materials incidents (see also MCPS Regulation EKA-RA, *Emergency and Disaster Preparedness*)
 - 2. Emergency Health Care
 - a) Any request for emergency medical assistance (see also MCPS Regulation EBJ-RA, *Emergency Care and First Aid in Schools*)
 - b) Any incident resulting in a critical injury, defined as any injury which may result in death, loss of limb, or a permanent impairment

- c) Any emergency health care incident with established state or federal reporting requirements (e.g., administration of epinephrine associated with anaphylaxis, administration of naloxone associated with opioid overdose, bloodborne pathogens incident, or use of an automatic external defibrillator) (see also MCPS Regulation JPD-RB, *Emergency Care for Students Experiencing Anaphylaxis*, and Board Policy IGN, *Preventing Alcohol, Tobacco, and Other Drug Abuse in Montgomery County Public Schools*)
 - d) Confirmed contagious illnesses (e.g., Pertussis or Tuberculosis)
 - e) Other accidents with reporting requirements set forth in MCPS Regulation EBH-RA, *Reporting Student Accidents*:
 - (1) any injury to the head, eye, neck, or spine,
 - (2) any bone or joint injury that results in swelling,
 - (3) any puncture wound, burn, or laceration that looks as though it may require sutures,
 - (4) any harmful or improper ingestion of a medication, chemical, or foreign material, any ingestion of a controlled substance, or
 - (5) any animal bite (see also MCPS Regulation EBK-RA, *Reporting and Caring for an Animal Bite*).
3. Property damage/malfunction
- a) Substantial or critical malfunction of essential equipment, facilities, and/or services
 - b) Serious property damage that results in disruption of the school day (see also MCPS Regulation ECC-RA, *Loss of or Damage to Montgomery County Public Schools Property*)
4. Discipline
- Misconduct that results in potential or actual serious disruption of the planned school day

IV. INCIDENT MANAGEMENT SYSTEM (IMS) AND OTHER REPORTING PROTOCOLS

- A. With limited exceptions, incidents that arise during the school day or at school-sponsored activities are reported to OSSI and documented and distributed, as appropriate, through the IMS to promote a streamlined “one-stop” approach to incident management.
 1. Upon receipt of a call from a principal/director/designee, OSSI will initiate a report in the IMS and use the IMS to contact other offices to communicate, manage, and coordinate system responses among appropriate offices, to include but not limited to Risk Management, Department of Communications, DSSEM, , Student and Family Support and Engagement, Student Welfare and Compliance, Office of the General Counsel (OGC), and Employee Engagement, Compliance, and Investigations (EECI).
 2. The principal/director/designee will update the IMS record within 48 hours with additional information regarding the incident and close out the incident report when all relevant information is submitted.
- B. The following incidents are subject to reporting requirements as set forth in state or federal requirements, the MOU-CEO, and/or other MCPS regulations, some of which may require reporting to MCPS offices in addition to, or instead of, OSSI:
 1. Child abuse and/or neglect are reported to Montgomery County Child Protective Services and/or Adult Protective Services (as defined and in accordance with MCPS Regulation JHC-RA, *Reporting and Investigating Child Abuse and Neglect*).
 2. Bus operators report bus accidents directly to the MCPS Department of Transportation (DOT). Accident scene responsibilities, notification, and reporting requirements are consistent with state and federal requirements and are set forth in MCPS Regulation EEA-RA, *Student Transportation*. When a bus accident or other on-board incident necessitates communication with parents/guardians, the school should call OSSI immediately after receiving notice of the incident from DOT.
 3. When a staff person receives a report of an incident of bullying/harassment/intimidation of a student, including sexual harassment of a student, the information is promptly reported to the principal/designee, documented on MCPS Form 230-35, *Bullying, Harassment, or Intimidation Reporting Form*, and investigated as follows:

- a) Bullying/harassment/intimidation of students, other than sexual harassment, is documented and investigated by the principal as set forth in MCPS Regulation JHF-RA, *Student Bullying, Harassment, or Intimidation*.
 - (1) The incident is recorded in the Synergy.
 - (2) It is not necessary to call OSSI or document the incident in the IMS, unless the incident also meets requirements set forth in sections III.B and/or III.C. Schools are advised to consult with OSSI for guidance as needed and appropriate.
 - b) Sexual harassment of a student is subject to reporting and investigation procedures set forth in MCPS Regulation ACF-RA, *Sexual Harassment*. Some forms of sexual harassment may constitute criminal conduct resulting in criminal penalties or child abuse, and therefore may require investigation by law enforcement or reporting according to MCPS Regulation JHC-RA, *Reporting and Investigating Child Abuse and Neglect*, and/or the terms of the MOU-CEO.
 - (1) After completing any mandated reporting requirements, the principal/designee calls OSSI, and the call is documented and distributed, as appropriate, through the IMS to the Compliance Unit. In collaboration with OSSI, the Compliance Unit is responsible for monitoring the MCPS response to reported incidents of sexual harassment of students.
 - (2) If law enforcement is involved, Student Welfare and Compliance should be consulted to coordinate the MCPS response with law enforcement. Student Welfare and Compliance will notify DSSEM to ensure appropriate coordination with law enforcement.
 - (3) The incident is documented by the principal/designee as set forth in MCPS Regulation ACF-RA, *Sexual Harassment*, and recorded in Synergy.
4. Any incidents of restraint or seclusion (see MCPS Regulation JGA-RA, *Classroom Management and Student Behavior Interventions*) are reported to the Office of Special Education and recorded in Synergy. The parent/guardian must be notified within 24 hours. Additionally there should

be a serious effort to contact the parent/guardian by the end of the school day.

5. Reports and claims involving work-related injuries to employees or volunteers are reported directly to the CorVel Corporation, a third party who administers workers compensation claims for MCPS.
 6. Workplace bullying of employees and other employee-related grievances or complaints are reported according to procedures set forth in MCPS Regulation ACH-RA, *Workplace Bullying*, MCPS Regulation GBA-RA, *Equal Employment Opportunity*, MCPS Regulation GKA-RA, *Administrative Complaint*, or negotiated agreements.
- C. A call to OSSI is not necessary for general property damage incidents that do not result in the disruption of the school day (excluding vandalism), but must be recorded in the IMS by the school within five days. Vandalism must be reported to DSSEM and OSSI within an hour of discovery and recorded in the IMS.
- D. Periodically throughout the school year, OSSI, in collaboration with other offices, will confirm that all incident reports have been completed to ensure accurate reporting.

V. COMMUNICATION

OSSI will notify and collaborate with the school and all appropriate offices, including the Department of Communications, DSSEM, EECI, and OGC, as appropriate, to assign responsibilities for communicating with the school and community regarding the incident.

- A. As soon as possible, the principal/director, OSSI, and collaborating offices will –
1. identify the appropriate communication lead (which may be the principal/director),
 2. determine and verify key facts, and
 3. determine procedures to be followed to avoid interfering with active investigations by law enforcement or other agencies, safeguard the confidentiality, privacy, and due process rights of the person(s) involved, including adherence to negotiated agreements with employee associations and applicable Memoranda of Understanding.
- B. When law enforcement is involved in an incident, information will only be released upon approval from OSSI, in collaboration with EECI and OGC, as appropriate. Communications regarding incidents related to child abuse and/or neglect must be

in accordance with MCPS Regulation JHC-RA, *Reporting and Investigating Child Abuse and Neglect*, and the MOU-CEO.

- C. Prior consultation with the communication lead is required before releasing information about the incident to parents/guardians, employees, students, and other relevant stakeholders, as appropriate.
- D. A communications release regarding an incident may contain the following elements:
 - 1. A description of the incident and actions taken to resolve the problem
 - 2. A statement of any support activities that parents/guardians and/or immediate supervisors or others can provide (as appropriate)
- E. A copy of any communication to the public will be retained on file with OSSI and noted in the IMS.

Regulation History: Formerly Regulation No. 285-9, November 19, 1976; revised January 31, 1992; revised November 4, 1996; revised July 20, 1998; revised September 24, 1999; updated office titles June 1, 2000; revised February 28, 2006; revised October 18, 2013; revised September 5, 2014; revised September 5, 2018; revised December 17, 2018; revised August 31, 2021.

SECTION IX

INDEX

Alphabetical Page References to Schools/Programs

Alternative Programs	418	Damascus HS	372
Arcola ES	4	Darnestown ES	70
Argyle MS	278	Diamond ES	72
Ashburton ES	6	Dr. Charles R. Drew ES	74
John T. Baker MS	280	DuFief ES	76
Benjamin Banneker MS	282	East Silver Spring ES	78
Bannockburn ES	8	Eastern MS	290
Lucy V. Barnsley ES	10	Thomas Edison High School of Technology	374
Beall ES	12	Albert Einstein HS	376
Bel Pre ES	14	Fairland ES	80
Bells Mill ES	16	Fallsmead ES	82
Belmont ES	18	Farmland ES	84
Bethesda ES	20	William H. Farquhar MS	292
Bethesda-Chevy Chase HS	362	Fields Road ES	86
Beverly Farms ES	22	Flower Hill ES	88
Montgomery Blair HS	364	Flower Valley ES	90
James Hubert Blake HS	366	Forest Knolls ES	92
Bradley Hills ES	24	Forest Oak MS	294
Briggs Chaney MS	284	Fox Chapel ES	94
Brooke Grove ES	26	Robert Frost MS	296
Brookhaven ES	28	Gaithersburg ES	96
Brown Station ES	30	Gaithersburg HS	378
Burning Tree ES	32	Gaithersburg MS	298
Burnt Mills ES	34	Galway ES	98
Burtonsville ES	36	Garrett Park ES	100
Cabin John MS	286	Georgian Forest ES	102
Candlewood ES	38	Germantown ES	104
Cannon Road ES	40	William B. Gibbs, Jr. ES	106
Carderock Springs ES	42	Glen Haven ES	108
Rachel Carson ES	44	Glenallan ES	110
Cashell ES	46	Goshen ES	112
Cedar Grove ES	48	Great Seneca Creek ES	114
Chevy Chase ES	50	Greencastle ES	116
Winston Churchill HS	368	Greenwood ES	118
Clarksburg ES	52	Harmony Hills ES	120
Clarksburg HS	370	Highland ES	122
Clearspring ES	54	Highland View ES	124
Roberto W. Clemente MS	288	Herbert Hoover MS	300
Clopper Mill ES	56	Jackson Road ES	126
Cloverly ES	58	Walter Johnson HS	380
Cold Spring ES	60	Jones Lane ES	128
College Gardens ES	62	Kemp Mill ES	130
Cresthaven ES	64	John F. Kennedy HS	382
Capt. James E. Daly ES	66	Kensington Parkwood ES	132
Damascus ES	68	Francis Scott Key MS	302

Alphabetical Page References to Schools/Programs

Martin Luther King, Jr. MS	304	Thomas W. Pyle MS	326
Kingsview MS	306	Quince Orchard HS	396
Stephen Knolls School.....	420	Redland MS	328
Lake Seneca ES	134	Judith A. Resnik ES	186
Lakelands Park MS.....	308	Regional Institute for Children and Adolescents (RICA)	424
Lakewood ES.....	136	Dr. Sally K. Ride ES.....	188
Laytonsville ES	138	Ridgeview MS	330
JoAnn Leleck ES	140	Ritchie Park ES	190
Little Bennett ES	142	Rock Creek Forest ES	192
A. Mario Loiederman MS	310	Rock Creek Valley ES.....	194
Longview School.....	422	Rock Terrace School	426
Luxmanor ES	144	Rock View ES	196
Col. Zadok Magruder HS	384	Rockville HS.....	398
Thurgood Marshall ES	146	Lois P. Rockwell ES.....	198
Maryvale ES	148	Rocky Hill MS.....	332
Spark M. Matsunaga ES	150	Rolling Terrace ES	200
S. Christa McAuliffe ES	152	Rosemary Hills ES	202
Ronald McNair ES	154	Rosemont ES.....	204
Meadow Hall ES	156	Bayard Rustin ES.....	206
Mill Creek Towne ES	158	Carl Sandburg Learning Center	428
Monocacy ES.....	160	Seneca Valley HS	400
Richard Montgomery HS	386	Sequoyah ES	208
Montgomery Knolls ES	162	Seven Locks ES.....	210
Montgomery Village MS.....	312	Shady Grove MS.....	334
Neelsville MS	314	Odessa Shannon MS.....	336
New Hampshire Estates ES	164	Sherwood ES	212
Newport Mill MS.....	316	Sherwood HS.....	402
Roscoe R. Nix ES	166	Sargent Shriver ES	214
North Bethesda MS	318	Silver Creek MS	338
North Chevy Chase ES.....	168	Silver Spring International MS	340
Northwest HS.....	388	Flora M. Singer ES.....	216
Northwood HS	390	Sligo MS.....	342
Oak View ES.....	170	Sligo Creek ES.....	218
Oakland Terrace ES	172	Snowden Farm ES.....	220
Olney ES.....	174	Somerset ES.....	222
William Tyler Page ES	176	South Lake ES	224
Paint Branch HS	392	Springbrook HS.....	404
Parkland MS	320	Stedwick ES	226
Rosa M. Parks MS.....	322	Stone Mill ES	228
Pine Crest ES	178	Stonegate ES.....	230
Piney Branch ES.....	180	Strathmore ES	232
John Poole MS	324	Strawberry Knoll ES.....	234
Poolesville ES.....	182	Summit Hall ES.....	236
Poolesville HS.....	394	Takoma Park ES	238
Potomac ES.....	184	Takoma Park MS	344

Alphabetical Page References to Schools/Programs

Tilden MS.....	346
Travilah ES	240
Twinbrook ES	242
Viers Mill ES	244
Washington Grove ES	246
Waters Landing ES.....	248
Watkins Mill ES.....	250
Watkins Mill HS.....	406
Wayside ES	252
Weller Road ES	254
Hallie Wells MS.....	348
Julius West MS	350
Westbrook ES.....	256
Westland MS	352
Westover ES.....	258
Wheaton HS	408
Wheaton Woods ES	260
Whetstone ES.....	262
White Oak MS.....	354
Walt Whitman HS	410
Wilson Wims ES	264
Earle B. Wood MS	356
Wood Acres ES	266
Woodfield ES	268
Woodlin ES.....	270
Thomas S. Wootton HS	412
Wyngate ES.....	272

MCPS NONDISCRIMINATION STATEMENT

Montgomery County Public Schools (MCPS) prohibits illegal discrimination based on race, ethnicity, color, ancestry, national origin, nationality, religion, immigration status, sex, gender, gender identity, gender expression, sexual orientation, family structure/parental status, marital status, age, ability (cognitive, social/emotional, and physical), poverty and socioeconomic status, language, or other legally or constitutionally protected attributes or affiliations. Discrimination undermines our community's long-standing efforts to create, foster, and promote equity, inclusion, and acceptance for all. The Board prohibits the use of language and/or the display of images and symbols that promote hate and can be reasonably expected to cause substantial disruption to school or district operations or activities. For more information, please review Montgomery County Board of Education Policy ACA, *Nondiscrimination, Equity, and Cultural Proficiency*. This Policy affirms the Board's belief that each and every student matters, and in particular, that educational outcomes should never be predictable by any individual's actual or perceived personal characteristics. The Policy also recognizes that equity requires proactive steps to identify and redress implicit biases, practices that have an unjustified disparate impact, and structural and institutional barriers that impede equality of educational or employment opportunities. MCPS also provides equal access to the Boy/Girl Scouts and other designated youth groups.**

For inquiries or complaints about discrimination against MCPS students*	For inquiries or complaints about discrimination against MCPS staff*
Director of Student Welfare and Compliance Office of District Operations Student Welfare and Compliance 850 Hungerford Drive, Room 55, Rockville, MD 20850 240-740-3215 SWC@mcpsmd.org	Human Resource Compliance Officer Office of Human Resources and Development Department of Compliance and Investigations 45 West Gude Drive, Suite 2100, Rockville, MD 20850 240-740-2888 DCI@mcpsmd.org
For student requests for accommodations under Section 504 of the Rehabilitation Act of 1973	For staff requests for accommodations under the Americans with Disabilities Act
Section 504 Coordinator Office of Academic Officer Resolution and Compliance Unit 850 Hungerford Drive, Room 208, Rockville, MD 20850 240-740-3230 RACU@mcpsmd.org	ADA Compliance Coordinator Office of Human Resources and Development Department of Compliance and Investigations 45 West Gude Drive, Suite 2100, Rockville, MD 20850 240-740-2888 DCI@mcpsmd.org
For inquiries or complaints about sex discrimination under Title IX, including sexual harassment, against students or staff*	
Title IX Coordinator Office of District Operations Student Welfare and Compliance 850 Hungerford Drive, Room 55, Rockville, MD 20850 240-740-3215 TitleIX@mcpsmd.org	

*Discrimination complaints may be filed with other agencies, such as the following: U.S. Equal Employment Opportunity Commission (EEOC), Baltimore Field Office, GH Fallon Federal Building, 31 Hopkins Plaza, Suite 1432, Baltimore, MD 21201, 1-800-669-4000, 1-800-669-6820 (TTY); Maryland Commission on Civil Rights (MCCR), William Donald Schaefer Tower, 6 Saint Paul Street, Suite 900, Baltimore, MD 21202, 410-767-8600, 1-800-637-6247, mCCR@maryland.gov; or U.S. Department of Education, Office for Civil Rights (OCR), The Wanamaker Building, 100 Penn Square East, Suite 515, Philadelphia, PA 19107, 1-800-421-3481, 1-800-877-8339 (TDD), OCR@ed.gov, or www2.ed.gov/about/offices/list/ocr/complaintintro.html.

**This notification complies with the federal Elementary and Secondary Education Act, as amended.

This document is available, upon request, in languages other than English and in an alternate format under the *Americans with Disabilities Act*, by contacting the MCPS Office of Communications at 240-740-2837, 1-800-735-2258 (Maryland Relay), or PIO@mcpsmd.org. Individuals who need sign language interpretation or cued speech transliteration may contact the MCPS Office of Interpreting Services at 240-740-1800, 301-637-2958 (VP) mcpsinterpretingservices@mcpsmd.org, or MCPSInterpretingServices@mcpsmd.org.

MONTGOMERY COUNTY PUBLIC SCHOOLS SAFETY & SECURITY AT A GLANCE

Our School System

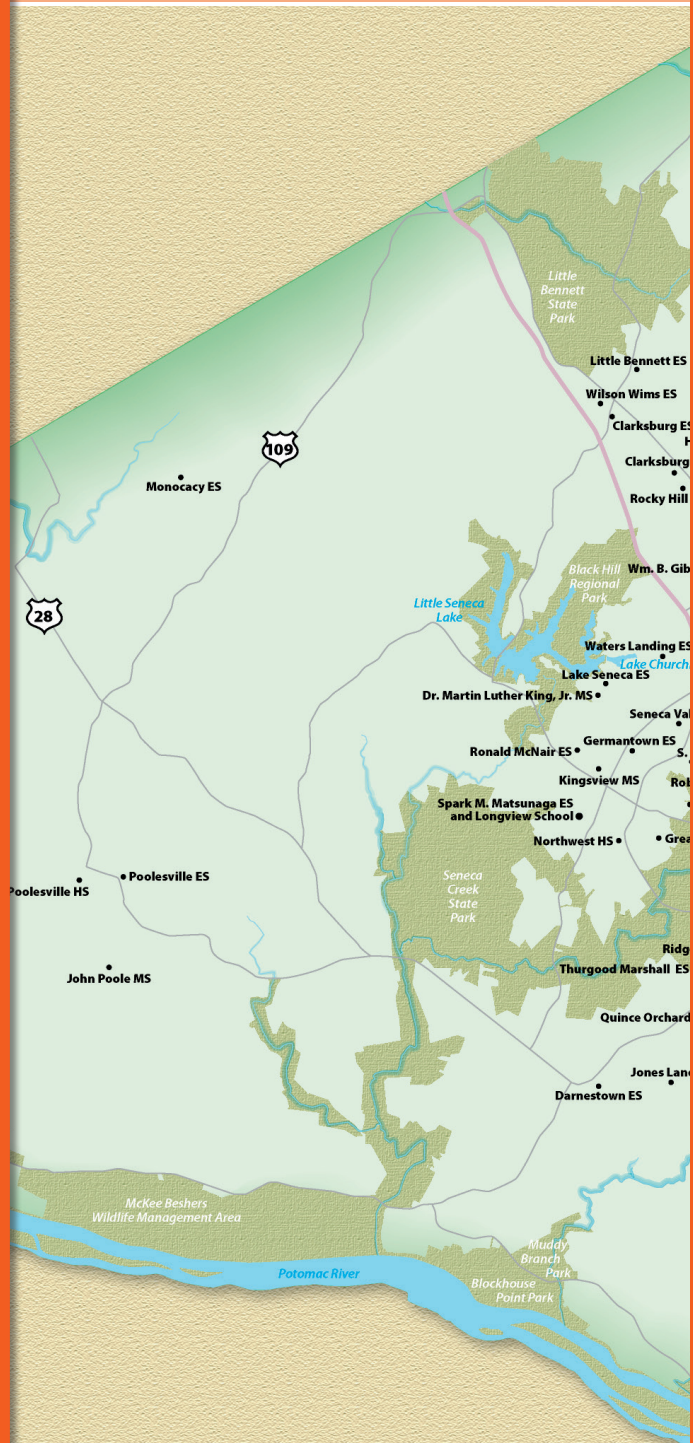
- 158,232 students for 2021–2022
- Largest school system in Maryland
- 14th largest school system in the United States
- Students from 157 countries speaking 150 languages
- 209 schools and programs
 - 135 elementary schools
 - 40 middle schools
 - 25 high schools
 - 1 career and technology center
 - 5 special schools
 - 1 alternative education program
 - 2 early childhood centers
 - 42 National Blue Ribbon schools

Our Students

- Demographics (2021–2022)
 - ≤5 percent American Indian or Alaskan Native
 - 14.1 percent Asian
 - 21.9 percent Black or African American
 - 33.4 percent Hispanic/Latino
 - ≤5 percent Native Hawaiian or other Pacific Islander
 - ≤5 percent Two or More Races
 - 25.3 percent White
- 39.3 percent participate in Free and Reduced-price Meals System (FARMS)
- 12.2 percent receive special education services
- 17.3 percent are Emergent Multilingual Learners (EMLs)
- 1225 average combined SAT score (Class of 2021)
- 23 National Merit Finalists (Class of 2021)

System Resources

- \$2.78 billion FY 2022 Operating Budget
- \$1.818 billion amended six-year Capital Improvements Program (FY 2021–2026)
- 24,589 employees
- 13,994 teachers
- 87.2% percent of teachers with a master's degree or equivalent



**MONTGOMERY
COUNTY
PUBLIC
SCHOOLS**
Maryland

Published by the Department of Materials Management for the Office of Shared Accountability

0600.23 • Editorial, Graphics & Publishing Services • 1/23 • NP

Copyright © 2023 Montgomery County Public Schools, Rockville, Maryland

